

# Genetic Inheritance and Bayesian Networks

Sargur Srihari

[srihari@cedar.buffalo.edu](mailto:srihari@cedar.buffalo.edu)

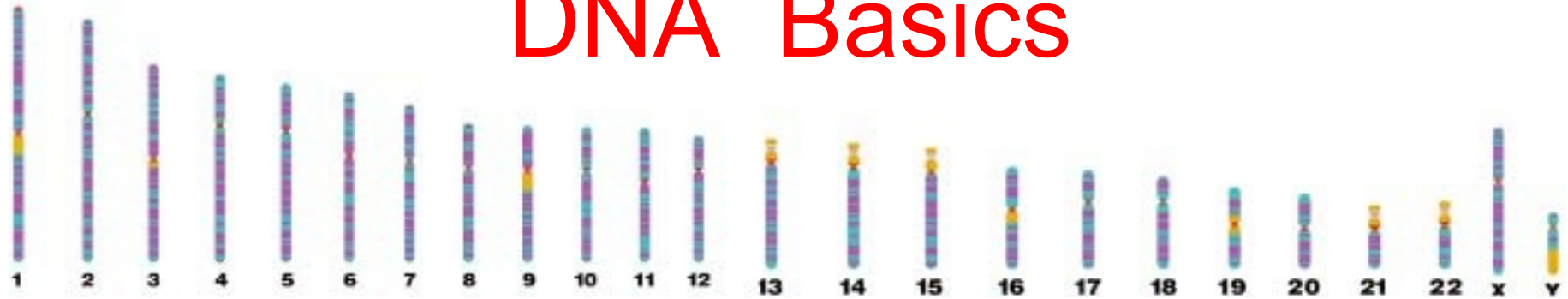
# Genetics Pedigree Example

- One of the earliest uses of Bayesian Networks
  - Before general framework was defined
- Local independencies are intuitive
- Model transmission of certain properties such as blood type from parent to child

# Phenotype and Genotype

- Some background on genetics needed to model properly
- Blood type is an observable quantity that depends on the genetic makeup
  - Called a phenotype
- Genetic makeup of a person is called a genotype

# DNA Basics

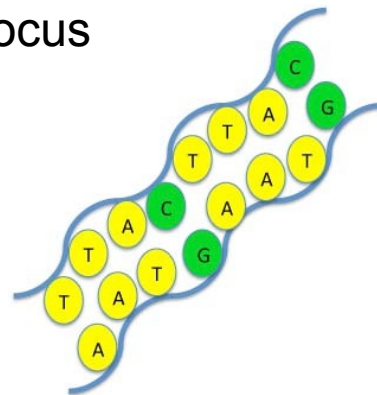


Genome has 46 chromosomes (22 are repeated plus XX and XY)

Actual  
Electron  
Photo  
micrograph



locus



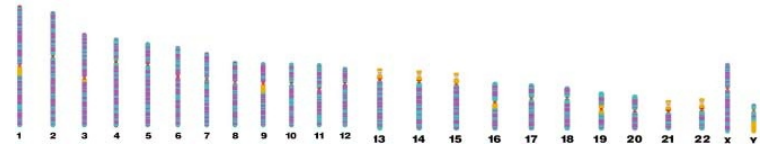
Single Chromosome:  $\sim 10^8$  base-pairs  
Genome: sequence of  $3 \times 10^9$  base-pairs  
(nucleotides A, C, G, T)  
Represents full set of chromosomes

Large portions of DNA have no survival function (98.5%) and have variations useful for identification

TH01 is a location on short arm of chromosome 11:  
short tandem repeats (STR) of same base pair AATG  
Variant forms (alleles) different for different individuals

# Genetic Model

- Human genetic material
  - 22 pairs of *autosomal* chromosomes
  - One pair of sex chromosomes (X and Y)
- Each chromosome contains genetic material that determine person's properties
- Locus: Region of chromosome of interest
  - Blood type is a particular locus
- Alleles: Variants of locus
  - Blood type has three variants: A, B, O

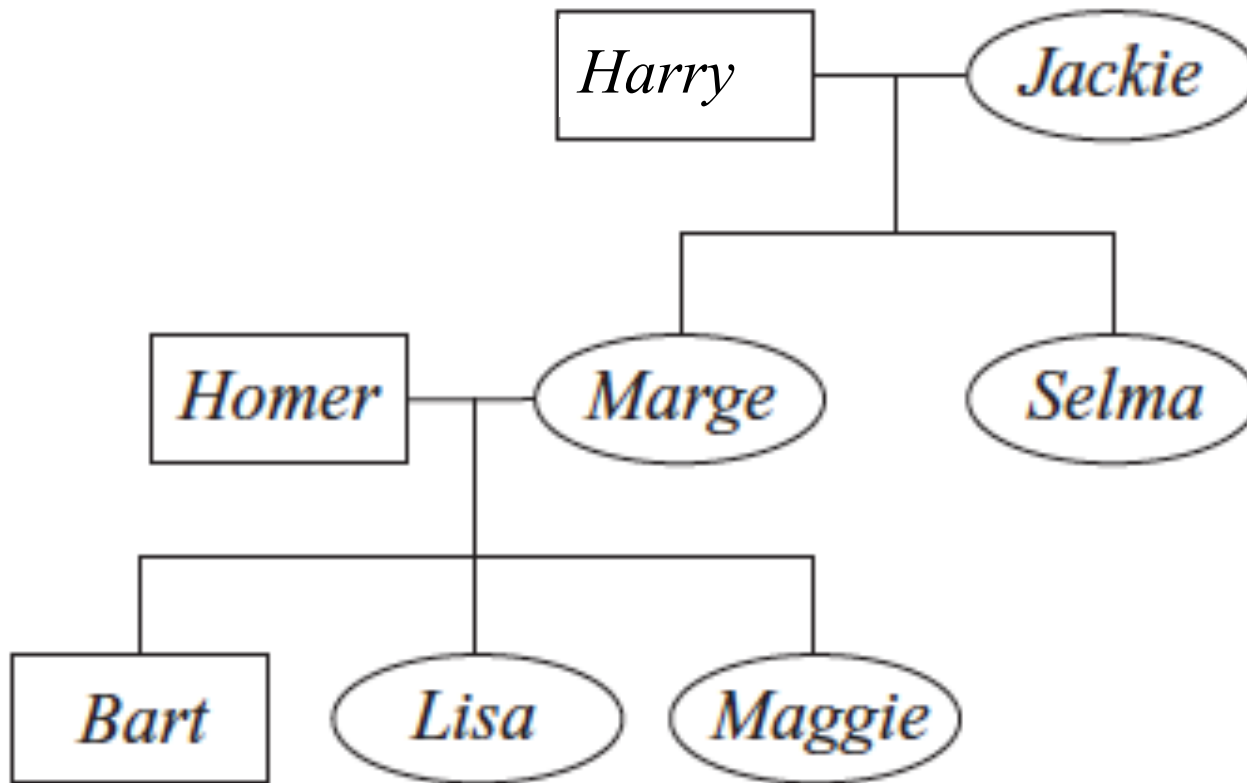


11

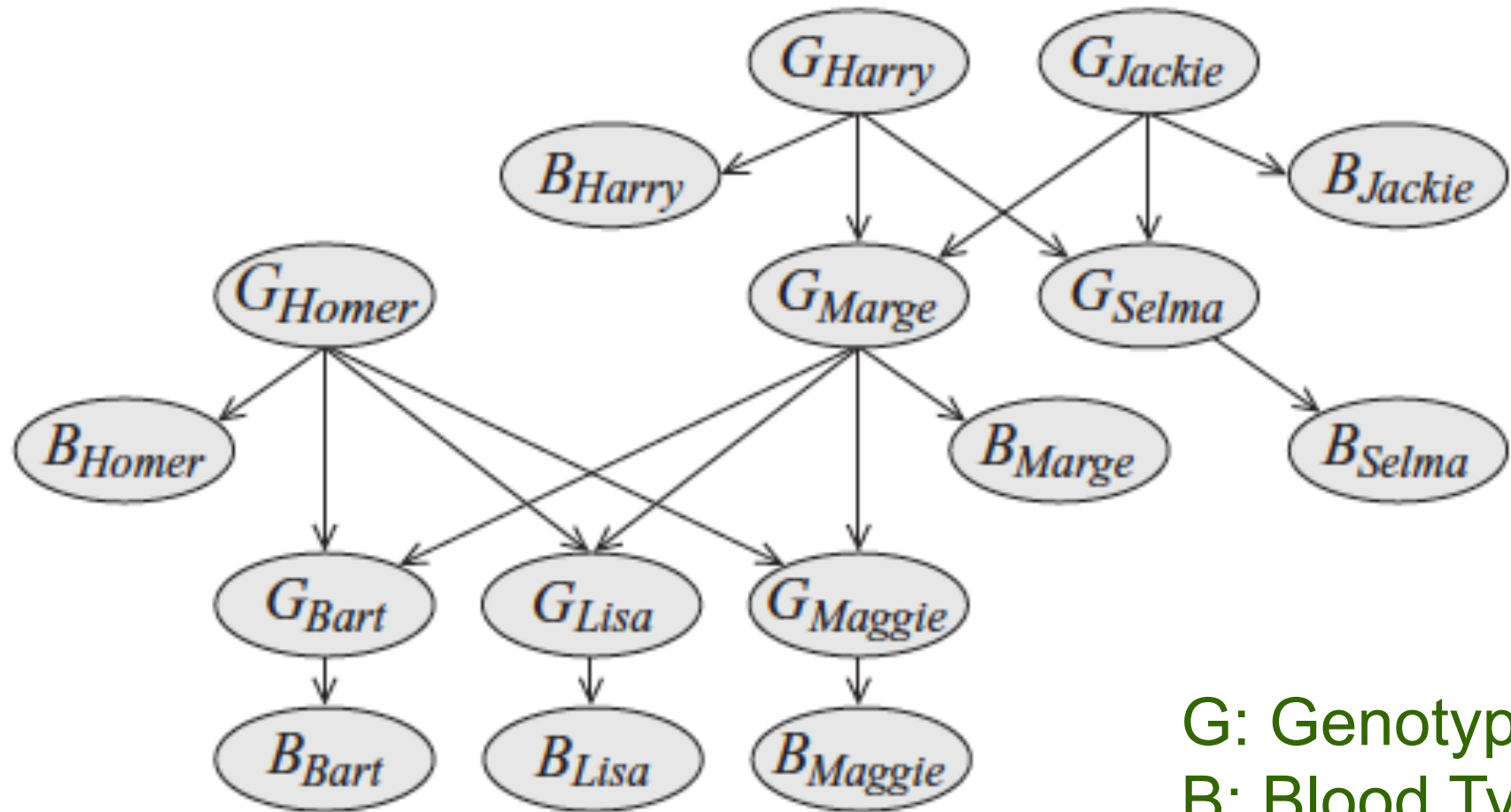
# Independence Assumptions

- Arise from biology
- Once we know
  - Genotype of a person
    - additional evidence about other members of family will not provide new information about blood-type
  - Genotype of both parents
    - Determine what is passed to off-spring
    - Additional ancestral information not needed
- These independencies can be captured in BN for a family tree

# A small family tree



# BN for Genetic Inheritance





# Autosomal Chromosome

- In each pair,
  - Paternal: inherited from father
  - Maternal: inherited from mother
- Person's genotype is an ordered pair  $(X,Y)$ 
  - with each having three possible values  $(A,B,O)$
  - there are nine values such as  $(A,B)$
- Blood type phenotype is a function of both copies
  - E.g., genotype  $(A,O)$  blood type is A
  - $(O,O) \rightarrow O$

# CPDs for Genetic Inheritance

- **Penetrance Model**  $P(B(c)|G(c))$ 
  - Probabilities of different phenotypes given person's genotype
    - Deterministic for bloodtype
- **Transmission Model**  $P(G(c)|G(p), G(m))$ 
  - Each parent equally likely to transmit either of two alleles to child
- **Genotype Priors**  $P(G(c))$ 
  - Genotype frequencies in population

# Real models more complex

- Phenotypes for late-onset diseases are not a deterministic function of genotype
  - A particular genotype may have a higher probability of a disease
- Genetic makeup of individual determined by many genes
- Some phenotypes depend on many genes
- Multiple phenotypes depend on many genes

# Modeling multi-locus inheritance

- Inheritance patterns of different genes not independent of each other
- Need to take into account adjacent loci
- Introduce selector variables  $S(l, c, m)$ 
  - 1 if locus  $l$  in  $c$ 's maternal chromosome inherited from  $c$ 's *maternal grandmother*
  - 2 if locus inherited from  $c$ 's *maternal grandfather*
- Model correlations of variables of adjacent loci  $l$  and  $l'$

# Use of Genetic Inheritance Model

- Extensively used in
  1. In genetic counseling and prediction
  2. In linkage analysis

# Genetic Counseling and Prediction

- Take phenotype with known loci and observed phenotype and genotype data for individuals
  - to infer genotype and phenotype for another person (planned child)
- Genetic data
  - Direct measurements of relevant disease loci or nearby loci which are correlated with disease loci

# Linkage Analysis

- Harder task
- Identifying disease genes from pedigree data using several pedigrees
  - Several individuals exhibit disease phenotype
  - Available data
    - Phenotype information for many individuals in pedigree
    - Genotype information for known location in chromosome
  - Use inheritance model to evaluate likelihood
  - Pinpoint area linked to disease to further analyze genes in that area
    - Allows focusing on 1/10,000 of genome

# Sparse BN in genetic inheritance

- Allow reasoning about large pedigree and multiple loci
- Allow use of *model learning* algorithms to understand recombination rates in different regions and penetration probabilities for different diseases