

Probability Density Function Estimation using the MinMax Measure

M. Srikanth, H. K. Kesavan and Peter H. Roe

Abstract— The problem of initial probability assignment consistent with the available information about a probabilistic system is called a *direct problem*. Jaynes' maximum entropy principle (MaxEnt) provides a method for solving direct problems when the available information is in the form of moment constraints. On the other hand, given a probability distribution, the problem of finding a set of constraints which makes the given distribution a maximum entropy distribution is called an *inverse problem*.

A method based on the MinMax measure to solve the above inverse problem is presented here. The MinMax measure of information, defined by Kapur, Baciú and Kesavan [1], is a quantitative measure of the information contained in a given set of moment constraints. It is based on both maximum and minimum entropy. Computational issues in the determination of the MinMax measure arising from the complexity in arriving at minimum entropy probability distributions (MinEPD) are discussed. The method to solve inverse problems using the MinMax measure is illustrated by solving the problem of estimating a probability density function of a random variable based on sample data.

Keywords— Shannon Entropy measure, Entropy Optimization, Maximum Entropy Principle, Minimum Entropy, MinMax measure.

I. INTRODUCTION

THE principal objective of analysis of a probabilistic system is to determine the discrete probabilities of a set of events (or the continuous probability density function over an interval) conditioned upon the available knowledge. This problem of initial probability assignment consistent with available information is called the *direct problem*. Various methods from the disciplines of probability and statistics exist to solve this problem. In this paper, we explore the problem from the point of view of information theory. Jaynes'(1957) maximum entropy principle (MaxEnt) [2] provides a method for solving direct problems when the available information is in the form of moment constraints.

Let X be a discrete random-variate of a probabilistic system which takes values from $\{x_1, x_2, \dots, x_n\}$ with probabilities $\mathbf{p} = (p_1, p_2, \dots, p_n)$. Suppose the information avail-

able is in the form of the natural constraint of probabilities

$$\sum_{i=1}^n p_i = 1, \quad p_i \geq 0, \quad i = 1, 2, \dots, n, \quad (1)$$

and the moment constraints

$$\sum_{i=1}^n g_{ri} p_i = a_r, \quad r = 1, 2, \dots, m, \quad (2)$$

where g_{ri} and a_r are known constants. The direct problem is to determine \mathbf{p} conditioned upon (1) and (2).

MaxEnt solves this problem by the maximization of the Shannon entropy (uncertainty measure) [3] of probabilities given by

$$S(\mathbf{p}) = - \sum_{i=1}^n p_i \ln p_i \quad (3)$$

subject to the given set of constraints. The maximum entropy probability distribution (MaxEPD) is the most unbiased or most uniform probability distribution conditioned upon the available information.

We can not say that the probability assignment obtained by MaxEnt approximates closely to that of the system because it is not known whether the information provided by (1) and (2) is enough to completely describe the behavior of the probabilistic system. The problem of identifying a constraint set which "best" describes the observed behavior of the system is called an *inverse problem*. An example of inverse problem in the discipline of probability and statistics is that of identifying a set of characterizing moments of a given probability distribution [4], [5]. The characterizing moments of a probability distribution are the moment constraints subject to which the probability distribution is obtained as the maximum entropy probability distribution. For example, the mean and variance are the characterizing moments of a Gaussian distribution. Maximizing the Shannon entropy measure subject to these constraints gives the Gaussian distribution. Inverse problem also appear in statistical learning [6] in identifying features in a given sample data. The search in an inverse problem is for the probabilistic causes of the observed behavior of the system. This necessitates a measure of the amount of information contained in a given set of constraints.

Kapur, Baciú and Kesavan [1] introduced the MinMax measure as a quantitative measure of information contained in a given set of constraints. The MinMax measure is based on both maximum and minimum entropy. The MinMax

To appear in IEEE SMC Vol. 30, No. 1, February 2000

Manuscript received

This work was funded in part by the Natural Sciences and Engineering Research Council of Canada

M. Srikanth is with the Department of Computer Science and Engineering, State University of New York at Buffalo, Amherst, NY, USA.

H. K. Kesavan and P. H. Roe are with the Department of Systems Design Engineering, University of Waterloo, Waterloo, Canada.

measure and the significance of minimum entropy is reviewed in section II. The problem of evaluating the minimum entropy probability distribution (MinEPD) subject to a given set of constraints is known to be NP-Hard. Section III discusses the computational issues in obtaining the MinMax measure and presents an algorithm to generate an approximate solution to the minimum entropy problem. An application of the MinMax measure for solving the problem of probability density function (pdf) estimation from sample data is illustrated in section VI.

II. MINIMUM ENTROPY AND THE MINMAX MEASURE

Previous attempts to solve the inverse problem and to define a measure of information contained in a constraint set were based on MaxEnt. Kapur, Baciuc and Kesavan identified the ambiguity in such measures [1] and defined the MinMax measure based on both maximum and minimum entropy.

When the only information available is given by the natural constraint (1), the MaxEPD is the uniform distribution $(\frac{1}{n}, \frac{1}{n}, \dots, \frac{1}{n})$ with entropy value $\ln n$. The corresponding minimum entropy probability distribution is one of the n -degenerate distributions $(1, 0, \dots, 0)$, $(0, 1, \dots, 0)$, \dots , $(0, 0, \dots, 1)$ with entropy value 0. This corresponds to the n -distinct values or outcomes of the random variable. The minimum entropy probability distributions represent the most biased and least uniform distributions consistent with the available information.

In the presence of additional information, the choice of probability distributions is reduced. A restricted set of probability distributions has a smaller maximum entropy value, S_{max} , than the original set, and it has also, in general, larger minimum entropy value, S_{min} . Thus, each additional piece of information in the form of moment constraints on p_i results in a decrease (or at least no change) in S_{max} and an increase (or no change) in S_{min} . In general, every additional constraint reduces the *uncertainty gap* given by $S_{max} - S_{min}$.

Let C_1 and C_2 be two constraint sets. The **MinMax measure of information** contained in C_2 with respect to C_1 is given by the reduction in the uncertainty gap of C_2 from C_1 .

$$I(C_1; C_2) = [S_{max}(C_1) - S_{min}(C_1)] - [S_{max}(C_2) - S_{min}(C_2)]. \quad (4)$$

For any constraint C , the MinMax measure is evaluated with respect to the natural constraint, N , and is given by

$$I(C) = [S_{max}(N) - S_{min}(N)] - [S_{max}(C) - S_{min}(C)]. \quad (5)$$

III. COMPUTATIONAL ISSUES

The computation of the MinMax measure for a given set of constraints, C , involves calculating S_{max} and S_{min} values for C . In the method presented here, this involves obtaining the maximum and minimum entropy probability distributions corresponding to C .

The problem of Shannon entropy maximization is a convex minimization problem. The Lagrange multiplier method [7], [5] can be used to obtain an analytical solution for the MaxEPD. Using this method, the maximization of the Shannon entropy measure subject to (1) and (2) gives

$$p_i = \exp(-\lambda_0 - \lambda_1 g_{1i} - \lambda_2 g_{2i} - \dots - \lambda_m g_{mi}), \quad i = 1, 2, \dots, n, \quad (6)$$

where $\lambda_0, \lambda_1, \dots, \lambda_m$ are the Lagrange multipliers corresponding to the $m + 1$ constraints. The Lagrange multipliers are determined by substituting for p_i from (6) in (1) and (2) and simplifying to get

$$\lambda_0 = \ln\left(\sum_{i=1}^n \exp\left(-\sum_{j=1}^m \lambda_j g_{ji}\right)\right) \quad (7)$$

$$a_r = \frac{\sum_{i=1}^n g_{ri} \exp\left(-\sum_{j=1}^m \lambda_j g_{ji}\right)}{\sum_{i=1}^n \exp\left(-\sum_{j=1}^m \lambda_j g_{ji}\right)}, \quad r = 1, 2, \dots, m \quad (8)$$

Equations (8) form a system of m nonlinear equations in m unknowns. These equations can be represented in a form more convenient for numerical solution as a residual

$$R_r = 1 - \frac{\sum_{i=1}^n g_{ri} \exp\left(-\sum_{j=1}^m \lambda_j g_{ji}\right)}{a_r \sum_{i=1}^n \exp\left(-\sum_{j=1}^m \lambda_j g_{ji}\right)} \quad (9)$$

for $r = 1, 2, \dots, m$.

The least-squares method [7] can be used to determine the Lagrange multipliers. This is achieved by minimizing the sum of the squares of the residuals

$$R = \sum_{r=1}^m R_r^2. \quad (10)$$

In the example illustrated in section VI, the Levenberg-Marquardt method [7], [8] is used for solving the least squares problem.

The problem of evaluating the MinEPD is the search for a global minimum of the Shannon entropy measure subject to the given constraints. This is a constrained global optimization problem, specifically, a constrained concave minimization problem with separable objective function. This problem is known to be NP-Hard. Initial attempts to solve the minimum entropy problem have been in obtaining analytical solutions for some specific constraints, like, mean or variance [9], [10].

A numerical method to obtain an approximate solution to the minimum entropy problem was presented by the authors in [11]. This method is based on a concave minimization algorithm for separable objective functions proposed by Phillips and Rosen [12]. The optimization problem considered here is

$$\text{global min. } S(p) = \sum_{i=1}^n s_i(p_i) \quad (11)$$

where $p \in \Omega = \{p : Ap \leq b, p \geq 0\}$, $A \in R^{m \times n}$, $b \in R^m$ and $s_i(p_i) = -p_i \ln p_i$. An important property of the minimum entropy problem is that the global minimum point is always found at a vertex of the convex polytope Ω . For this reason, linear programming is an essential part of any computational algorithm for solving this problem.

The algorithm proposed by Phillips and Rosen uses a rectangular successive partitioning approach [13] for solving the concave minimization of separable objective functions. This is a branch and bound technique where indirect information, in the form of lower bounds to the objective function values, is used to decide whether a global minimum is contained in the partition of interest. Also, some sufficient conditions are used for recognizing a local minimum as a global optimal solution for the problem. Specific details of the algorithm and its implementation for solving the minimum entropy problem are discussed in [14], [12].

IV. ENTROPY OPTIMIZATION FOR CONTINUOUS-VARIATE DISTRIBUTIONS

In the continuous-variate case, the maximum entropy problem is given by: Maximize

$$S(f) = - \int_a^b f(x) \ln f(x) dx \quad (12)$$

subject to

$$\int_a^b f(x) dx = 1, \text{ and} \quad (13)$$

$$\int_a^b f(x) g_r(x) dx = a_r, \quad r = 1, 2, \dots, m \quad (14)$$

Similar to the expression (6) for p_i , we obtain the following expression for $f(x)$:

$$f(x) = \exp[-\lambda_0 - \lambda_1 g_1(x) - \lambda_2 g_2(x) - \dots - \lambda_m g_m(x)], \quad (15)$$

where $\lambda_0, \lambda_1, \dots, \lambda_m$ are the Lagrange multipliers corresponding to the $m + 1$ constraints. Also, the Lagrange multipliers can be determined by solving the least-squares problem defined by the sum of residuals.

$$R_r = 1 - \frac{\int_a^b g_r(x) \exp\left(-\sum_{j=1}^m \lambda_j g_j(x)\right) dx}{a_r \int_a^b \exp\left(-\sum_{j=1}^m \lambda_j g_j(x)\right) dx} \quad (16)$$

for $r = 1, 2, \dots, m$.

In practice, discrete approximations of the continuous integrals are used to solve the entropy optimization problems. The numerical approximation is based on some sample values of $f(x)$. The range of x values, $[a, b]$, is divided into n (a pre-specified number) equal intervals. Let x_1, x_2, \dots, x_n be the representatives, usually the midpoints, of these intervals. Let $\{f(x_1), f(x_2), \dots, f(x_n)\}$ be the values corresponding to the points $\{x_1, x_2, \dots, x_n\}$. The continuous

integral of $f(x)$ is approximated by

$$\int_a^b f(x) dx = \frac{b-a}{n} \sum_{i=1}^n f(x_i). \quad (17)$$

By setting

$$p_i = \frac{b-a}{n} f(x_i), \quad (18)$$

the entropy optimization problem in the continuous domain can be approximated to an optimization problem in the discrete domain.

The process of discretizing continuous functions introduces sampling errors. The sampling error depends on the number of sampling points. The approximation error is reduced when more sampling points are considered. However, this increases the number of variates in the discrete probability distribution. Other numerical approximation methods such as the Trapezoidal rule or Simpson's rule [15] can also be used.

V. A SOLUTION METHOD FOR INVERSE PROBLEM USING THE MINMAX MEASURE

In the inverse problem, given a probability distribution (p_1, p_2, \dots, p_n) , which is different from the uniform distribution, the search is for a set of constraints subject to which the given distribution can be regarded as a maximum entropy distribution. This is based on the assumption that all probability distributions are maximum entropy distributions with respect to some set of constraints. Solution methods for some specific inverse problems based on Max-Ent are discussed in [16], [5], [4]. A general method for solving the inverse problem is to try various constraint sets and select the one which makes the given distribution a maximum entropy distribution. One such constraint set will exist if the probability distribution is of the form of (6) or (15) [5]. Kapur [16] states that a non-exponential probability distribution can be approximated by a maximum entropy distribution. In this case, the inverse problem can be solved by finding a set of constraints which gives rise to the maximum entropy approximation.

Let C_1, C_2, \dots, C_m be constraint sets defined on (p_1, p_2, \dots, p_n) where C_i is given by

$$C_i = \{g_{ij}(p_1, p_2, \dots, p_n) = a_{ij} : j = 1, 2, \dots, m_i\}. \quad (19)$$

One of the constraints in C_i for $i = 1, 2, \dots, m$ is assumed to be the natural constraint, N . It is also assumed that the constraints in a constraint set are consistent and non-redundant.

First the maximum and minimum entropy values are obtained for the natural constraint N as $S_{max}(N)$ and $S_{min}(N)$, respectively. For each of the constraint sets, C_i , the maximum and minimum entropy values are evaluated as $S_{max}(C_i)$ and $S_{min}(C_i)$, respectively. Using the values of maximum and minimum entropies, the MinMax measure for each of the constraint sets, $C_i, i = 1, 2, \dots, m$, is

computed using

$$I(C_i) = [S_{max}(N) - S_{min}(N)] - [S_{max}(C_i) - S_{min}(C_i)]. \quad (20)$$

The MinMax measure, $I(C_i)$, gives the amount of information contained in the constraint set C_i .

The constraint set with the *maximum* MinMax measure has the most information about the system among the constraint sets considered. Hence, the solution to the inverse problem is given by

$$C^* = \arg \max\{I(C_i) \mid i = 1, 2, \dots, m\}.$$

VI. PROBABILITY DENSITY FUNCTION ESTIMATION

As an application of the MinMax measure we consider the probability density function estimation problem. The problem is to estimate a probability density function from available information, usually in the form of sample data, about a random variable. This is one of the main tasks of statistical inference and arises in many engineering problems. Common methods to solve this problem include analyzing the data to yield a non-parametric or numerically defined distribution, fitting the data to one of the standard analytical distributions or determining the maximum entropy probability distribution [17].

We concentrate on the application of MaxEnt to this problem. In the case of MaxEnt, the prior knowledge should be in the form of moment values or expectation values based on the probability distribution. If the available information is in the form of sample data, the moment values are evaluated from them and then, the maximum entropy principle is applied.

Let $C = \{g_r(x), r = 1, 2, \dots, m\}$ be a set of constraints. The moment values are obtained from the sample data as the expectation of the constraints in C as $\{a_1, a_2, \dots, a_m\}$. The corresponding maximum entropy problem is solved by the Lagrange multiplier method-least squares solution of minimizing the sum of the squares of the residuals R_r given by (9).

Assuming the moment values obtained from the sample data are a good approximation of the moment values of the population data of the system, the MaxEPD is the “best” representative of the knowledge of the system. The success of the maximum entropy method depends on the selection of the constraint set, C . The problem of selecting a “right” constraint set is an inverse problem. The method presented in section V is used to solve this problem.

For various sets of constraints, the corresponding MinMax measure values are calculated. This requires the maximum and minimum entropy values to be computed. The methods identified in section III for solving the maximum and minimum entropy problems are used in computing the MinMax measure. In both of these problems, the continuous integrals are approximated to their discrete equivalents. Of all the constraints sets considered, the one with *maximum* MinMax measure value is selected as the solution to the inverse problem. This corresponds to the constraint set

which gives the most information about the system among the constraints sets considered. The corresponding maximum entropy distribution is accepted as a good estimate of the probability distribution of the system.

When the available information is in the form of sample data, the moment values of the probability distribution are calculated using the frequency distribution of the data. Let the sample data be $\{x_1, x_2, \dots, x_N\}$. Let x_{min} and x_{max} be the minimum and maximum values of x from the sample data. The interval, $[x_{min}, x_{max}]$, is partitioned into n (a pre-specified number) intervals of equal length. Based on this partitioning, the frequency distribution of the sample data is obtained as $\{f_1, f_2, \dots, f_n\}$. The corresponding probability distribution is given by $\{\frac{f_1}{N}, \frac{f_2}{N}, \dots, \frac{f_n}{N}\}$.

Let the representative x -values for the n bins be $\{x_1, x_2, \dots, x_n\}$, which are, usually, the mid-points of the intervals. For each constraint $g_r(x) \in C$, the expectation value a_r in (14) is obtained as

$$a_r = E[g_r(x)] \approx \sum_{i=1}^n \frac{f_i}{N} x_i.$$

The moment values $\{a_r, r = 1, 2, \dots, m\}$ are used to obtain the MaxEPD, MinEPD and the MinMax measure corresponding to the constraint set C .

Let C^* be the constraint set corresponding to the maximum MinMax value. The maximum entropy probability density function (MaxEPD) corresponding to C^* is the “best” approximation to the observed distribution. If this distribution matches exactly with the observed distribution, then the moment constraints in C^* are the *characterizing moments* of the probability distribution. Thus, the MinMax measure can be used to identify characterizing moments of probability distributions.

VII. AN EXAMPLE

Consider the following data which represents fracture toughness in $ksi\sqrt{in.}$ for nickel maraging steel¹: 69.5, 71.9, 72.6, 73.1, 73.3, 73.5, 74.1, 74.2, 75.3, 75.5, 75.7, 75.8, 76.1, 76.2, 76.2, 76.9, 77.0, 77.9, 78.1, 79.6, 79.7, 79.9, 80.1, 82.2, 83.7, 93.7.

In [17], Siddall uses the first four algebraic moments to obtain the maximum entropy probability density function for this problem and shows that it fits well with the distribution in the observed data. However, no justification or explanation is provided for this particular selection of constraints — the first four algebraic moments. In the following, we demonstrate that the MinMax measure can be used to justify the selection of a particular set of moment constraints and, hence, identify one constraint set which provides the most information about the system among the constraint sets considered.

The first step is to obtain the moment values for some set of constraints. Selecting to partition the range of values of the sample data into a large number of intervals data reduces the sampling errors but increases the computational overhead. Hence, in the example the range of the

¹The data taken from [17].

sample data was partitioned into 8 intervals for computing the moment values. The corresponding x -values are $\{69.5, 72.957143, 76.414286, 79.871429, 83.328571, 86.785714, 90.242857, 93.7\}$.

Algebraic moment constraints ($E[x^r]$ for some r) are used to construct the constraint sets for this problem. Since $g_r(x) = x^r$ must be evaluated in (16), there is a risk of overflow in the computer. To circumvent this problem, the domain of x is transformed to $[0, 1]$. The variable $x' = (x - x_{min}) / (x_{max} - x_{min})$ is used instead of x . The probability distribution for the given sample data based on the above partitioning is $\{0.038462, 0.076923, 0.461538, 0.230769, 0.115385, 0.038462, 0.000000, 0.038462\}$. Accordingly, the moment values for various algebraic moment constraints are given in Table I.

Moment Constraints	Moment values
N(Natural Constraint)	1.000000
c_1 (Mean)	0.373626
c_2 (2nd moment)	0.177394
c_3 (3rd moment)	0.103162
c_4 (4th moment)	0.071669
c_5 (5th moment)	0.056863

TABLE I

MOMENT VALUES FOR THE TRANSFORMED FRACTURE TOUGHNESS VALUES

Table II gives the constraint sets considered for this problem and their corresponding MaxEnt, MinEnt, and the MinMax values. In this specific example, a constraint set C_i is constructed by adding the next higher moment constraint to C_{i-1} . In general the constraint sets can be of any cardinality and other types of constraints, like, geometric constraint, can be considered. Fig. 1 plots the maximum

Constraint sets	MaxEnt	MinEnt	MinMax
$\{N\}$	2.079442	0.000000	0.000000
$\{N, c_1\}$	2.003728	0.373011	0.448725
$\{N, c_1, c_2\}$	1.715422	0.563873	0.927892
$\{N, c_1, c_2, c_3\}$	1.675885	0.686685	1.090241
$\{N, c_1, c_2, c_3, c_4\}$	1.594838	0.992465	1.477069
$\{N, c_1, c_2, c_3, c_4, c_5\}$	1.573880	1.101131	1.606692

TABLE II

MAXENT, MINENT AND MINMAX VALUES FOR FRACTURE TOUGHNESS PROBLEM

and minimum entropy values and the MinMax measure for this problem. The maximum entropy value decreases with the constraints and the minimum entropy increases. There is a significant decrease in the maximum entropy value with the addition of the 2nd moment constraint. Also, the contribution of the 4th moment can be observed from the increase in the minimum entropy value. The uncertainty gap, $I(= S_{max} - S_{min})$, is significantly reduced for the first four

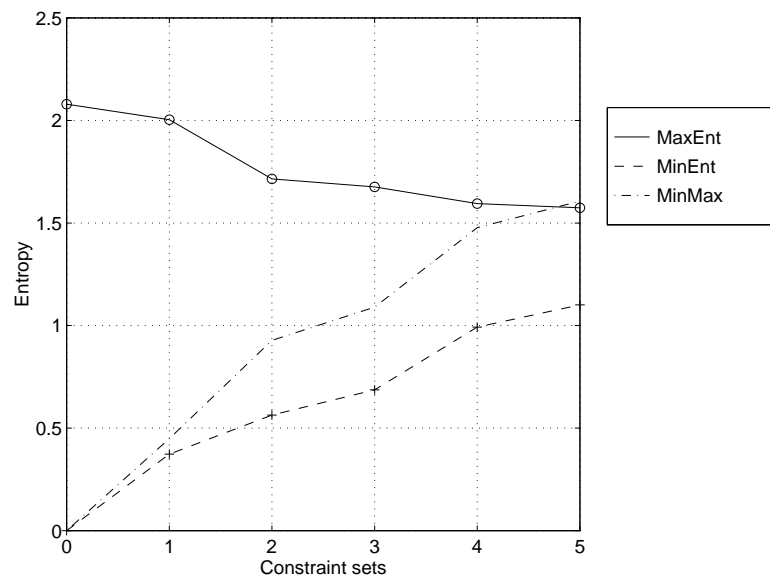


Fig. 1. Plot of S_{max} , S_{min} and MinMax values for the fracture toughness problem

moments. Fig. 2 plots the maximum entropy probability distribution corresponding to the first four moment constraints and the frequency distribution obtained from the sample data. The corresponding probability density function is given by

$$f(x) = \exp(4621.35003 - 246.66x + 4.88486x^2 - 0.04256x^3 + 0.00014x^4), \quad x \in [69.5, 93.7]. \quad (21)$$

The accuracy of the maximum entropy approximation is

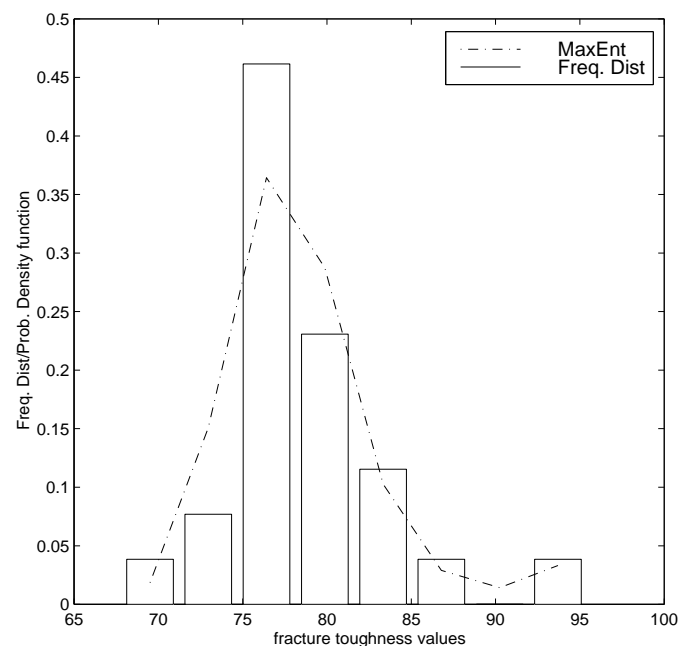


Fig. 2. MaxEPD for fracture toughness : Plot for 8-bins

observed when the range of x is partitioned into smaller

sized intervals. Fig. 3 shows the maximum entropy distribution when the number of bins is set to 32. This gives a better approximation of the observed probability distribution.

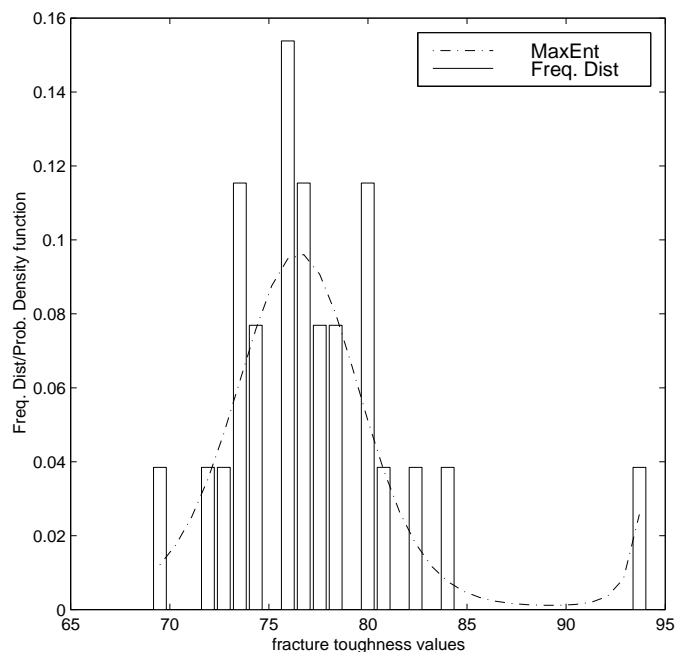


Fig. 3. MaxEPD for fracture toughness : Plot for 32-bins

Generating the minimum entropy probability distribution, and hence computing the minimum entropy value, is the slowest step in calculating the MinMax measure for a given set of constraints. Also, the method for solving the minimum entropy problem generates a ϵ -approximate lower bound for the minimum entropy value. Faster and accurate algorithms are required for the minimum entropy problem so as to use the MinMax measure for on-line applications.

The novelty in using the MinMax measure to solve this problem is that it identifies a set of significant moments of the observed distribution and quantifies the information contained in them. This provides a better understanding of the behavior of the probabilistic system. For the problem of estimating the probability density function, this method gives an analytical expression for the probability distribution which best approximates the observed distribution.

VIII. CONCLUDING REMARKS

In this paper, we have demonstrated the application of the MinMax measure for solving an inverse problem in statistical inference. The MinMax measure is a quantitative measure of the information contained in a given set of constraints. In the problem of estimating probability density function, the MinMax measure is used to discriminate between different constraint sets. Of the constraint sets considered, the one with the *maximum* MinMax measure has the most information about the probabilistic system. This constraint set is used in the context of maximum entropy principle to estimate the probability density function.


The calculation of the MinMax measure for a constraint set involves computing the maximum and minimum entropy values. This may involve generating the MaxEPD and a MinEPD. While the former is a convex minimization problem and has polynomial solutions, the minimum entropy problem is known to be NP-Hard. An approximate algorithm is used to solve the minimum entropy problem. Faster and accurate algorithms are required to solve the minimum entropy problem. The method described in section III for minimum entropy problem uses only the properties of a concave function. The properties of Shannon entropy measure can be used to improve the algorithm. Also, other global optimization techniques, like difference of convex functions and interval methods, need to be explored for this problem.

The distinguishing feature of the MinMax measure is that it deals with the moments of the probability distribution, unlike the entropy measures, whose focus is on the uncertainty of a probability distribution [1]. The knowledge of one or more moments of a probability distribution is not equivalent to the knowledge of the probability distribution. However, with additional consistent moments our knowledge improves towards that of the probability distribution. For a particular set of moment constraints, the knowledge of their moment values is equivalent to that of the probability distribution. The constraints in that set are called the *characterizing moments* of the probability distribution. Using the characterizing moments, the Shannon entropy measure can be used to obtain the corresponding probability distribution. Thus, the MinMax measure can be used in the search for a set of moment constraints such that their knowledge is equivalent to the knowledge of the distribution.

REFERENCES


- [1] J.N. Kapur, G. Baciú, and H.K. Kesavan, "The minmax information measure," *Int. J. Systems Sci.*, vol. 26(1), pp. 1-12, 1995.
- [2] E.T. Jaynes, "Information theory and statistical mechanics," *Physical Reviews*, vol. 106, pp. 361-373, 1957.
- [3] C.E. Shannon, "A mathematical theory of communication," *Bell System Tech. J.*, vol. 27, pp. 379-423, 623-659, 1948.
- [4] J.N. Kapur and H.K. Kesavan, *Generalized Maximum Entropy Principle (with Applications)*, Sandford Educational Press, Waterloo, 1989.
- [5] J.N. Kapur and H.K. Kesavan, *Entropy Optimization Principles with Applications*, Academic Press, Inc., New York, 1992.
- [6] S.D. Pietra, V.D. Pietra, and J. Lafferty, "Inducing features of random fields," *IEEE trans. on PAMI*, vol. 19(4), pp. 380-393, 1997.
- [7] R. Fletcher, *Practical Methods of Optimization*, John Wiley, 1991.
- [8] L.E. Scales, *Introduction to Non-linear Optimization*, Macmillan, London, 1985.
- [9] J.N. Kapur, G. Baciú, and H.K. Kesavan, "On the relationship between variance and minimum entropy," *Internal publication of Univ. of Waterloo, Waterloo, Canada*, 1994.
- [10] L. Yuan and H.K. Kesavan, "Minimum entropy and information measure," *IEEE trans. on SMC*, vol. 28(3), pp. 488-491, 1998.
- [11] S. Munirathnam, H.K. Kesavan, and Peter Roe, "Computation of the minmax measure," in *Information Theory and Maximum Entropy Principle: a festschrift for J. N. Kapur*, Karmeshu, Ed. Jawaharlal Nehru University, 1998.
- [12] A.T. Phillips and J.B. Rosen, "Sufficient conditions for solving linearly constrained separable concave global minimization problems," *J. of Global Optimization*, vol. 3, pp. 79-94, 1993.

- [13] H.P. Benson, "Concave minimization : Theory, applications and algorithms," in *Handbook of Global Optimization*, Horst. R. and Pardalos. P.M., Eds. Kluwer Academic Publications, 1995.
- [14] S. Munirathnam, "The role of minmax entropy measure in probabilistic systems design," M.S. thesis, University of Waterloo, Waterloo, Ontario, Canada, 1998.
- [15] S.C. Chaptal and R.P. Canale, *Numerical Methods for Engineers*, McGraw-Hill, New York, 1988.
- [16] J.N. Kapur, *Measures of Information and their Applications*, Wiley Eastern, New Delhi, 1994.
- [17] J.N. Siddall, *Probabilistic Engineering Design: Principles and Applications*, Marcel Dekker, 1983.




Munirathnam Srikanth was born in Chennai, India. He received the M.Sc(Hons) degree in mathematics and M.Sc(Tech) in computer science degrees from the Birla Institute of Technology and Science, Pilani, India in 1991 and the M.A.Sc degree in Systems Design Engineering from the University of Waterloo, ON, Canada in 1998. He is currently pursuing the Ph. D. degree in computer science at the State University of New York at Buffalo, Buffalo, NY, USA. His research interests include entropy optimization, speech recognition, information retrieval and language modeling.

entropy optimization, speech recognition, information retrieval and language modeling.



H. K. Kesavan had his early education in science and electrical engineering from Bangalore, India. Later, he received his Master's degree in electrical engineering from the University of Illinois and Ph.D. degree from the Michigan State University. He has been a full professor since 1962, and, in addition, he has served in several administrative positions. He has served as the chairman of electrical engineering department at the university of Waterloo, and later as the founding chairman of the

department of systems design engineering. Also, he has served as the first chairman of electrical engineering and director of computer centre at IIT Kanpur. He has published numerous papers and also four books in his chosen discipline of system theory. Right now, he holds the title of *distinguished professor emeritus* at the university of Waterloo.



Peter. H. Roe Peter H. O'N. Roe received the B.A.Sc. degree in Engineering Physics from the University of Toronto in 1959 and the M.Sc. in Applied Mathematics, and Ph.D. in Electrical Engineering from the University of Waterloo in 1960 and 1963, respectively. He is currently a Professor and Associate Chair for Graduate Studies in the Systems Design Engineering Department at the University of Waterloo. He was Associate Dean of Engineering for Graduate Studies and Associate Dean

of Engineering for Undergraduate Studies among other administrative appointments at the University of Waterloo. Dr. Roe has held visiting positions at the Thayer School of Engineering, Dartmouth College, Hanover N.H., the Nova Scotia Technical College, Halifax, N.S., The Open University, Milton Keynes, U.K., the Universite de Technologie de Compiegne, France and the Ecole Superieure des Ingenieurs de Marseille, France. Dr. Roe's current research interests include graph theoretic system models, bond graph applications, computer networks, and analysis of systems under uncertainty.