

**COLLEGE/UNIVERSITY PARTICIPATION
IN POSTAL SERVICE'S BARCODED MAIL ENVIRONMENT
FINAL REPORT**

Prepared For:

**U.S. Postal Service
Mailing Standards, Marketing Systems
475 L'Enfant Plaza, WSW, Room 6800
Washington, D.C. 20260-2419**

Prepared By:

**Center of Excellence for Document Analysis and Recognition
State University of New York at Buffalo
UB Commons, Suite 202
520 Lee Entrance
Amherst, N.Y. 14228-2567**

- Contact:*
1. Sargur N. Srihari, Director, CEDAR
tel: (716) 645-6162, *e-mail:* srihari@cedar.buffalo.edu
 2. Debashish Niyogi, Research Scientist, CEDAR
tel: (716) 645-6162, *e-mail:* niyogi@cedar.buffalo.edu

Under Contract No. 102590-96-F-3083

June 13, 1997

COLLEGE/UNIVERSITY PARTICIPATION IN POSTAL SERVICE'S BARCODED MAIL ENVIRONMENT

Abstract

This study explores opportunities to maximize the value that colleges and universities can obtain from Classification Reform by taking advantage of the work-sharing discounts offered by the U.S. Postal Service. Unique issues and characteristics of college/university mail operations are identified, case studies are presented to highlight specific college/university operations, and specific improvements in mail operations that can be implemented at colleges and universities are recommended.

White mail (i.e., pre-addressed, non-barcoded singular pieces of First Class Mail) constitutes a significant proportion of the mail volume generated at college and university campuses. Analysis indicates that small and medium-sized campuses may get the best results by using subcontracting services to process this type of mail, whereas larger universities may find purchasing or leasing equipment for this purpose to be more cost-effective.

Production mail (i.e., high-volume mail generated from mailing lists, either as First-Class Mail, Standard Mail, or non-profit mail) constitutes the rest of campus mail volume. Analysis indicates that in-house processing of this type of mail using equipment purchased or leased may be more cost-effective for medium to large campuses, whereas smaller campuses may do better by subcontracting these services.

Centralization of mail operations within a college/university is highly desirable. It has several benefits, including the ability to centralize and standardize mailing lists for production mail, and also the ability (in some cases, notably in medium to large colleges/universities) to combine white mail from various departments in order to meet the minimum quantities required to qualify for some USPS discounts.

Some recommendations regarding outgoing mail operations that can be used by college and university campuses of different sizes have been briefly presented in this report, as well as descriptions of subcontracting services available for white mail and production mail. Also, some types of equipment and software used in processing white mail and production mail are briefly described and tabulated, and can be used by colleges/universities in conjunction with the recommendations.

The study of relevant college/university mail operations have included six geographically diverse colleges/universities with different types of mail operations and widely different mail volumes and distributions. Detailed case studies of their mail operations are presented in this report.

Detailed cost analysis in this report showing costs and savings for different levels of college/university mail operations demonstrate that automating and centralizing the mail processing operations will greatly benefit various sizes of colleges/universities and enable them to qualify for greater postal discounts under Classification Reform.

COLLEGE/UNIVERSITY PARTICIPATION IN POSTAL SERVICE'S BARCODED MAIL ENVIRONMENT

Executive Summary

This study explores various ways that colleges and universities can get the maximum possible value from the work-sharing discounts offered by the U.S. Postal Service under Classification Reform which was implemented on July 1, 1996. Unique issues and characteristics of college/university mail operations are identified, case studies are presented to highlight the problems and solutions that typical colleges/universities have to deal with, and mail operation models and procedures that colleges and universities can implement in order to address these problems are recommended, along with the cost savings to be thus obtained. This study is an extension of a previous study done in early 1996, and provides enhanced analysis and more specific recommendations.

This study of college/university mail operations illustrates that mail processing operations vary considerably among campuses depending upon their size, mail volume, campus structure, and mail profile. However, the existence of distinct patterns among campus mail operations have enabled the identification of four levels of mail processing systems based on campus mail volume and student population. The operational descriptions and cost analysis figures show that it is possible for colleges/universities at each of these four levels to achieve significant postage savings by taking advantage of the work sharing discounts offered by the USPS under Classification Reform.

In order to get the maximum benefits from the new postal rates, and to meet the minimum quantities required to qualify for these rates, the recommended procedures for white mail and for production mail will vary among the different levels. It is recommended that small colleges subcontract both their white mail processing as well as their production mail processing, since they most likely will not be able to afford the cost of new equipment, nor be able to meet minimum quantity requirements through in-house processing. Small-medium size campuses should subcontract their white mail processing but buy some basic equipment for in-house production mail processing. Medium-large schools can afford to buy more equipment for in-house production mail processing but may still need to subcontract their white mail. Large universities may have the mail volumes as well as the financial resources to invest in equipment such as Multi-Line Optical Character Readers (MLOCR) for in-house white mail processing, as well as equipment for production mail.

The above recommendations are based on certain assumptions about average mail volumes and procedures for campuses of a given size, as well as on data obtained through a detailed survey of campus mail operations at representative colleges/universities throughout the country. The individual choices made by a college or university depend on its specific mail volume, mail profile, and budgetary constraints. The recommendations should be used as guidelines to help determine which level of operation a specific college/university should adopt. From the cost analysis, the appropriate assumptions of mail proportions/distributions may be modified in order to approximate the campus' own mail profile.

Table I on the next page gives a summary of the cost analysis showing costs and savings for different levels of college/university mail operations. This chart illustrates that colleges/universities at all levels can save a significant percentage of their annual postage costs by following the operational recommendations. By making automation a priority in their mail operations, colleges and universities can recoup their initial investments in a very short period of time.

Classification Reform greatly rewards centralization and automation in mail processing, and the recommendations are intended to guide colleges and universities toward making better decisions about their campus mail operations so as to maximize the work sharing discounts that they can obtain from the USPS.

CAMPUS SIZE	SMALL	SMALL/ MEDIUM	MEDIUM/ LARGE	LARGE
Outgoing First-Class Mail Volume	500,000	3,990,000	5,400,000	14,000,000
Full-Rate Postage Rate	\$160,000	\$1,276,800	\$1,728,000	\$4,480,000
Postage Savings: Presorted Rate	\$12,500	\$99,750	\$135,000	\$350,000
Postage Savings: Basic Barcode Rate	\$29,500	\$235,410	\$318,600	\$826,000
Savings (Gross) Presorted vs. Barcode *	\$17,000	\$135,660	\$183,600	\$476,000
Automation Costs	\$250 to \$900	\$30,000 to \$75,000	\$50,000 to \$94,000	\$150,000 to \$180,000
Savings (Gross) Barcode Savings **	\$28,000 to \$29,250	\$160,410 to \$205,410	\$224,600 to \$268,600	\$646,000 to \$676,000

* Costs and Savings are based on the difference between First-Class basic automation rates and the First-Class Presorted (non-automation) rates.

** Costs and Savings are based on the difference between First-Class basic automation rates and the First-Class full rates.

NOTE:

Costs and Savings will vary for different compositions of First-Class Mail, Standard Mail, and Periodicals. Annual Costs include equipment maintenance, software maintenance and subcontracting fees.

Table I: Summary Cost Analysis.

Contents

1	Introduction	1
2	Overview of Classification Reform	3
2.1	Why Classification Reform?	3
2.2	The New Classification - An Overview	5
3	Issues for Colleges/Universities	15
3.1	White Mail	15
3.2	Production Mail	16
3.3	Centralized Operations	17
3.4	Other Issues	17
3.5	White Mail Processing Options	18
3.6	Production Mail Processing Options	21
4	Survey of Colleges/Universities	24
5	Campus Case Studies	26
5.1	Iowa State University	27
5.2	University of Iowa	32
5.3	Massachusetts Institute of Technology	40
5.4	University of Massachusetts	47
5.5	Bowman Gray School of Medicine / Hospital	55
5.6	East Carolina University	63
5.7	State University of New York at Buffalo	70
6	Cost Benefit Analysis	80
6.1	Cost Benefit Analysis: Large Schools	81
6.2	Cost Benefit Analysis: Medium–Large Schools	83
6.3	Cost Benefit Analysis: Small–Medium Schools	86

CONTENTS

6.4	Cost Benefit Analysis: Small Schools	89
6.5	Cost Benefit Analysis: SUNY-Buffalo	91
7	Operational Recommendations	95
7.1	General Recommendations	95
7.2	Management Actions	96
7.3	Available Resources	96
8	Conclusions	98
A	Campus Mail Facility Fact Finder	100
B	Departmental Mail Operations Fact Finder	110
C	Available Mail Automation Equipment	113
D	Available Mail Processing Software	121
E	Other Colleges/Universities Studied	124
E.1	Rochester Institute of Technology (RIT)	124
E.2	D'Youville College, Buffalo, NY	127
E.3	University of California at Los Angeles (UCLA)	129
E.4	Cornell University	131
E.5	Canisius College	133
F	Businesses Studied	135
G	Acknowledgments	136
H	References	138

List of Tables

I	Summary Cost Analysis.	II
2.1	New First-Class Mail rates	6
2.2	Standard Mail - Letter Rates	9
2.3	Standard Mail - Nonletter Rates (pieces subject to minimum per piece rate)	10
6.1	Summary of cost savings for colleges/universities.	81
A.1	Campus Mail Facility Fact Finder, Page 1	101
A.2	Campus Mail Facility Fact Finder, Page 2	102
A.3	Campus Mail Facility Fact Finder, Page 3	103
A.4	Campus Mail Facility Fact Finder, Page 4	104
A.5	Campus Mail Facility Fact Finder, Page 5	105
A.6	Campus Mail Facility Fact Finder, Page 6	106
A.7	Campus Mail Facility Fact Finder, Page 7	107
A.8	Campus Mail Facility Fact Finder, Page 8	108
A.9	Campus Mail Facility Fact Finder, Page 9	109
B.1	Departmental Mail Operations Fact Finder, Page 1	111
B.2	Departmental Mail Operations Fact Finder, Page 2	112
C.1	Automation Hardware (Address/Barcode Printers)	114
C.2	Automation Hardware (Folders)	115
C.3	Automation Hardware (Inserters)	116
C.4	Automation Hardware (Inserters/Folders and Self-Mailers)	117
C.5	Automation Hardware (Postage Meters)	118
C.6	Automation Hardware (Postage Meters) [continued]	119
C.7	Automation Hardware (Scales)	120
D.1	Automation Software Available (Page 1).	122

CONTENTS

D.2 Automation Software Available (Page 2).	123
---	-----

List of Figures

5.1	ISU overall mail flow model.	28
5.2	ISU incoming mail flow model.	29
5.3	ISU interdepartmental mail flow model.	31
5.4	ISU outgoing mail flow model.	33
5.5	UI overall mail flow model.	35
5.6	UI incoming mail flow model.	36
5.7	UI interdepartmental mail flow model.	37
5.8	UI outgoing mail flow model.	39
5.9	MIT overall mail flow model.	42
5.10	MIT incoming mail flow model.	43
5.11	MIT interdepartmental mail flow model.	44
5.12	MIT outgoing mail flow model.	46
5.13	UMass overall mail flow model.	49
5.14	UMass incoming mail flow model.	50
5.15	UMass interdepartmental mail flow model.	51
5.16	UMass outgoing mail flow model.	53
5.17	Bowman Gray SM overall mail flow model.	57
5.18	Bowman Gray SM incoming mail flow model.	58
5.19	Bowman Gray SM interdepartmental mail flow model.	60
5.20	Bowman Gray SM outgoing mail flow model.	62
5.21	ECU overall mail flow model.	65
5.22	ECU incoming mail flow model.	66
5.23	ECU interdepartmental mail flow model.	67
5.24	ECU outgoing mail flow model.	69
5.25	SUNY-Buffalo overall mail flow model.	72
5.26	SUNY-Buffalo incoming mail flow model.	73
5.27	SUNY-Buffalo interdepartmental mail flow model.	74

CONTENTS

5.28	SUNY-Buffalo outgoing mail flow model.	75
5.29	Mail processing costs for typical departments at SUNY-Buffalo.	78
E.1	RIT mail operation model.	126
E.2	D'Youville College mail operation model.	128
E.3	UCLA mail operation model.	130
E.4	Cornell University mail operation model.	132
E.5	Canisius College mail operation model.	134

Chapter 1

Introduction

The goal of this project, entitled “College/University Participation in Postal Service’s Barcoded Mail Environment”, was to explore ways in which colleges and universities could take advantage of the work-sharing discounts offered by the U.S. Postal Service under their Classification Reform program which has been implemented on July 1, 1996. The broad conclusions drawn from the project, which included a detailed study of the mail operations at several colleges/universities, are that centralization and automation of mail operations are necessary to achieve postal savings. This report describes how colleges/universities can process their production (bulk) mail and their “white” (daily desktop) mail most efficiently depending upon the size of the institution and the distribution of mail. Various types of mail processing equipment and software are specified as part of the recommended mail operations models, and a detailed cost analysis is performed to justify the recommendations.

The project involved an in-depth study of the issues pertaining to college/university mail operations, and has resulted in specific recommendations for colleges and universities.

1.0.1 Project Goals

The following were the overall goals of the project:

- Study colleges/universities campus mail operations in detail. CEDAR - SUNY at Buffalo studied 6 geographically and operationally diverse colleges/universities via site visits, as well as several other college/university operations by means of a comprehensive survey that was distributed to many colleges/universities across the country.
- Provide information on mailing options, costs, and expected results. A detailed analysis of these issues has been performed.
- Explain the high points of centralization, cost-savings, and revenue opportunities. Through detailed cost analysis and case study illustrations, the costs and savings involved in work-sharing under Classification Reform have been explained.
- Explain the available vendor equipment and/or postal resources and discuss subcontracting options. Lists of available equipment along with their features and capabilities highlight the

INTRODUCTION

types of equipment and software that may be considered by different levels of campus mail operations.

- Study one university in detail and develop specific operational, administrative and budgetary recommendations that can be used as a model for other colleges/universities. The university selected for this detailed case study was SUNY-Buffalo.
- Develop a final report aimed at campus mail managers to advise them on specific plans of action based on above studies and analysis, and provide guidelines on how mail managers can work with campus administrations to effect the necessary changes to their mail operations.

This report describes the project in terms of the above project plan, and presents our analysis.

Chapter 2

Overview of Classification Reform

This chapter gives a very high level overview of Classification Reform, which went into effect, in part, on July 1, 1996. This chapter is not to be used as a substitute for documents published by the USPS.

This chapter is included in this report for the purpose of providing readers of this report who are not already familiar with the new rule change, with enough information to help them put the remainder of this report in perspective. The descriptions of Classification Reform have been adapted from material obtained from the USPS.

2.1 Why Classification Reform?

The USPS, which has not received any public services subsidies since 1982, relies entirely on postage revenues to finance operations in an industry of mounting competition and changing technology. In effort to modernize postal products and to price them more competitively, the USPS has started and is continuing to implement the most significant changes in mailing rules in the last century.

The USPS, in a cooperative effort with mailers of many different sizes and types, identified that mailers desired:

- Universal mail service for everyone, everywhere.
- Reasonable, competitive postal rates.
- Consistent, reliable mail delivery.
- Stable rates and related costs.
- Fairness among classes of mail.
- Up-to-date products and services.
- Opportunities to participate in worksharing.

CLASSIFICATION REFORM

The USPS and the mailers determined that the old classification system for First-Class, Second-Class and Third-Class mail was not user-friendly, too complicated, and not in line with current technology. The USPS and its customers developed sweeping changes to the old classification system and raised the quality standards for all presort mail. The new system is considered a “win-win” strategy since it has been crafted to benefit mailers as well as the USPS.

The benefits to the mailers are:

- **Reduced postage bill:** Mailers that were already preparing their mail in accordance with new standards benefit from lower rates immediately. Others have to invest in order to embrace current technology and realize lower postage rates.
- **Reduced mail preparation costs:** More efficient mail preparation (without outdated requirement and with new standards) should save money in the long run, even though there may be some increase in initial equipment and personnel costs. New traying standards and reduced packaging cut down on handling.
- **Less administrative work:** The newer classifying scheme and simpler acceptance procedures make it easier for mailers to enter their mail.
- **Reach customers more reliably:** New standards for addressing and for mailing list updates minimize the volume of undeliverable mail.
- **More stable postal rates:** Classification Reform helps the USPS keep rates lower for a longer period of time because of the increased efficiency and lower costs of mail.

The benefits to the USPS are:

- **Simpler mail classification:** The removal of outdated regulations results in a significant reduction in administrative workhours.
- **Products for marketplace needs:** Innovations such as improved automation rates and Enhanced Carrier Route Standard Mail subclass help customers participate in holding down their postal bills and help keep the USPS competitive.
- **Rational pricing:** By more clearly defining the types of mail and their associated cost, the USPS can remove discrepancies that were in place with the old classification. A closer relationship between costs and prices results in greater incentives for mail to migrate to their lowest cost mailstreams.
- **More automation ready mail — lower processing costs:** It is estimated that the new incentives introduced to mailers, will add 19 billion more barcoded mailpieces into the mailstream. This will enable the USPS to maximize investment in new technology. Innovations such as the traying of all cards, letter-size mail, and First-Class flats also lower mailer preparation costs as well as processing costs.
- **Fewer misdeliveries:** The higher standards create a reduction in volume of misdelivered mail and reduce the cost of handling misaddressed mail.

CLASSIFICATION REFORM

- **More competitive rates:** The USPS can remain competitive by holding rates stable for a longer time.

Classification Reform is designed to serve the current mailer markets of the USPS. The intent is to increase customer use of advanced technology, which is capable of providing the Postal Service with bulk quantities of mail that will bypass various steps in postal operations.

2.2 The New Classification - An Overview

2.2.1 First-Class Mail

The former First-Class Mail subclass structure for pieces weighing 11 ounces or less remains unchanged. Postal cards and postcards make up one subclass; letters and sealed parcels make up the other. Within each subclass are an automation rate category and a nonautomation rate category. The minimum volume per bulk mailing remains 500 addressed pieces for each mailing. Pieces mailed at postcard rates and pieces mailed at letter rates must meet separate 500-piece minimums.

Note that the highest automation rate (26.1 cents for letters and 16.6 cents for postcards) is lower than the lowest nonautomation rate (29.5 cents for letters and 18.0 cents for postcards). This is to encourage mailers to produce automation compatible mail. There are four automation rate categories each for letters and postcards – Carrier Route, 5-Digit, 3-Digit, and Basic – and two for flats – 3/5 and Basic. All rate categories are based on presort level. The Carrier Route rates for barcoded letters and cards are available only for those 5-digit destinations where carrier route preparation provides operational benefits to the Postal Service. These are listed in the USPS City/State File.

The nonautomation rate categories include single-piece mail and presorted mail. Cards are priced separately within each category. The single-piece 32-cent letter rate and the 20-cent card rate remain unchanged.

Table 2.1 shows the new structure and rates for First-Class Mail.

2.2.1.1 Automation Rate

Automation rates are available for letters, cards, and flats compatible with barcode sorter processing. All rates are based on 100% barcoded mailings.

General Mail Preparation

- All pieces must be in the same processing category.
- Each letter rate (or card rate) mailing must contain at least 500 addressed pieces.
- Letters must be 100% delivery point barcoded.
- Flats must be 100% ZIP+4 or delivery point barcoded.
- Letter trays must be used for letters; flat trays, for flats.

CLASSIFICATION REFORM

LETTER AND SEALED PARCEL SUBCLASS	
Automation Rates	(Cents)
Basic	26.1
3-Digit	25.4
5-Digit	23.8
Carrier Route	23.0
Basic Flat	29.0
3/5 Flat	27.0
Nonautomation Rates	
Single-Piece	32.0
Presorted	29.5
POSTCARD SUBCLASS	
Automation Rates	(Cents)
Basic	16.6
3-Digit	15.9
5-Digit	14.3
Carrier Route	14.0
Nonautomation Rates	
Single-Piece	20.0
Presorted	18.0

Table 2.1: New First-Class Mail rates

- Documentation must be generated by Presort Accuracy Validation and Evaluation (PAVE)-certified software or printed in standardized format.
- Pieces must bear the rate marking “First-Class” or “Presorted First-Class” and “AUTO” (“First-Class” or “Presorted First-Class” and “AUTO CR” for Carrier Route rate pieces). Pieces not claimed at an automation rate must not be marked “AUTO” or “AUTO CR” unless single-piece rate postage is affixed or a corrective single-piece rate marking is applied.

Additional Standards

- For application of barcodes, addresses must be matched using a Coding Accuracy Support System (CASS)- certified process within 6 months before the mailing date or using Multiline Accuracy Support System (MASS)-certified equipment.
- Carrier route codes must be derived from addresses matched using CASS- certified software and the existing USPS Carrier Route Information System (CRIS) scheme (or another Address Information Systems (AIS) product containing carrier route information) within 90 days of the mailing date.
- Carrier Route rates are limited to 5-digit ZIP Codes identified in the City/State File.
- There is no change to the existing machinability standards for letters and flats.

CLASSIFICATION REFORM

- Effective July 1, 1997, addresses must be updated within 6 months prior to the mailing date by an approved address update method. Currently available methods include Address Change Service (ACS), Address Correction Requested (ACR) endorsement, and National Change of Address (NCOA) verification. Other options, such as the FastForward process for MLOCR (multiline optical character reader) users, may also be approved.
- Uniform address element placement is encouraged.
- Effective January 1, 1997, all letter-size reply cards and envelopes (business reply, courtesy reply, and metered reply mail) provided as enclosures must meet the required standards.
- Effective July 1, 1997, barcoded tray labels must be used.

2.2.1.2 Nonautomation Rate

Mailers that cannot produce mail that meets the criteria for achieving the automation rate, may choose to prepare upgradable mail. Upgradable mail is automation-compatible letter-size mail with a machine-printed, nonscript address in the OCR read area, a barcode clear zone meeting reflectance standards, and paper that can accept ink. While upgradable mail achieves the same rate as nonautomation mail, upgradable First-Class Mail and Regular Standard Mail are eligible for the simpler preparation standards for automation letters, which generally do not require packaging and banding.

General Mail Preparation

- Each piece must weigh 11 ounces or less.

Single-Piece Rate

- All mailable matter may be mailed at the single-piece rate.
- No other preparation is required.

Presorted Rate

- All pieces must be in the same processing category.
- Each letter rate (or card rate) mailing must contain at least 500 addressed pieces.
- Optional simplified preparation is available for upgradable letter-size mail.
- Letter trays must be used for letters, flat trays for flats, and green sacks for parcels.
- Presorted rate applies to all pieces in the mailing.
- Documentation must be generated by Presort Accuracy Validation and Evaluation (PAVE)-certified software or printed in standardized format.

CLASSIFICATION REFORM

- Pieces must bear the rate marking “Presorted First-Class.”
- Effective July 1, 1997, addresses must be updated within 6 months before the mailing date by an approved address update method. Currently available methods include Address Change Service (ACS), Address Correction Requested (ACR) endorsement, and National Change of Address (NCOA) verification. Other options, such as the FastForward process for MLOCR users, may also be approved.
- Effective October 1, 1996, a certified process to ensure the accuracy of 5-digit ZIP Codes must be used at least once a year.
- Uniform address element placement is encouraged.

2.2.2 Standard Mail

Standard Mail comprises the previous third- and fourth-class mail subclasses (Standard Mail (A) and Standard Mail (B), respectively), but fourth-class mail is not restructured. Standard Mail is mail matter not requiring expedited or First-Class service and neither required to be mailed as First-Class Mail nor entered as Periodicals mail (with some exceptions). Classification Reform does not change single-piece rates or Nonprofit rates. The minimum volume of 200 pieces or 50 pounds required for a bulk mailing remains unchanged.

For Standard Mail (A), there are two reformed subclasses: Regular and Enhanced Carrier Route.

The Regular subclass comprises nonautomation and automation rate categories for cards, letters, and nonletters (flats and parcels). There are two Regular nonautomation rate categories for letters and nonletters – Basic and 3/5, based on presort. There are three Regular automation rate categories for letters and cards – Basic, 3-Digit, and 5-Digit – and two for flats – Basic and 3/5, all based on presort.

Table 2.2 shows the new structure and rates for Standard Letter Rate Mail.

Table 2.3 shows the new structure and rates for Standard Nonletter Rate Mail.

2.2.2.1 Regular Subclass

Automation Rate As with First-Class Mail, automation rates for Standard Mail apply to letters, cards, and flats compatible with barcode sorter processing. All rates are based on 100% barcoded mailings.

General Mail Preparation

- All pieces in a mailing must be in the same processing category.
- Each mailing must contain at least 200 addressed pieces or 50 pounds of addressed pieces.
- Letters must be 100% delivery point barcoded.
- Flats must be 100% ZIP+4 or delivery point barcoded.

CLASSIFICATION REFORM

ENHANCED CARRIER ROUTE SUBCLASS	
Carrier Route Rates	(Cents)
Basic Letter	15.0
DBMC	13.7
DSCF	13.2
DDU	12.7
Automation Basic	14.6
DBMC	13.3
DSCF	12.8
DDU	12.3
High Density	14.2
DBMC	12.9
DSCF	12.4
DDU	11.9
Saturation	13.3
DBMC	12.0
DSCF	11.5
DDU	11.0
REGULAR SUBCLASS	
Automation Rates	(Cents)
Basic	18.3
DBMC	17.0
DSCF	16.5
3-Digit	17.5
DBMC	16.2
DSCF	15.7
5-Digit	15.5
DBMC	14.2
DSCF	13.7
Nonautomation (Presort) Rates	
Basic	25.6
DBMC	24.3
DSCF	23.8
3/5	20.9
DBMC	19.6
DSCF	19.1

Table 2.2: Standard Mail - Letter Rates

CLASSIFICATION REFORM

ENHANCED CARRIER ROUTE SUBCLASS	
Carrier Route Rates	(Cents)
Basic	15.5
DBMC	14.2
DSCF	13.7
DDU	13.2
High Density	14.7
DBMC	13.4
DSCF	12.9
DDU	12.4
Saturation	13.7
DBMC	12.4
DSCF	11.9
DDU	11.4
REGULAR SUBCLASS	
Automation Rates	(Cents)
Basic	27.7
DBMC	26.4
DSCF	25.9
3/5	18.9
DBMC	17.6
DSCF	17.1
Nonautomation (Presort) Rates	
Basic	30.6
DBMC	29.3
DSCF	28.8
3/5	22.5
DBMC	21.2
DSCF	20.7

Table 2.3: Standard Mail - Nonletter Rates (pieces subject to minimum per piece rate)

CLASSIFICATION REFORM

- Sacks must be used for flats unless packages are placed on pallets.
- Documentation must be generated by Presort Accuracy Validation and Evaluation (PAVE)-certified software or printed in standardized format.
- Pieces must bear the rate marking “Bulk Rate” (or “Blk. Rt.”) or “Nonprofit Organization” (or approved abbreviations) and “AUTO.” Pieces not claimed at an automation rate must not be marked “AUTO” unless single-piece rate postage is affixed or a corrective single-piece rate marking is applied.

Additional Standards

- For application of barcodes, addresses must be matched using a Coding Accuracy Support System (CASS)-certified process within 6 months before the mailing date or using Multiline Accuracy Support System (MASS)-certified equipment.
- There is no change to the existing machinability standards for letters and flats.
- Effective July 1, 1997, barcoded tray and sack labels must be used.
- Uniform address element placement is encouraged.
- Effective January 1, 1997, all letter-size reply cards and envelopes (business reply, courtesy reply, and metered reply mail) provided as enclosures must meet the required standards.

Nonautomation Rates Letters, flats, and irregular parcels not meeting the physical or barcoding standards for automation Regular rates or the density standards for the Enhanced Carrier Route subclass may be mailed at nonautomation Regular rates. Because a significant cost difference exists, there are separate rates for letters and nonletters; each has two rate levels – 3/5 and Basic, based on presort.

General Mail Preparation

- All pieces in a mailing must be in the same processing category.
- Each mailing must contain at least 200 addressed pieces or 50 pounds of addressed pieces.
- Optional simplified preparation is available for upgradable letter-size mail.
- Documentation must be generated by Presort Accuracy Validation and Evaluation (PAVE)-certified software or printed in standardized format.
- Pieces must bear the rate marking “Bulk Rate” (or “Blk. Rt.”) or “Nonprofit Organization” (or approved abbreviations).
- Sacks must be used for flats and parcels unless packages are placed on pallets.

Additional Standards

CLASSIFICATION REFORM

- Effective October 1, 1996, a certified process to ensure the accuracy of 5-digit ZIP Codes must be used at least once a year.
- Uniform address element placement is encouraged.

Nonletter Rates and Preparation

- All mail must be prepared in white sacks (unless palletized). Palletization is permitted and preferred.

Destination Entry Discounts - Available for letters, flats, and parcels.

- These discounts apply to mail prepared as prescribed by the Postal Service and addressed for delivery within the service area of the destination bulk mail center (BMC) (or auxiliary service facility (ASF)) or sectional center facility (SCF).
- Destination entry is optional and not required for eligibility for any automation or nonautomation rate.

2.2.2.2 Enhanced Carrier Route Subclass

The Enhanced Carrier Route subclass is designed for a market characterized primarily by flat-size advertising mail and high density letter mail. Merchandise samples mailed with detached address labels are also eligible for this sub class. The depth of presort that is possible because of the dense geographical concentration of mail in this subclass allows pieces to bypass mail processing operations, and the lower rates reflect the lower costs that result.

General Mail Preparation

- All pieces must be in the same mail processing category.
- Each mailing must contain at least 200 addressed pieces or 50 pounds of addressed pieces. Automation Basic rate letters must be prepared as a separate mailing and meet a separate 200-piece minimum volume.
- Palletization of parcels and packages of flats is permitted and preferred, but flats and parcels may also be prepared in sacks.
- Documentation must be generated by Presort Accuracy Validation and Evaluation (PAVE)-certified software or printed in standardized format.

Additional Standards

- Carrier route codes must be derived from addresses matched using CASS certified software and the existing USPS Carrier Route Information System (CRIS) scheme (or another AIS product containing carrier route information) within 90 days before the mailing date.
- Uniform address element placement is encouraged.

CLASSIFICATION REFORM

Saturation Rate Applies to all mail presented in walk sequence that meets prescribed saturation standards.

- Addressed pieces must be prepared for at least 90% of the total active residential deliveries per route, or for at least 75% of the total active deliveries per route (100% if simplified address).
- Pieces addressed to routes with fewer than 10 possible deliveries qualify for the saturation rate when pieces are prepared in sufficient density to meet the applicable 75/90/100% standard.
- The existing methods must be used for walk-sequencing address lists.

High Density Rate

- Applies to all mail presented in walk sequence that meets prescribed high density standards of at least 125 pieces per carrier route.
- The existing methods must be used for walk-sequencing address lists.

Basic Rate Applies to 10 or more pieces per carrier route.

- Mailings must be in line-of travel or walk sequence. Mailpieces are first sorted into delivery sequence by ZIP+4 codes and then further into ascending or descending numeric sequence within the number range associated with the ZIP+4 code. A Line-of-Travel product is now available from the Postal Service National Customer Support Center.

Automation Basic Rate

- Pieces must be 100% delivery point barcoded.
- Letter-size pieces must meet the existing machinability standards.
- For application of barcodes, addresses must be matched using a Coding Accuracy Support System (CASS)- certified process within 6 months before the mailing date or using Multiline Accuracy Support System (MASS)-certified equipment.
- Carrier route information must be updated using a CASS-certified process within 90 days before the mailing date.
- Rate is available only for 5-digit ZIP Codes identified in the USPS City/State File.
- Applies to 10 or more pieces prepared to the same carrier route (city route, rural route, highway contract rate, post office box section, or general delivery unit); fewer than 10 pieces per route are not permitted. Full carrier route trays must be used for pieces to the same carrier route; packaging is not permitted except mailings of only card-size pieces. Less-than-full or overflow carrier route trays are not permitted. After all full carrier route trays are prepared, remaining carrier route pieces (10 or more per route) must be grouped (separator cards in full trays and banding material in less-than-full trays) and placed in 5-digit carrier routes trays (no minimum pieces per tray).

CLASSIFICATION REFORM

- Effective January 1, 1997, all letter-size reply cards and envelopes (business reply, courtesy reply, and metered reply mail) provided as enclosures must meet the required standards.

Chapter 3

Issues for Colleges/Universities

Several unique issues for colleges/universities have been identified. This chapter discusses the major issues that affect the processing of mail at different types and sizes of college/university campuses.

3.1 White Mail

“White” mail is defined as non-barcoded, non-presorted singular pieces of First-Class Mail. Colleges and universities generate a significant volume of this type of mail.

The primary issue here is how to achieve the best postage rate for this type of mail. As of July 1, 1996, a postage discount is still offered for non-automated, non-barcoded presorted mail. That discount, however, is less than the discount received for delivery point barcoded presorted mail (on the other hand, all pieces in a presort mailing now get the presort rate, and therefore, the single-piece residual rate does not exist any longer). Therefore, the following systems for processing white mail will focus on applying delivery point barcodes, presorting, and achieving minimum quantities necessary to qualify for automation rates. Below are two plausible methods to qualify for these rates.

One method is to employ a subcontracting service to perform this type of mail processing. Subcontracting services have the equipment necessary to apply a delivery point barcode and to presort white mail. This equipment includes Multi Line Optical Character Readers (MLOCR), postage metering machines, and human operated encoding stations for mail that cannot be fully automatically processed. Postage rates and service fees charged by subcontracting services are normally determined on a case-by-case basis and will depend on average volume and automation compatibility of the college or university’s white mail. The subcontracting service solution for processing white mail is well suited to small and medium sized colleges and universities that cannot justify the cost of the equipment necessary to perform this processing, or in some cases cannot achieve the quantities required to qualify for automation discounts.

Another possible solution is for the college or university to do in-house processing of white mail by purchasing the equipment necessary to barcode, presort, and meter postage. As is stated above, this equipment can include MLOCRs, human operated encoding stations, and metering equipment. In general, this solution is only suited to large universities that can justify the cost of

ISSUES FOR COLLEGES/UNIVERSITIES

such equipment.

An issue directly related to postage rates for white mail is address quality. More precisely, addresses on mail pieces must be correct and meet certain address quality standards in order for an MLOCR (and to a certain extent, encoding station operators) to be able to properly match the address to the current address database and to be able to apply a valid delivery point barcode. As of July 1, 1996, 100% of the mail pieces in a mailing must include a complete delivery address with correct ZIP Code or ZIP+4 Code and be delivery point barcoded to qualify for automation rates. Also, as of July 1, 1997, addresses on mail pieces in discounted First-Class Mailings must be verified through a USPS-approved address update tool that enables updates stemming from customer change-of-address information. These tools can ensure updates from customer change of address information, and include National Change Of Address (NCOA), as well as ACS (Address Change Service) and ACR (Address Correction Requested) endorsements (which differ only in that users of ACS receive the address updates electronically instead of the hard-copy update provided under the ACR service). The “Fast Forward” system promoted by the USPS is at this time very expensive (\$10,000 to register for the service + usage costs), and not recommended for any but the very largest of colleges/universities who have the mail volumes to justify the expenditure.

3.2 Production Mail

College and University campuses frequently need to send out similar information in the form of mailings to a significant quantity of addresses. Once again, the primary issue here is how to achieve the best postage rate for this type of mail.

The focus of the systems described below will be on achieving First Class or Standard Mail automation rates, which offer the best postage savings for this type of mail. Below are two plausible methods to qualify for these rates.

One method is to employ a subcontracting service (e.g., a letter shop) to perform this type of mail processing. This method is suited for smaller colleges that may not have the financial resources necessary to invest in the equipment necessary to process this type of mailing. Subcontracting services have the equipment necessary to create presorted, prebarcoded mailings. This equipment includes computers, PAVE and CASS certified software, and printers capable of printing addresses and barcodes (usually a laser printer). In this type of system, the college or university needs to supply the subcontracting service vendor with an electronically stored mailing list (either on a floppy disk or tape). Using the customer supplied mailing list, the vendor will create a standardized list of deliverable addresses using CASS software. The customer is notified of any addresses that cannot be verified by the CASS certified address matching software. The college or university must verify those addresses, since they cannot be used in the mailing, because as of July 1, 1996, 100% of the mail pieces in an automation rate mailing must have a complete delivery address with correct ZIP Code or ZIP+4 Code and be delivery point barcoded to qualify for these rates. As previously mentioned for white mail, all addresses on mail pieces in discounted First-Class Mailings will be required to be verified through a USPS-approved address update tool as of July 1, 1997. The customer is responsible for any change-of-address corrections, or the vendor may supply this service as well. The subcontracting vendor usually supplies envelope insertion, sealing, and metering services, as well as printing services. The CASS address matching software can also usually be used

ISSUES FOR COLLEGES/UNIVERSITIES

in conjunction with “merge-purge” programs that are capable of combining mailing lists, if two or more separate departments wish to combine their mailings to meet minimum quantity requirements. As was the case for white mail, postage costs and service fees are determined on a case-by-case basis depending on the quantity of mail, locality of delivery addresses, and the frequency of services obtained from the vendor.

A second method to process this type of mailing is for the college or university to purchase the necessary equipment to perform the processing themselves. This method is suited for mid to large sized colleges or universities, where the return-on-investment is acceptable. This method is described in more detail in Section 3.6.

3.3 Centralized Operations

Many college and university campuses are very “decentralized”, i.e., the mail is prepared and sent out to the USPS from various departments and offices in the campus. This presents a problem if the individual departments on a campus try to obtain First-Class or Third-Class automation rates, since the departments on their own may not be able to meet the minimum quantity requirement. A solution for this problem is to centralize outgoing mail operations. Through centralization, all outgoing white mail can be combined, which will help to meet the minimum quantity requirement for the different categories of automation-rate or presort-rate postage. If required, a chargeback system may need to be developed for each department – some meters have such a system built in. Similarly, through centralization, all outgoing First-Class Mail or Standard Mail mailings created using CASS software and electronic mailing lists could be combined, and each department charged for its mail. CASS mailing software can often be used in conjunction with accounting software that provides the functionality necessary for a departmental chargeback system. Subcontracting service vendors are often willing to work with their clients to assist in departmental chargeback issues.

An additional benefit to centralization is the elimination of duplication of equipment. The SUNY at Buffalo campus for instance, has an estimated 40 – 45 postage meters in various departments on campus. If all metering was done at the campus mail center, the maintenance and leasing costs for each of the departmental meters could be eliminated. Colleges and universities may also consider combining document printing services with their campus mail services. The two operations often complement each other, and campus departments may find it convenient to have printing and mailing services supplied at one location.

It is also possible that all campus mailing lists could be maintained at a central location such as the campus Computer Center (keeping in mind that many departments do not maintain mailing lists at all). Further investigation of such mailing list maintenance software should be conducted.

3.4 Other Issues

In addition to white mail, production mail, and centralization, there are some other issues of concern to college and university mailers.

One area of concern is subcontracting service fees. In geographic areas where only one subcontracting service company exists, that company may charge high service fees due to lack of

ISSUES FOR COLLEGES/UNIVERSITIES

competition. In some areas, *no* subcontracting service may exist, forcing the college/university to either send their mail to the next town (thereby delaying its entry into the USPS mailstream) or put up with higher postage costs because of lack of postal rate discounts. Also, subcontracting service companies are reluctant to provide information regarding actual average postage costs. An evaluation of pricing and quality of work of a subcontracting service company may also not be possible because circumstances and mail profile may be different for each college or university.

Collaboration is an issue that should be considered by schools considering subcontracting mail processing. Two or more schools in a reasonably small geographic area may be able to jointly acquire mail processing equipment that would have been prohibitively expensive for each individual school to purchase separately. This can be a solution for small or mid sized schools that prefer to not use a subcontracting service. Such options are being investigated by colleges/universities in cities such as Greenville, NC, where several small to medium sized campuses and other organizations co-exist.

Address quality management is a vital issue of concern to all colleges and universities due to several factors, such as the high turnover of their population and thus frequent updates of their mailing lists, and also the high proportion of individually addressed mailpieces (white mail) generated by various departments. Address quality management issues have been discussed at various appropriate places in this report in relation to different types of mail processing operations. A major problem on college/university campuses is the lack of control that the mail center has over mailing lists that are maintained by individual departments on campus. This problem often results in colleges and universities being wasteful as far as their production mailings are concerned, since duplicate mailings as well as less effective sorting levels are direct results of such decentralized control of mailing lists.

Training of mail center employees is an issue that cannot be underestimated. Experienced mail employees are difficult to replace, and it takes about 6 months to effectively train a new employee and bring them up to speed to do the myriad of tasks that a typical mail employee performs during their working day.

It is important for college/university mail managers/directors to deal with vendors and subcontractors (i.e., presorters, remailers, etc.) from a position of strength so as to get the most suitable contracts possible. This means that they must evaluate their own requirements first (in consultation with other mail managers if necessary, through CUNIMAIL or other channels of communication). CUNIMAIL (College and University Mail) is a networking forum which brings together many resources of knowledge about mail (see Section 7.3). Mail managers/directors must also evaluate the feasibility of joint contracts in collaboration with other institutions in the immediate area. This can lead to more effective negotiations as well as contracts that are geared to specific needs of the college/university.

3.5 White Mail Processing Options

3.5.1 White Mail Subcontracting Services

For college/university campuses ranging in size from small to medium-large, in most cases the most cost-effective solution for handling white mail is to use a subcontracting service. Using this type of system, a campus need not make a large investment in equipment and yet can still achieve some

ISSUES FOR COLLEGES/UNIVERSITIES

postage rate discounts on its white mail. Subcontracting service companies can make a daily pick-up from a school, usually in the late afternoon, process it, and deliver that mail to the USPS that day. The subcontracting service will process the mail using MASS certified MLOCRs and human operated encoding stations. Contract pricing is generally done on a case by case basis.

As seen in some of the colleges/universities studied as part of this report, it is advantageous and most likely necessary for a campus mail system to be centralized to take advantage of a subcontracting service. Centralization will result in a larger quantity of white mail to be sent to the subcontracting service. Subcontracting services typically use mail quantity as a primary factor in determining contract pricing, charging less per mail piece as quantity increases. If possible, campuses should require all departments to send white mail via the campus mail system. As has been observed at UCLA, it may be helpful for a system to be developed in conjunction with the campus's accounting and/or purchasing departments to restrict or control in some fashion departmental postage and mailing expenses, thus encouraging use of the centralized campus mail system for white mail.

Depending on campus/departmental budget structure, it may be necessary for campuses to develop a system to charge postage costs to individual departments. The implementation of a charge-back system will depend on the collection and postage metering methods used by a campus. Collection and postage metering methods will depend upon the size of the campus as well as the provisions in the contract with the subcontracting service. By metering its own white mail before sending it to a subcontracting service, a campus may be able to negotiate a better service contract with the subcontracting service. In this case, the campus itself may keep a record of the quantity of white mail generated by each department. The postage metering equipment may be able to do this accounting if each department is assigned a charge number. The subcontracting service company may also offer to keep track of individual department mail volumes if each department's white mail is separately bundled or trayed.

Subcontracting white mail processing keeps equipment requirements to a minimum. However, a college or university may consider acquiring a postage meter. This may reduce subcontracting costs and may lessen issues regarding postage rate determination by the subcontracting service.

Address Quality Management

An issue to be considered when subcontracting is address quality management. Address quality will effect postage costs, increasing them for undeliverable addresses as well as address changes. If an address is not standardized or deliverable as written, the MLOCR or encoding station operator at the subcontracting service may not be able to resolve the address to a level sufficient for automation rate discounts. Also, as of July 1, 1997 addresses on discounted First-Class Mail pieces receiving automation rate postage must have been verified by a USPS-approved address update tool such as NCOA (National Change of Address), ACS (Address Change Service), ACR (Address Correction Requested), or FastForward. Schools and subcontracting services will need to work together to address these issues. Some possible approaches to address quality are as follows.

If Internet access is available, address correctness and standardization can be achieved by using the "address server" on the U.S. Postal Service's page on the Word Wide Web (<http://www.usps.gov/ncsc/lookups/>) before addressing the mail piece. This process takes approximately 1 minute. The address is en-

ISSUES FOR COLLEGES/UNIVERSITIES

tered into the entry box, the “Process Address” button is clicked on, and the address server returns the standardized address. This method, being slow, is recommended only when a small number of addresses need to be standardized.

There is also commercially available software that runs on a PC that performs address standardization in similar fashion to the USPS address server. Customer change-of-address corrections can be managed at the subcontracting service company if that company uses the USPS FastForward system in conjunction with their MLOCR. The FastForward device will automatically check all addresses for change-of-address information and present such information to the MLOCR. Mail is automatically forwarded without notification sent to the college or university from which the mail originated. However, FastForward is very expensive to use, and will probably be afforded only by the big presort houses.

The ACR service offered by the USPS will notify the college or university of the change of address and involves certain endorsements to be placed on the mail pieces. If the endorsements “Address Correction Requested” or “Do Not Forward” are placed on a mail piece, the mail piece will be returned with a reason for non-delivery (such as change-of-address) at no cost to the sender. If the endorsement “Forwarding and Address Correction Requested” is placed on the mail piece, the mail piece will be forwarded to the new address and a photocopy of the mail piece with the corrected address will be sent to the sender at a cost of \$0.50 to the sender.

3.5.2 In House White Mail Processing

For large college/university campuses, a cost-effective solution for handling white mail may be to purchase the equipment necessary for processing this mail on campus.

It is advantageous and most likely necessary for a campus mail system to be centralized. Again, centralization will result in a larger quantity of white mail to be processed, creating greater postage savings, which will in turn create a greater return on investment. A system for effective accounting will help to control costs.

If necessary, a charge-back system may be developed. This could be as simple as a manually filled-out form or may be as sophisticated as an accounting system networked with postage metering machines. The level of accounting capability of postage metering machines varies from model to model. For example, the Pitney Bowes Paragon postage metering machines are capable of performing many accounting functions (although at a cost of over \$20,000 each, they are very expensive metering machines).

The equipment necessary for processing white mail on campus includes the following. For very large campuses, an MLOCR (Multi Line Optical Character Reader) may be needed for automated reading of mail piece addresses, barcoding spraying, and for automated sorting of the barcoded mail pieces. MLOCRs will not be capable of reading all white mail. For instance, most, if not all handwritten mail pieces will not be read by the MLOCR. For pieces not handled by the MLOCR, human operated encoding stations may be used. Mail pieces handled by operators of encoding stations will be sent through the MLOCR once again for sorting. Postage metering equipment will be needed to apply postage to each of the mail pieces. Following the above processing, mail must be placed in trays and be made ready as per USPS guidelines for delivery to a USPS sorting center.

3.6 Production Mail Processing Options

3.6.1 In House Production Mail Processing

Production mail is defined as large mailings that are generated from mailing lists. Examples of production mail very common to colleges/universities are: departmental notifications, publicity material, student grade reports, tuition bills, alumni solicitations, etc.

Production mail can be sent out at First-Class, Standard Class and Non-Profit rates, and it is normally much easier to meet minimum quantity requirements for postal discounts. It is therefore more feasible, and also less expensive in the long run, for large colleges/universities to purchase automation equipment for presorting and barcoding their production mail rather than subcontract it to a print service.

In order for in-house processing for production mail to be feasible and cost-effective, it is highly desirable for a campus mail system to be centralized. This is definitely feasible as evidenced by the operations at MIT and the University of Iowa, both of whom realized greater postage savings due to increased mail volume.

A chargeback system for production mail processing is much simpler to maintain than a corresponding one for white mail, since all CASS-certified address management software will generate appropriate reports showing the costs associated with a particular batch of mailings generated from a specific mailing list. In the case of insufficient quantities for qualification for discounts from a given list, a decision can be made to subcontract the mail as a production run to a print shop or subcontract it as white mail to a presort bureau, or run the mailing in conjunction with a similar run from another department.

The equipment required for in-house production mail processing is varied. First, a metering machine and scale are necessary for applying postage on all mailpieces that do not have indicia already printed on them. Second, a PC or mainframe, attached to a printer must be available at the central mail processing location. The printer can be a high-speed inkjet, laser or impact printer. In certain cases, a label printer may be substituted. The PC or mainframe must have CASS-certified software for address management and PAVE-certified software for presorting mail. Also, an inserter for preparing mailpieces with multiple contents can be considered if necessary, as well as a tabber for putting tabs on folded mailpieces. If the campus mail center chooses a label printer, then it will also need a labeler, which applies labels to mailpieces at high speed.

The address management and presorting software will generate the necessary reports (e.g., the 3553) required by USPS as part of a production mailing. It will also generate barcoded tray and bag tags, to comply with USPS requirements.

Address Quality Management

If an address is not standardized or deliverable as written, the address standardization software may not be able to resolve the address to a level sufficient for automation rate discounts. Also, as of January 1, 1997 addresses on mail pieces receiving automation rate postage must have been verified by a USPS-approved address update tool such as NCOA, ACS, ACR, and Fast Forward. Some possible approaches to address quality are as follows.

ISSUES FOR COLLEGES/UNIVERSITIES

One of the factors in centralization of mail operations is the ease of processing multiple mailing lists generated by different departments on campus. Several CASS-certified software systems exist (for both PC and mainframe platforms) that can standardize and maintain multiple mailing lists on disk, from which mailings can be generated as and when necessary. Departmental cooperation in such a system is critical, since the campus mail department must be able to send feedback to each department on required updates to its mailing list based on errors generated by the address standardization software, and the departments must be able to provide those updates promptly and efficiently.

The USPS has certified and licensed several private sector companies as authorized NCOA *licensees*, who can standardize and update mailing lists for a fee. It will be beneficial to send each address list for NCOA updates in this manner periodically (under Classification Reform, the USPS will require that all addresses be current as of 6 months from the date of mailing). The NCOA service helps reduce undeliverable-as-addressed mail by correcting (and standardizing upto delivery-point code) all input addresses prior to mailing.

Also, the ACS (Address Change Service) and ACR (Address Correction Requested) services offered by USPS can be used to standardize addresses in production mail.

3.6.2 Production Mail Subcontracting Services

Small colleges may not have the resources to buy even the minimum amount of equipment that is required to process production mail in-house. For such campuses, the only option is to subcontract their production mail to a print shop.

Production mail is normally subcontracted by sending the mailing lists on diskette or magnetic tape, as well as the envelopes, to the print shop, which then standardizes and corrects the addresses in the mailing list with the use of CASS-certified software, and then presorts and prints the mailing as well as the appropriate reports. Even when production mail is subcontracted, it is highly desirable to centralize the mailing lists for a campus so as to have a single point of origin of all the mailing data that goes to the print shop. This greatly facilitates the control of mailing list corrections that are sent back by the print shop.

It will be necessary for a chargeback system to be developed for departments. This greatly facilitates efficient accounting and charge-back to the departments when an invoice is received from the print shop. In many cases print shops will develop invoices showing the breakdown of costs by mailing list, which can then be charged directly back to the appropriate department. A chargeback system for production mail processing is much simpler to maintain than a corresponding one for white mail, since all CASS-certified address management software will generate appropriate reports showing the costs associated with a particular batch of mailings generated from a specific mailing list.

Subcontracting production mail processing keeps equipment requirements to a minimum. However, a college or university may consider acquiring a postage meter. This may reduce subcontracting costs and may lessen issues regarding postage rate determination by the subcontracting service.

Subcontracting services (print shops) can typically maintain several mailing lists from an institution, and generate address corrections according to the mailing lists from which they were

ISSUES FOR COLLEGES/UNIVERSITIES

derived. Departmental cooperation in such a system is critical, since the campus mail department must be able to send feedback to each department on required updates to its mailing list based on errors reported by the print shop, and the departments must be able to provide those updates promptly and efficiently.

Chapter 4

Survey of Colleges/Universities

This project included the conducting of a comprehensive survey of college/university mail operations. The aim of the survey was to glean information about the various stages of development for different Universities/Colleges. The survey looked at various Colleges/Universities (**C/U**) having mail operations of different sizes and levels of complexity.

The survey also considered the level of centralization of the mail operations of the C/U. It took into account details such as:

1. *University Size, Number of departments, Number of Faculty/Staff, Student body, etc.:* Based on the size of the university body and the volume of mail handled by the campus mail center, we were able to categorize C/U into two main groups: Those whose mail operations are centralized and those whose operations were relatively decentralized. Further we had four categories of Universities: large C/U, medium-large C/U, small-medium C/U and small C/U.
2. *University Location. (i.e. Rural, Urban, or Suburban):* The location of the C/U helped us determine alternative means of processing their mail, such as subcontracting, or merging their operations with that of other C/U in the vicinity so as to meet volume requirements.
3. *Current Personnel Costs:* Personnel costs form a large part of the variable costs of the C/U mail operations specially when the level of automation is low. In the process of automation, if the marginal productivity of personnel is sufficiently increased it could help C/U mail operations justify an increase in their operational budget.
4. *Size of the Mail operation:* Used to determine in conjunction with the level of centralization of the mail operations and the size of the C/U. (number of incoming and outgoing Mail pieces)
5. *Current State of Automation:* Given the current state of automation, the C/U mail operations current cost structure and some of the discounts they can currently avail of, are known. Given the size and nature (i.e., centralized or not) of the C/U mail operations and the current rate structure under Classification Reform, one can determine what (if any) further expenditures on capital equipment are justifiable and the time frame essential for them to recoup their initial investment.

- Weighing methods.

SURVEY OF COLLEGES/UNIVERSITIES

- Database size.
 - Mail list generation.
 - Existing campus mail center equipment.
 - Address list management: Software used, whether centralized or not, the entity responsible for address list management, whether software is CASS or PAVE certified, methods used to incorporate change of address, frequency of updating of database, etc.
6. Account Tracking.
 7. Sorting Methods: Whether C/U mail operations subcontract outgoing mail, and how the mail is sorted.
 8. The level to which mail is presorted: This information is used to determine the current level of discounts the C/U are taking advantage of.
 9. The daily postage expenditures of the C/U: Based on the breakdown of mail into the various types and the postage expenditures, we hope to derive some “*measure of efficiency*” of the C/U mail operations.
 10. Any features unique to the campus mail operations which would modify the study. A general catch-all, which would modify any size/operation specific recommendations we make.

One of the main goals of the survey was to understand the existing state of the C/U mail operations. In doing so we would be able to move onto the next stage of the project. Namely, *given the size and complexity of the C/U existing operations and their existing budgets, what, if any, means should be undertaken to move towards centralization of their operations, and how could they maximize their returns under Classification Reform.*

Over sixty copies of the Survey were distributed at the College/University Industry Session of the National Postal Forum in Washington D.C., as well as later by Fax to various college/university mail managers/directors (including officers of NACUMS, ACUMS, CUMSA, and UMMA). Unfortunately, the response to the survey was very poor. Only twelve responses were received back from mail managers/directors, many of whom are prominent members of the mail service community, in spite of repeated phone and e-mail reminders. The lack of responses impeded the efforts to come up with statistically valid numbers for mail volumes, etc. Therefore, the cost analysis conducted on the basis of these numbers may not be as accurate as they would have been had a sufficient number of responses been received from mail managers/directors.

Chapter 5

Campus Case Studies

A major part of the project involved the study of mail operations at specific colleges/universities in order to gauge their operational methods, and to use that information to devise more accurate recommendations for other colleges/universities to consider when upgrading their operations.

Six geographically diverse campuses were visited during the study. The specific schools visited were chosen in accordance with suggestions from the U.S. Postal Service and NACUMS. For each school visited, a detailed case study was conducted, in terms of mail volumes and distribution, and operational procedures. Particular attention was paid to operational changes instituted at these campuses in response to Classification Reform, and how these changes affected the efficiency of the mail operations as well as savings in costs. The colleges/universities for which case studies were prepared are:

1. Iowa State University, Ames, Iowa.
2. University of Iowa, Iowa City, Iowa.
3. Massachusetts Institute of Technology, Cambridge, Massachusetts.
4. University of Massachusetts, Amherst, Massachusetts.
5. Bowman Gray School of Medicine, Winston-Salem, North Carolina.
6. East Carolina University, Greenville, North Carolina.

In addition to the above schools, the mail operations of the State University of New York at Buffalo (SUNY-Buffalo) were also studied in detail in order to gauge their operational methods. The top administration of this university were consulted, and the individual academic and administrative departments were solicited for cooperation in conducting the study. Regular meetings with the supervisory staff at the Campus Mail Center yielded detailed information about mail processing at SUNY-Buffalo. A Departmental Mail Operations Fact Finder, which was an abbreviated version of the Campus Mail Facility Fact Finder, was distributed to all academic and administrative departments.

The following sections present the detailed case studies of each college/university visited as part of the study.

CAMPUS CASE STUDIES

5.1 Iowa State University

5.1.1 General Information

Iowa State University
Ames, Iowa
Postal and Parcel Service
James Ziebold, Manager

5.1.2 Introduction

Iowa State University is one of three state universities in Iowa. The university has about 25,000 students putting it the large university category. About 6,000 faculty and staff members are employed by ISU.

Although, ISU is in rural Ames, there is a presort bureau only 35 miles away in Des Moines and the nearest general mail facility is only 2 miles away.

The Postal and Parcel Services entity is part of the Facilities Management Division of the department of Facilities Planning and Management which reports to the Vice President of Finance. The Printing Services is part of Business Affairs which also reports to the Vice President of Finance. Jim Ziebold has the authorization to communicate directly with departments.

Postal and Parcel Services only deals with outgoing white mail. The Printing Services Department handles all outgoing production mail.

5.1.3 Overview of Mail Center

In the 1960's, the USPS delivered mail to all the buildings. At the time, the campus had a decentralized mail flow, with many departments having their own meters. As the campus moved to centralize its mail operations, mail center employees, who were already delivering interdepartmental mail to the departments, took over the delivery of incoming federal mail.

The mail center processes incoming and outgoing US Postal mail as well as campus (interdepartmental) mail and other services offered by the USPS (some exception are selling of postage stamps and money orders). Also the mail center handles international mail, overnight mail and parcels. The campus mail center does not deal with production mail which is handled by the printing department. About 65% of the outgoing mail is envelope mail, and the other 35% are primarily flats.

Besides the mail manager, the mail center employs 7 full time workers, one half time employee and between 3 and 4 full time students.

5.1.4 Mail Flow

Figure 5.1 shows the overall mail flow for ISU.

Iowa State University Mail Flow Diagram

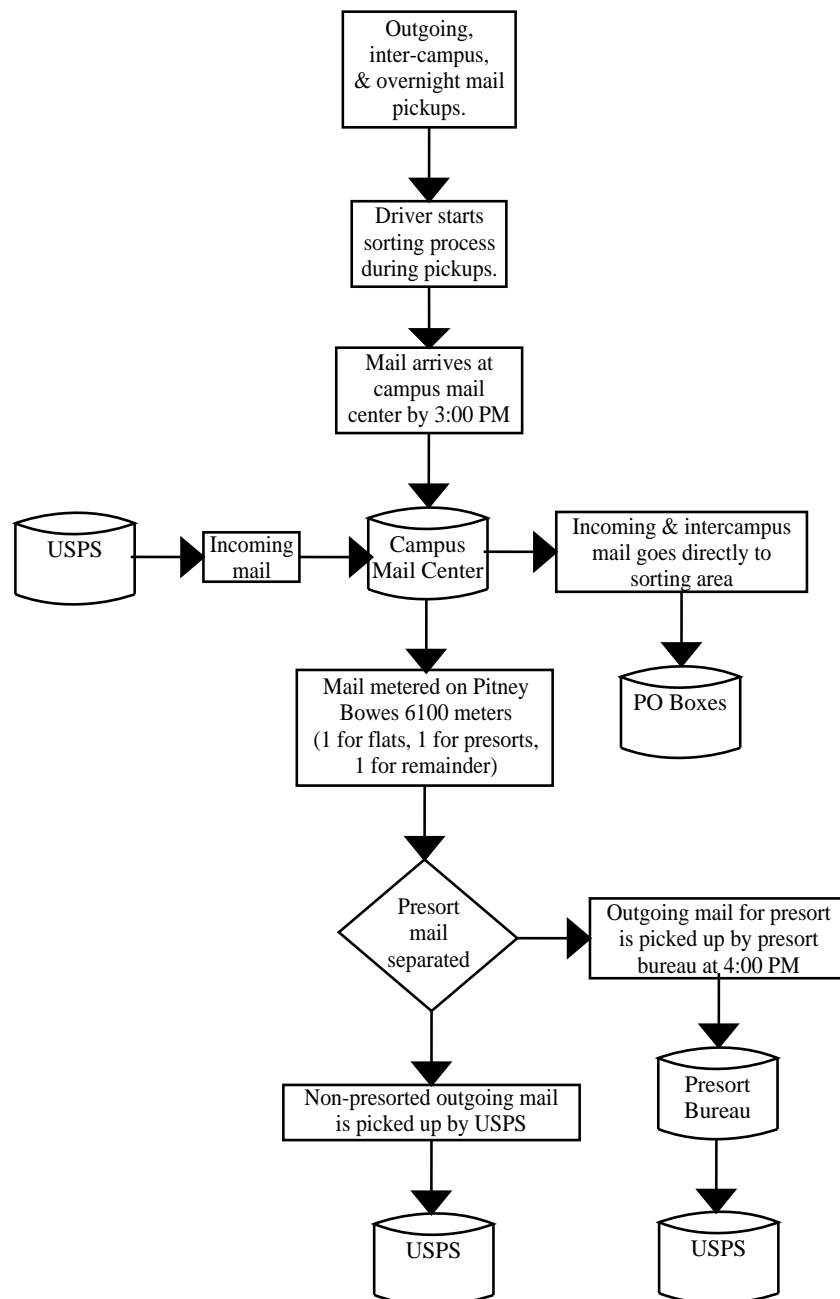


Figure 5.1: ISU overall mail flow model.

CAMPUS CASE STUDIES

5.1.4.1 Incoming Mail

Postal and Parcel Services receives two shipments of mail from the USPS daily. Fortunately, the earlier shipment contains the incoming business mail and the second contains the lower priority mail.

The incoming mail is sorted and kept in racks until it can be taken out on a delivery run. It takes about 2 people one half of the day to sort the incoming mail. The USPS still delivers to 5 buildings on campus.

There is a specific pick-up/drop-off site in each building where the incoming mail is left for departments. Each building is visited once a day and buildings that house dean are visited twice a day. Admissions and the main administration building is visited 3 times a day. Occasionally other departments are visited 3 times a day.

When incoming mail is dropped off, the outgoing and interdepartmental mail are picked up from the same pick-up/drop-off spot.

Figure 5.2 shows the mail flow for the incoming mail to the ISU mail center.

Iowa State University
Incoming Mail Flow Diagram

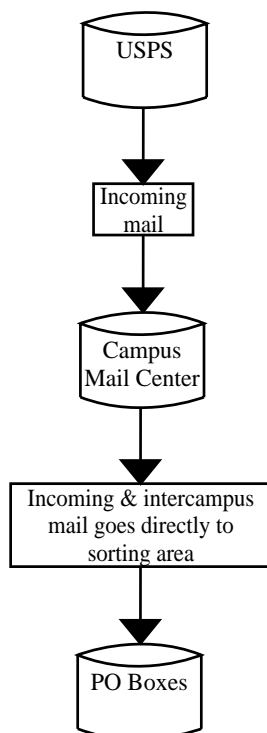


Figure 5.2: ISU incoming mail flow model.

CAMPUS CASE STUDIES

5.1.4.2 Interdepartmental Mail

Interdepartmental mail is picked up with the outgoing mail. The drivers try to separate interdepartmental mail from outgoing mail as they return to the truck. Upon arrival at the mail center, interdepartmental mail immediately goes to the sorting area and is manually sorted and goes out with the incoming mail.

Figure 5.3 shows the mail flow for the interdepartmental mail at ISU.

5.1.4.3 Outgoing Mail

Outgoing mail is already separated from interdepartmental mail when it arrives at the mail center. When departments prepare outgoing mail, they attach a Mail Instruction Card to one or many mail pieces to be processed according to the instructions of the attached card. Each bundle is called a transaction. The average transaction size is 11.35 mail pieces.

There are actually two mail instruction cards. Each one is double sided. The white mail instruction card is for domestic or international mail (depending on which side of the card is used). On either side, the department affixes a sticker identifying the account number to be used for accounting purposes. The department also specifies the mail class to be used for the mail piece(s). The green card is for overnight mail or for UPS (again, depending on which side the card is used). Besides the area to stick the barcoded account number, there are other service options the customer can select. Whether domestic, international, overnight or UPS service is requested, the mail instruction card has a required field for the customer's signature.

About 7% of the mail is handwritten and goes out at the full rate. The rest of the white mail is sent to a presort bureau. ISU has just started using the presort bureau; the printing department decided to try out an outside vendor, and so did the mail center.

There are three Pitney Bowes meters in the mail center, one for presort mail, one for flats, and one for anything else. Postal and Parcel Services uses barcodes attached to the mail meters to indicate the class of mail used. This eliminates any typing on the part of the mail center employees. A large portion of the mail to be sent to the presort bureau arrives in the mail center at 3:00PM. The presort bureau sends someone to pick up the mail from the ISU mail center at 4:00PM .

The white daily mail is metered at 26.1 cents (for a 1 oz. piece). Currently departments are still paying the full 32 cents rate, but there is discussion of sharing the discounts with departments. Less than 3% of the outgoing mail that is sent to the presort bureau fails to qualify. Mostly this is because of an international address (and the department filled out the wrong side of the mail instruction card) or because of no address.

The department mailing lists are extremely free of error. If a department makes a mistake with its mailing list, Jim Ziebold will contact them to educate them on how to resolve this and related future problems. For the most part, mailing lists for the department are maintained by ISU's Administrative Data Processing (ADP) Center. ADP has a master list of about 300,000 names. At the request of a given department, ADP will produce the mailing belonging to that department.

The accounting system used by the mail center is the only accounting departments have for their mail processing. The mail center uses a mainframe for accounting and pays for the use of the computer.

Iowa State University Inter-departmental Mail Flow Diagram

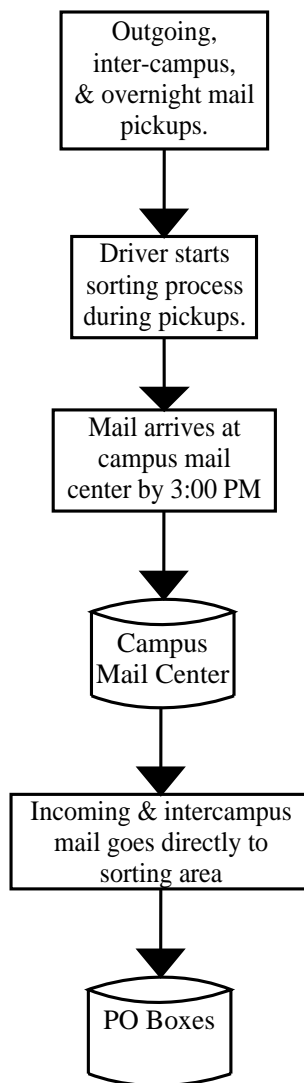


Figure 5.3: ISU interdepartmental mail flow model.

CAMPUS CASE STUDIES

Figure 5.4 shows the mail flow for the outgoing mail to the ISU mail center.

5.1.5 Other Services

As mentioned above, the mail center handles parcels as well as express mail packages. The mail center also processes incoming business reply mail (about 30,000 pieces annually).

5.1.6 Highlights of the mail operations

Jim Ziebold constantly stresses customer service and good tracking of operations. He says, “If you can’t measure it, you can’t manage it”. His marque screen saver on his PC says, “Customer Service is Unconditional”.

Using barcodes for customer account numbers and for indicating classes of mail as input to the postal meters, greatly reduces the amount of the time it takes to process a transaction. Furthermore, the chances of error reduces to almost nothing.

Postal and Parcel Services enjoys a good relation with other departments on campus. Because of this, the address quality of mail pieces generated by ISU is very high.

The mail center spends a lot of effort working with departments on campus stressing the importance of deliverable mail pieces. The mail center conducts postal seminars regularly.

5.2 University of Iowa

5.2.1 General Information

University of Iowa
Iowa City, Iowa
Central Mail System
Louis R. Eichler, CMDSM, Manager

5.2.2 Introduction

University of Iowa (UI), is one of three state universities in Iowa, has 27,400 students enrolled, and employs over 14,000 faculty/staff members.

UI is located on two campuses about 3 miles apart. The West Campus houses the university’s hospital and associated academic departments. The East Campus is the main campus of the university.

Recently, because floods destroyed the old facility, the department of printing had to move. At that time it was decided that printing and the mail center should be located in the same facility. Also housed with these two departments is a Publication and Distribution Center. The new facility has adequate space to support efficient mail and printing operations as well as to accommodate future adjustments.

Iowa State University
Outgoing Mail Flow Diagram

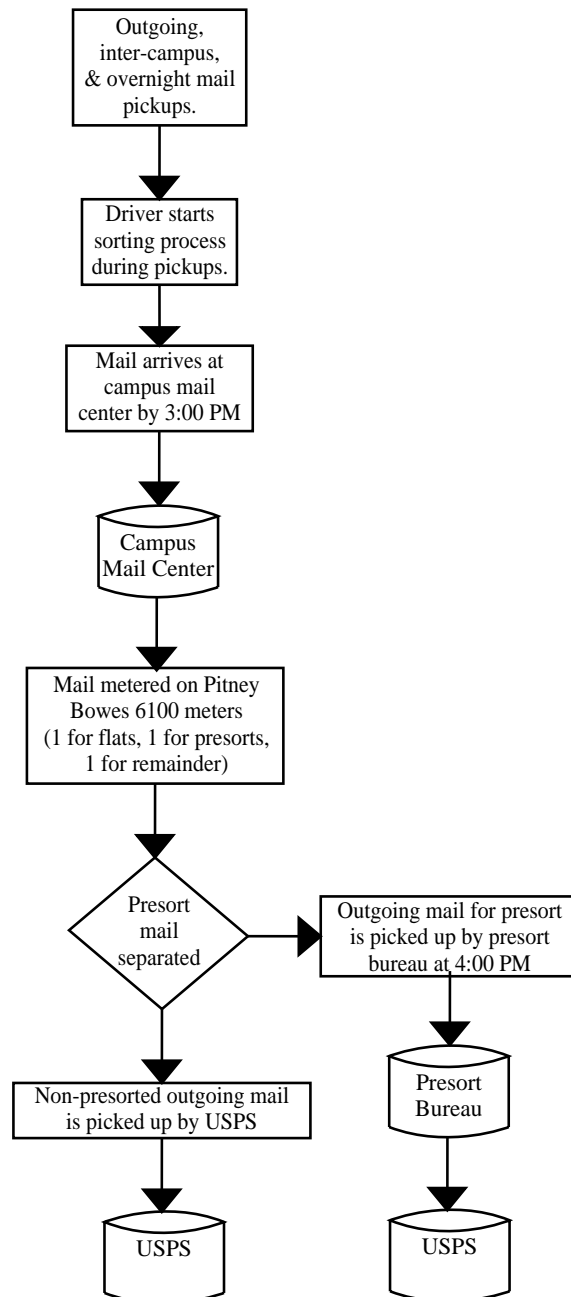


Figure 5.4: ISU outgoing mail flow model.

CAMPUS CASE STUDIES

The printing department and the mail center work together to ensure that mail, before it is printed, goes through the proper approval cycle.

The mail center has a better profile than it would at most college institutions. Lou Eichler, also is sure to attend university functions and be visible in the administration. Central Mail System has its own newsletter.

5.2.3 Overview of Mail Center

Central Mail System handles the incoming mail, outgoing mail, and interdepartmental mail for both UI campuses. Currently the mail center handles about 35% of the university's outgoing mail, with the rest being sent out by individual departments. Interdepartmental mail has a very short turnover time, usually being delivered within 2 hours of pickup. Also, the mail center handles UPS and express mail for the campus. In addition to regular parcels, the university handles odd packages such as tubes and X-rays.

In 1989, Lou Eichler (then not associated with Central Mail System), wrote a letter to the President of University of Iowa saying that with the decentralized flow of outgoing mail that postage was being wasted.

This eventually kicked off a study that was completed in 1993. The task force that performed the study took note of the fact that the USPS was moving towards automation (with discounts for mailers that could work share), and realized that the USPS which performed the first level of sorting for the university may not continue to provide that service for long. It was realized the university was not poised to make the necessary adjustments to accommodate changes in USPS services. The study determined that there about 64 postage meters on campus other than those in the mail center. It also noticed the staggering number of postage stamps purchased by departments. The eventual result of the study was that Lou Eichler was hired to be the mail manager and to implement the recommendations of the study.

In addition to the Mail Manager, Central Mail System employs 2 supervisors, 16 full time employees and 8 students. Although the mail center works only one shift, one of the supervisors is the morning supervisor and the other is the afternoon supervisor. The morning supervisor also oversees campus mail and the afternoon supervisor oversees bulk mail activities.

5.2.4 Mail Flow

Figure 5.5 shows the overall mail flow for the University of Iowa.

5.2.4.1 Incoming Mail

Only about 30% of incoming USPS mail is picked from the USPS, the other 70% is delivered by the USPS to departments. Of the mail that the mail center picks up from the USPS, a large portion of it is already sorted by the USPS.

Figure 5.6 shows the incoming mail flow for the University of Iowa.

University of Iowa
Mail Flow Diagram

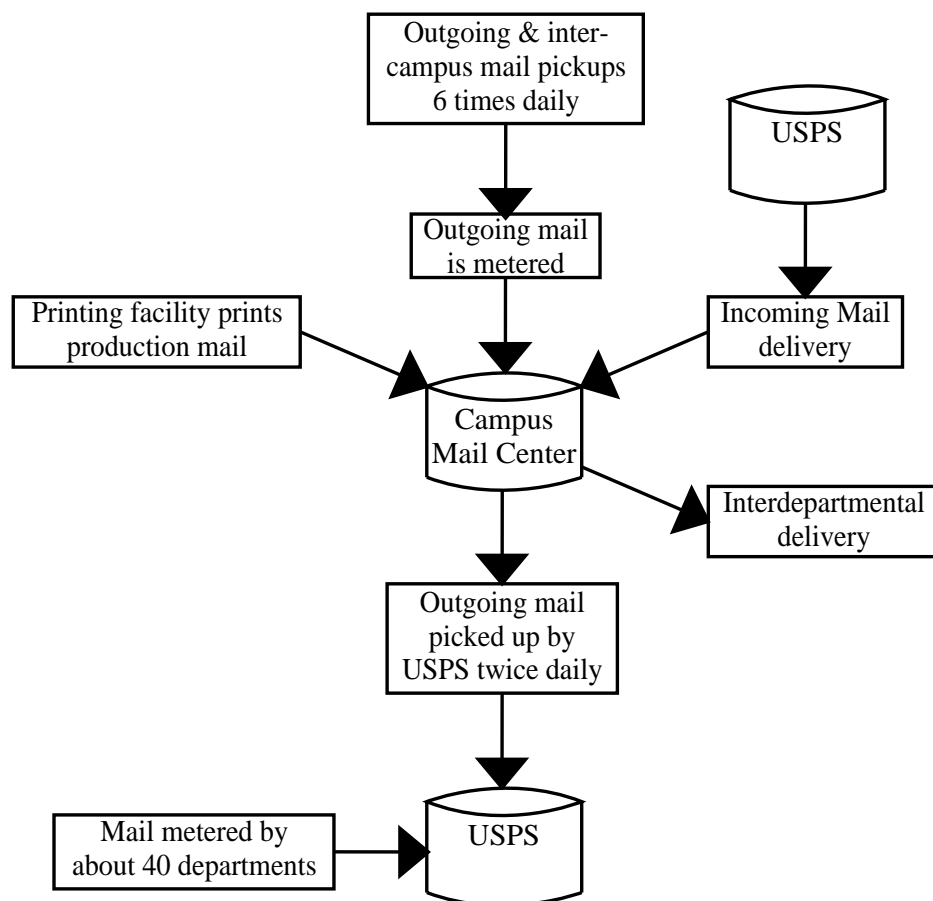


Figure 5.5: UI overall mail flow model.

University of Iowa
Incoming Mail Flow Diagram

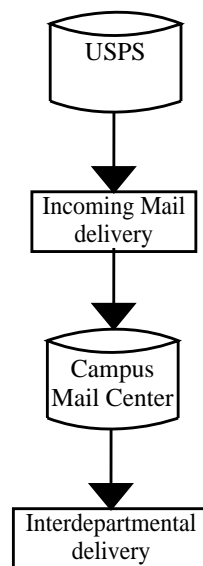


Figure 5.6: UI incoming mail flow model.

CAMPUS CASE STUDIES

5.2.4.2 Interdepartmental Mail

Interdepartmental mail and outgoing mail is picked up 6 times a day from the departments. It is brought, unsorted, back to the mail center in a tub. Mail sorters separate the interdepartmental mail from the outgoing mail here. Actually, UPS mail is also contained in the tub and is separated.

Interdepartmental mail is sorted by delivery route. Each driver, will sort the mail for for his/her corresponding route and when interdepartmental mail for another driver's route is encountered, that mail is put in a place where the corresponding driver can obtain and sort it.

Interdepartmental mail is either sorted to the building or to the department level.

Figure 5.7 shows the interdepartmental mail flow for the University of Iowa.

University of Iowa Inter-departmental Mail Flow Diagram

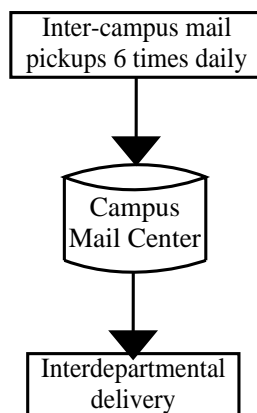


Figure 5.7: UI interdepartmental mail flow model.

5.2.4.3 Outgoing Mail

Upon arrival in the mail center, outgoing mail is separated from interdepartmental mail and outgoing UPS mail. Foreign mail is separated from domestic mail and the appropriate amount of postage is applied to the mail pieces and then bundled. Desktop mail, flats, and packages are all first class mail. The domestic mail, after the postage is applied, is placed in trays or tubs. The outgoing mail is picked up twice a day from the mail center.

The mail center does not accept addresses without the ZIP+4. Central Mail System generally discourages departments from printing their own barcode. Departments maintain their own mailing lists but as each department produces a large mailing, the mail center is encouraging it to allow

CAMPUS CASE STUDIES

ADP, the campus data processing center, to maintain the list. About an average of 75% of the white mail qualifies for discounts, and this number is steadily increasing. The university pays an additional amount for non qualifying white mail. The university uses Group 1 software for address verification.

Currently, the mail center is applying labels (printed out in ZIP code order), but within a year will start using an ink jet instead.

The accounting system keeps track of accounts, not departments. Although there are 300 departments on campus, a department can have multiple cost centers. The accounting used to require a 40 digit account number, which difficult to enter and prone to error. Central Mail System has reduced this to a 9 digit account number which is rarely manually entered, since mail is accompanied by a card that has a barcode indicating the account number. The College of Pharmacy prints this barcode on their envelopes.

The mail generated by the mainframe, such as bills and accounting information, is generated with barcodes. Since the majority of the bills are addressed to locations in the same county, the concentration is high for certain zip codes.

The mail center has a Pitney Bowes Series 8 machine.

Figure 5.8 shows the outgoing mail flow for the University of Iowa.

5.2.5 Other Services

Soon, the payroll will not be mailed. It will be delivered by Central Mail System. Some people on campus wanted a signature to be obtained when the paycheck was delivered. Lou Eichler was able to veto this idea, and save inefficiencies that would have been generated by by obtaining signatures.

With 160 UPS accounts on campus, the mail center was handling weekly bills from UPS. UI was able to free up one person by subcontracting this work to a vendor in Atlanta which now does all the billing for USPS, UPS, DHL, etc.

There are 10 bulk mail permits on campus. However, the printing department will not print a bulk mail piece until it is authorized by the mail center.

Central Mail System conducts staff development classes on campus, teaching the campus community the benefits of proper addressing and centralization. Central Mail System had developed a training booklet.

5.2.6 Highlights of the mail operations

The mail operations at IU are in the process of becoming fully centralized. Lou Eichler is very particular about efficiency and tracking numbers.

University of Iowa Outgoing Mail Flow Diagram

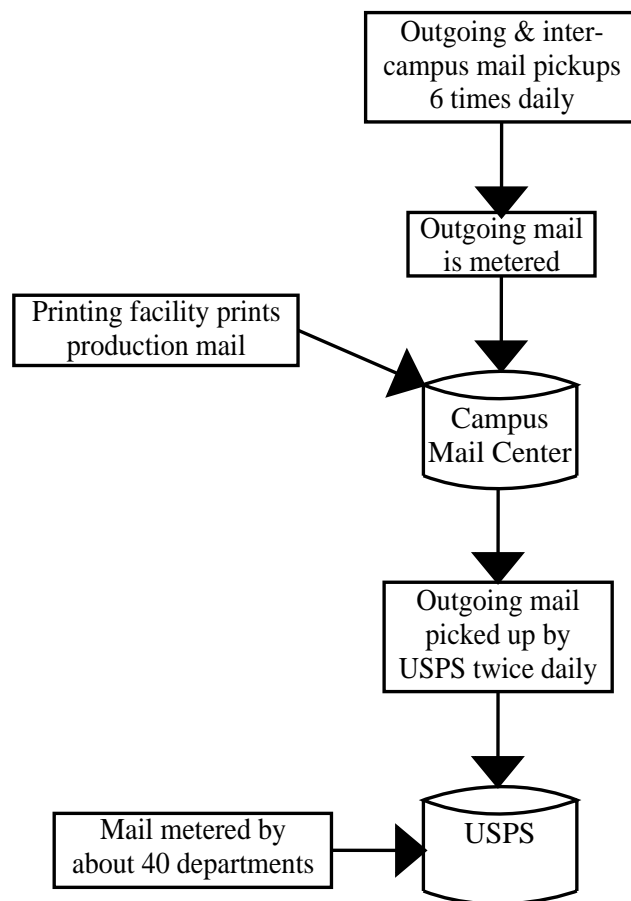


Figure 5.8: UI outgoing mail flow model.

CAMPUS CASE STUDIES

5.3 Massachusetts Institute of Technology

5.3.1 General Information

Massachusetts Institute of Technology
Cambridge, Massachusetts
Mail Services
Martha (Penny) Guyer, Manager

5.3.2 Introduction

The Massachusetts Institute of Technology is on an urban campus in Cambridge and has 150 departments. There are about 90 MIT buildings on or near to the campus. MIT employs about 8,000 faculty and staff and has 10,000 graduate and undergraduate students. MIT is a private institution.

Mail Services is one of several services provided to the campus by Physical Plant which report to the Senior, Vice President of Operations. Since Penny Guyer was hired to implement a new mail operation plan formulated as a result of a study conducted by MIT's Mail Re-engineering Team, she enjoys the support of the administration. However, although the re-engineering study suggest centralization of mail operations there is no administrative mandate to the departments that they do participate. It is the job of the mail center to educate departments of the benefits of centralization and work with them towards that end.

The mail center recently moved into a recently renovated warehouse off of, but nearby to, the main campus. The cost of the renovation was about \$300,000.

The department of graphic arts, which provided printing services to MIT, was shut down recently. Now individual departments take their printing to outside vendors.

5.3.3 Overview of Mail Center

The mail center processes incoming, outgoing (including production mail) and interdepartmental mail.

In 1994, MIT formed the second Mail Re-engineering Team (the first was formed in 1993). The goal of the team was to continue to provide MIT with exceptional service, but in a manner that greatly streamlined the process and reduced the expenditures. Prior to reengineering, MIT used to pick up its mail from the USPS and sort it to individual, building or department level. This was done by the mail center employees. Then the head custodians would sort it further and deliver it to the desks of the faculty and staff. Interdepartmental mail was also handled by custodial staff who would pick up mail from drop off points on campus and process it at night to be delivered early the next day to the desks of faculty.

Outgoing mail at MIT was highly decentralized with 140 postage meters at various locations on the campus. Departments were metering their mail or using stamps and dropping mail in USPS boxes, MIT mailboxes, or sending it to outside vendors.

CAMPUS CASE STUDIES

The first act of implementing recommendations of the Re-engineering Team was to hire a mail manager. In the 18 months or so that Penny Guyer has been at MIT significant steps have been taken towards streamlining the mail process at MIT. Currently the MIT mail center employs 2 supervisors, 34 full time employees and 2–5 students depending on the season. Mail Services had absorbed some of the custodial jobs.

Since the re-engineering, MIT has “installed” 36 distributed mail centers (DMC’s) on campus. These are secured areas with individual mailboxes for the faculty and staff. Incoming mail is dropped off at mailboxes; outgoing mail and interdepartmental mail is picked up from the DMC.

5.3.4 Mail Flow

Figure 5.9 shows the overall mail flow for MIT.

5.3.4.1 Incoming Mail

Prior to the studies of the re-engineering teams, MIT picked up the mail three times a day from the USPS. Now MIT receives its mail from the USPS twice a day. (All MIT had to do was ask the USPS to deliver the mail). The two deliveries arrive at 7:15 AM and 1:00 PM and after sorting, leave the mail center at 2:00 PM and 8:00 PM respectively.

At the campus mail center, the incoming mail gets sorted to the level of the DMC. At the DMC, the mail is sorted by a mail center employee according to customer instructions (usually down to building and room number).

MIT receives a lot of “mystery mail”; that is mail that is addressed to “John Doe, MIT”. Previously the mail staff would look up the addresses of faculty/staff members in the MIT telephone directory which is updated annually. Since these updates were not frequent enough, Mail Services has set up computers in the mail center so that employees can look up a faculty/staff members new location on MIT’s World Wide Web page which is updated by personnel nightly. It should be noted that a lot of badly addressed mail is not re-addressed because the experienced mail center employees know where the recipient works.

MIT does not yet have a forwarding system in place, so if a faculty member moves to a different office, Mail Services will not know. In the DMC there is a spot for “not here anymore” mail. This is basically a rudimentary forwarding system. If a faculty member finds mail in his box which was destined for the previous occupant of his office, then (s)he simply puts the mail into the “not here anymore” area. When Mail Services visits the DMC, this mail is picked up and brought back to the mail center for re-addressing. Again, Mail Services determines the new address by performing a lookup on MIT’s web page.

Figure 5.10 shows the incoming mail flow for MIT.

5.3.4.2 Interdepartmental Mail

As with most campuses, interdepartmental mail is a high priority at MIT. Although some of the interdepartmental mail is picked up when the outgoing mail is picked up, most of it is collected once a day at 5:15 PM. It is brought back to the mail center and is manually sorted. Interdepartmental

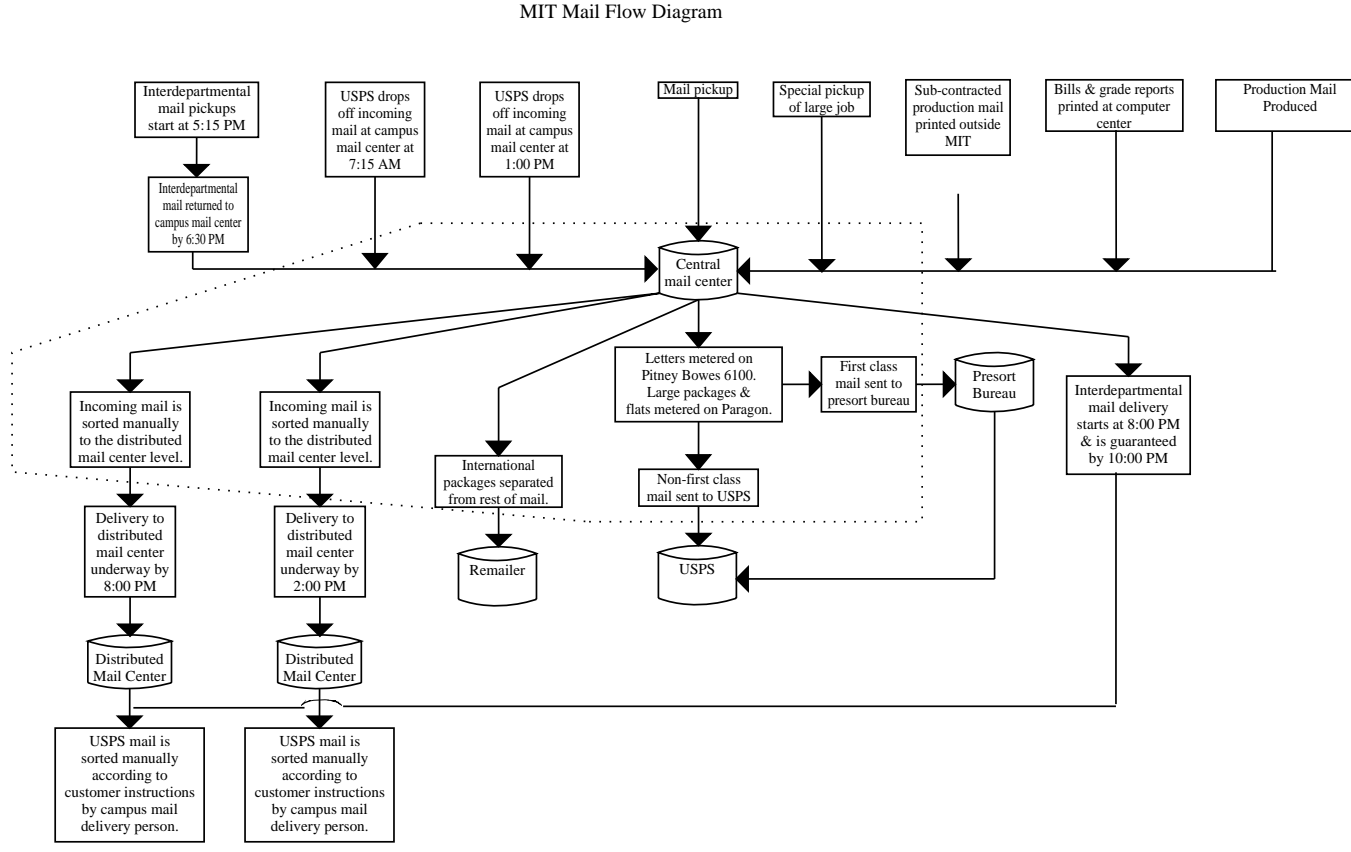


Figure 5.9: MIT overall mail flow model.

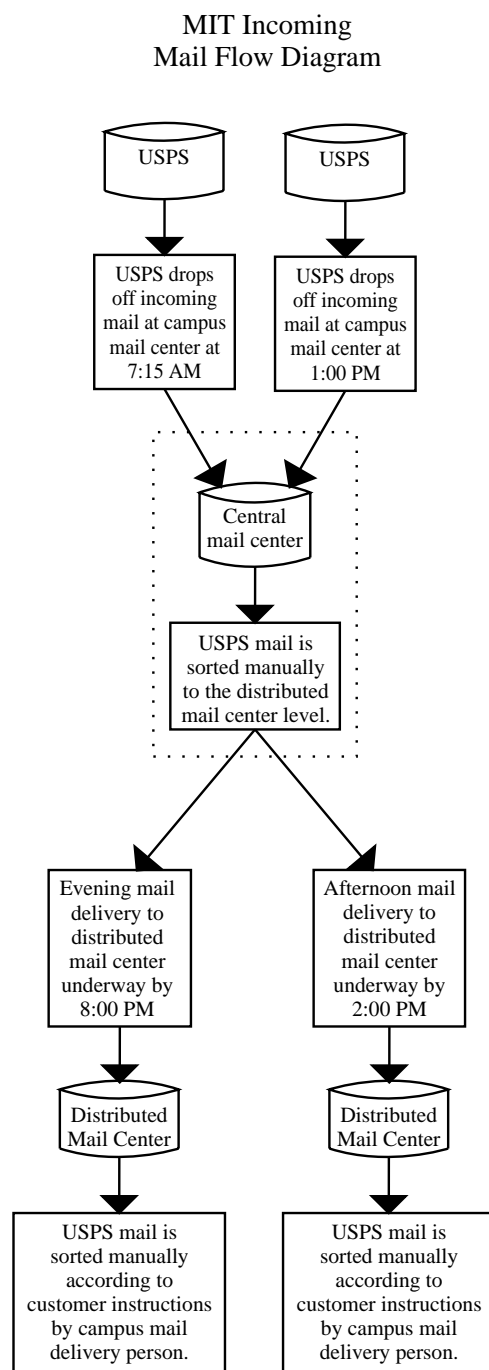


Figure 5.10: MIT incoming mail flow model.

CAMPUS CASE STUDIES

mail is guaranteed to be at the destination (in the correct mailbox in the DMC) by 10:00 PM that same day, ready for early morning pickup by customer.

Figure 5.11 shows the interdepartmental mail flow for MIT.

MIT Interdepartmental Mail Flow Diagram

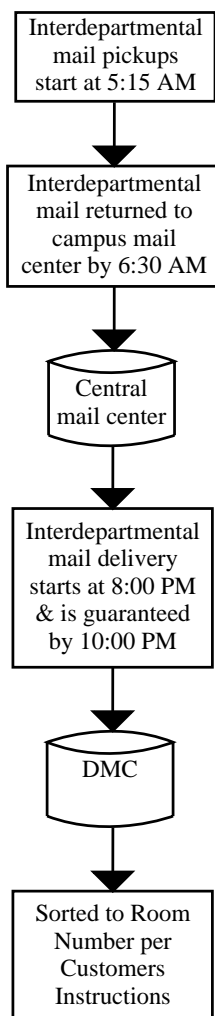


Figure 5.11: MIT interdepartmental mail flow model.

5.3.4.3 Outgoing Mail

MIT's outgoing mail is picked up from the DMC's when incoming mail is dropped off. Some mailboxes that are not near a DMC are visited once a day for the purpose of picking up interdepartmental mail and outgoing mail. Departments can also arrange for special pickups. The mail center recently started charging for special pickups from the departments. The outgoing mail

CAMPUS CASE STUDIES

is not mixed with the interdepartmental mail. Regular mail is metered on a Pitney Bowes 6100 meter at 29.4 cents (since Classification Reform) and flats are metered on another Pitney Bowes Paragon. Also, a Pitney Bowes Paragon is used for metering production mail. There are 17,000 open accounts at MIT; about 3,000 have been issued with a barcode.

Tasks are also barcoded, so that they can be tracked. The equivalent of 2.5 people spend their time metering. Penny Guyer is hoping to soon have barcodes near the machine that indicate mail classes so that they will not have to be entered in manually by mail center employees. All mail, except for bulk mail, is metered at First Class rates.

All of MIT's mail goes out as First Class mail unless the department sending the mail specifies otherwise. All of MIT's First Class mail goes to a presort bureau.

Bills and grade reports are mailed out through Mail Services. They are produced by the Computing Center. Since these mail pieces eventually go to a presort bureau, it does not matter in what order they are produced. For production mail processing the mail center uses a labeler. *Mailing lists are maintained by the individual department, and it is not known how many mailing lists exist at MIT. Mail Services is asking each department to give them their mailing lists on diskette instead of paper labels so that they can be CASS certified.*

Since printing is no longer done on campus, and because most printers process mail, MIT has lost potential benefits gained from having a larger mail volume.

The mail center is buying Postal Soft software in order to CASS and PAVE certify the mail.

Figure 5.12 shows the outgoing mail flow for MIT.

5.3.5 Other Services

Bulk mail can be prepared by the individual department or by the mail center. If the mail center produces it, the departments pay for the service.

Non-profit presort is done manually at the mail center. No one is certain how many non-profit permits there are at MIT.

5.3.6 Unique Issues

MIT is one of the premier academic institutions in the world. Faculty members include award winners in many fields. Faculty members often control large research projects involving millions of dollars. Some of them had trouble adjusting to the cultural shock created when the Mail Services introduced the DMC's. Some vocal members felt that it was a waste of their time to pick up their own mail which used to be left on their desk. Despite the fact that the re-engineering did consider customer needs, some faculty members felt betrayed.

Since MIT had some of its mail work performed by members of the custodial staff, Mail Services absorbed some custodial positions during the re-engineering process. This involved negotiating with the unions to get the new job descriptions into the contract.

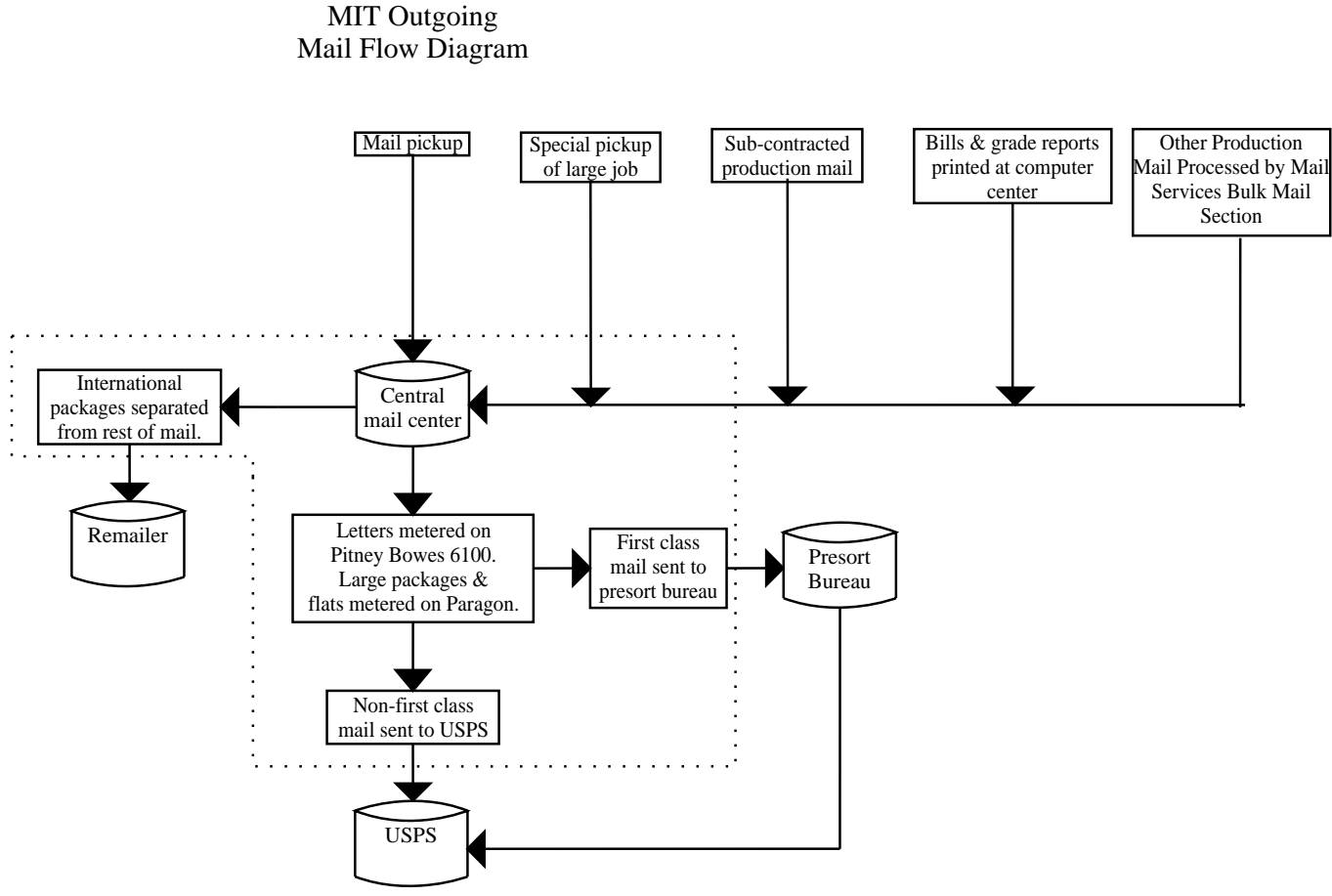


Figure 5.12: MIT outgoing mail flow model.

CAMPUS CASE STUDIES

5.3.7 Highlights of the mail operations

MIT Mail Services is working to be one of the best college/university mail operations in the country. MIT, realizing that their mail system was one of the most decentralized systems in the college/university arena, performed an in detail study to determine how to centralize while keeping customer satisfaction at high levels.

One thing that MIT did which should not go unnoticed is that they hired a person who had university mail operation experience to implement the changes. In the 18 months that Penny Guyer has been at MIT, the number of meters outside of Mail Services has been reduced from 140 to 100. All the DMC's that had been planned have been put into place.

To exhibit to the Mail Services employees that production and vision are important, the mail center has installed white boards on one wall of the facility which has productivity numbers.

Non-supervisory employees fall into one of three job categories. A category C employee's job description includes sorting incoming mail and interdepartmental mail and performs pickup and delivery services. A category B employee can do metering and truck driving in addition to all that a category C employee can do. Category A employees can do all that category B can do in addition to all tasks involved in bulk mail preparation.

Another highlight of the mail operation that should not go unnoticed is that Mail Services has a clean, spacious area in which to work. Adequate space is necessary for mail centers to be able to perform operations efficiently.

5.4 University of Massachusetts

5.4.1 General Information

University of Massachusetts
Amherst, Massachusetts
Mail Services
Richard Clarity, Manager

5.4.2 Introduction

The University of Massachusetts at Amherst (UMass) is one of five public universities in the University of Massachusetts system. Although UMass is located in rural Amherst, it is also one of 5 colleges located in or nearby to Amherst. The other four are Amherst, Hampshire, Mount Holyoke, and Smith colleges.

UMass has about 25,000 students enrolled and employs about 5,000 faculty/staff members. There are about 40 dormitories on campus.

Mail Services is one of several services provided to the campus by Campus Services which reports to one of the University's Vice Presidents. The mail center suffers from a lack of space. In fact the mail center's labeler is in another building about a 5 minute walk away and the inserter is in yet another building which is about a 5 minute walk in the other direction.

CAMPUS CASE STUDIES

Although Mail Services processes nearly all of UMass' outgoing mail, the inability of the chain of command to obtain space, despite multiple requests, seems to indicate that Mail Services does not have a high profile among the top administration.

Still, there are only several meters on campus other than the ones in the mail center, such as one for Grants and Contracts and one for the Campus Newspaper. Some Alumni jobs are contracted out (large ones involving 100,000 pieces of mail), but most of their mailings go through the campus mail center.

5.4.3 Overview of Mail Center

The mail center processes incoming, outgoing (including production mail) and interdepartmental mail. The mail center also does a large volume of bulk mail preparation. In addition, the mail center houses a Pitney Bowes E600 machine that is owned by Cooperative Extension. This meter is only used for that department's mail.

5.4.4 Mail Flow

Figure 5.13 shows the overall mail flow for UMass.

5.4.4.1 Incoming Mail

UMass enjoys some benefits that many other universities do not. First, the USPS still delivers mail to the dormitories. Secondly, the postal service still sorts the university's incoming mail.

Mail Services picks up the mail twice a day from the USPS. One pickup, at 8:00 AM, is for one half of the campus. The mail is taken from the USPS and delivered to buildings. For the most part, there is one drop off spot in each building. The drop off spot is usually a locked room. Mail Services is trying to establish the drop off spot to be on the ground floor of buildings in order to save time of delivery. The first delivery is done at about 9:30 AM. The incoming mail for the other half of the campus is picked up from the USPS at 10:30 AM. This mail follows the same procedure, and this run also takes about 90 - 120 minutes (not including lunch).

Figure 5.14 shows the incoming mail flow for UMass.

5.4.4.2 Interdepartmental Mail

Interdepartmental mail is picked up along with outgoing mail. There are 6 pickup routes, 3 in the morning and 3 in the afternoon for outgoing mail and interdepartmental mail. Some of these routes are also used to drop off the incoming USPS mail. The outgoing mail and interdepartmental mail are also left in the drop off area by departments.

At UMass the interdepartmental mail and outgoing mail are never mixed together so there is no separating necessary.

Figure 5.15 shows the interdepartmental mail flow for UMass.

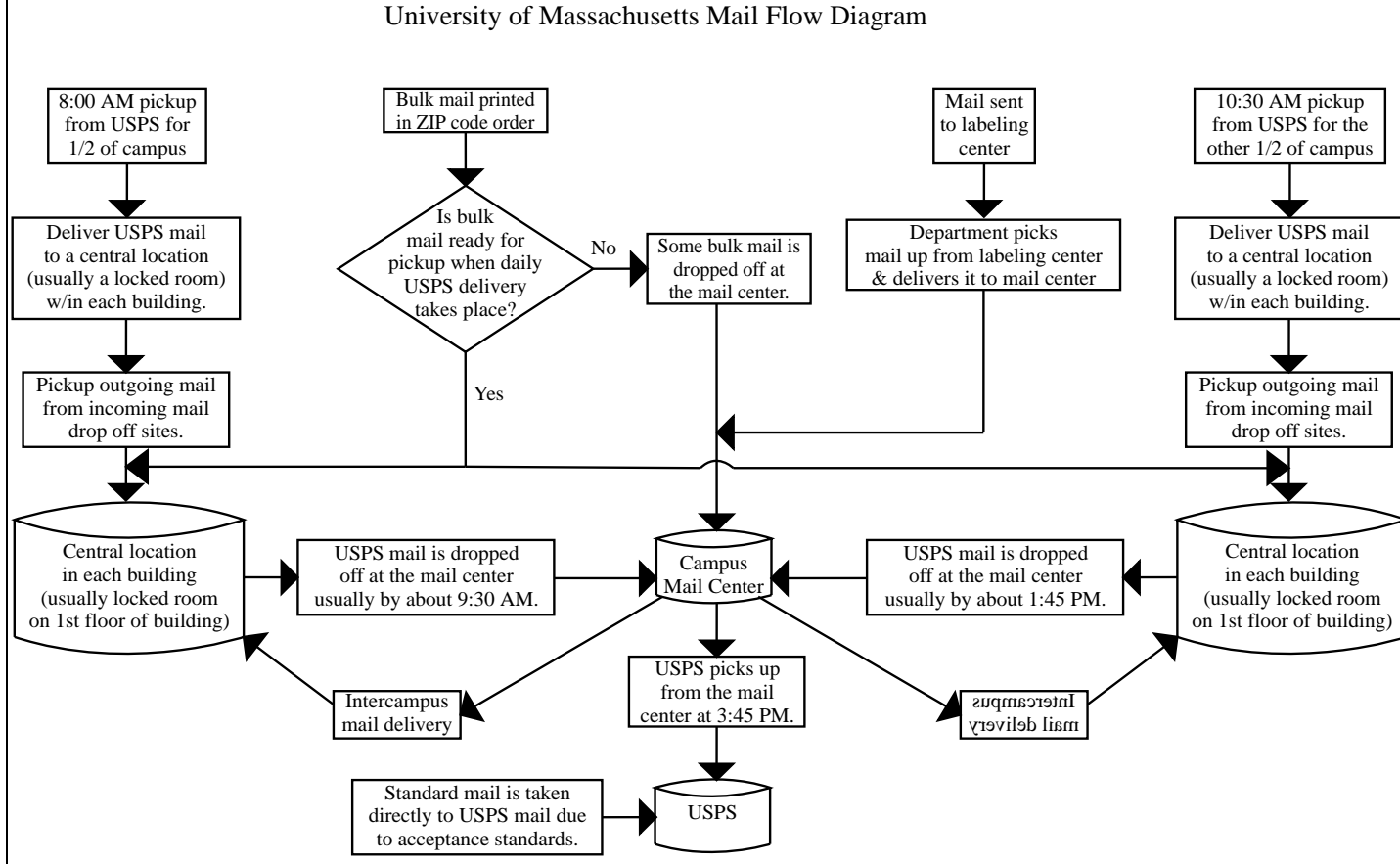


Figure 5.13: UMass overall mail flow model.

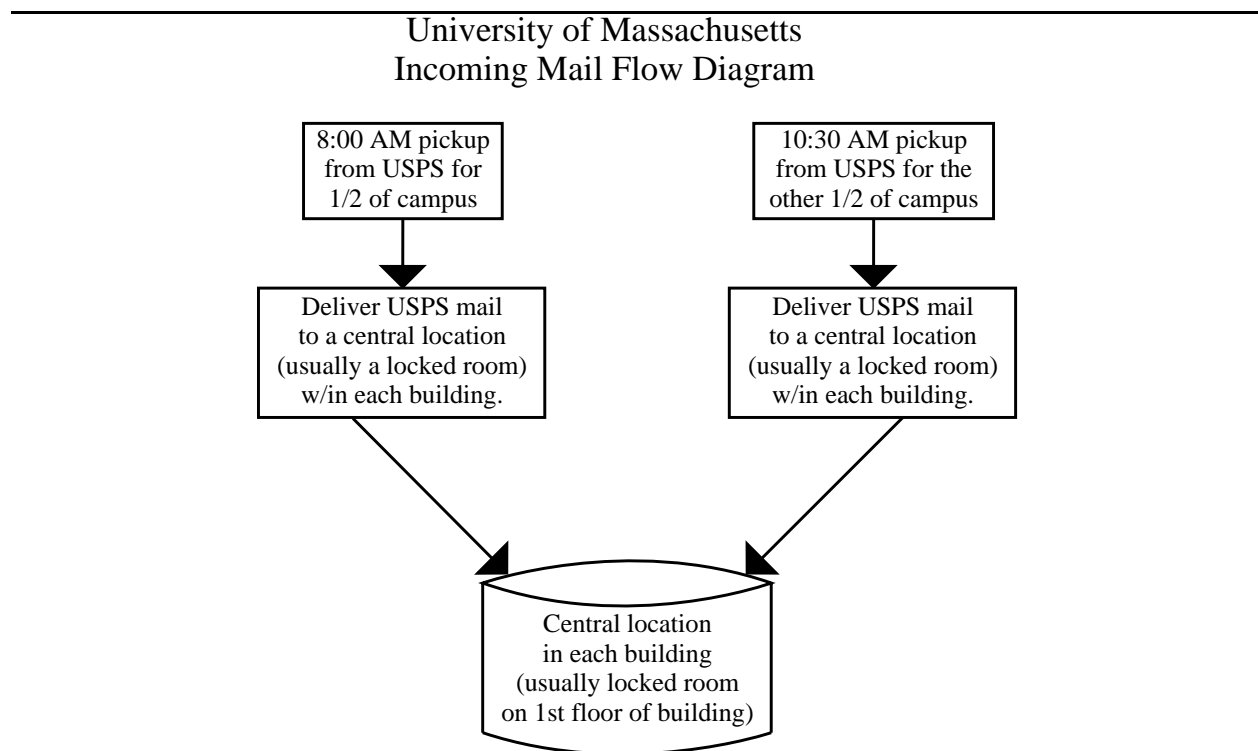


Figure 5.14: UMass incoming mail flow model.

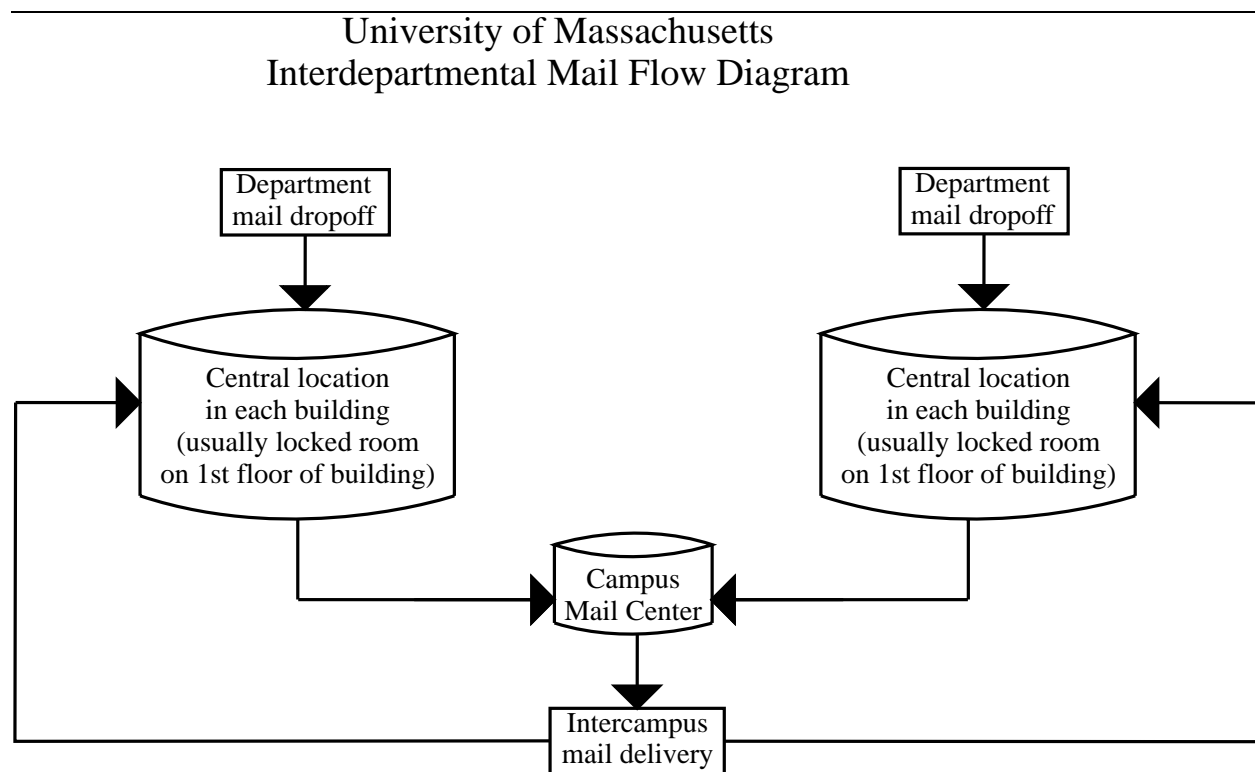


Figure 5.15: UMass interdepartmental mail flow model.

CAMPUS CASE STUDIES

5.4.4.3 Outgoing Mail

The USPS picks up UMass' outgoing mail daily. Since UMass is going to try a presort bureau on a trial basis for white mail, the USPS will be picking up only flats.

There are two presort bureaus within 100 miles. One is in Boston, the other is in Hartford, CT and already processes mail for the University of Connecticut. The latter is willing to take all of UMass' outgoing mail, but Mail Services is going to start using the presort bureau for white mail only, and later will consider sending other mail to the presort bureau.

There is talk between the presort bureau and Mail Services of a deal where the presort bureau will guarantee a savings on every piece whether it qualifies or not. The mail center is hoping to pass along some of those savings back to the departments. The presort bureau is able to do this since they process mail for a number of very large mailers.

UMass used to presort its outgoing white mail, but it was too labor intensive and the savings were not great. After Classification Reform the potential savings are even less.

Since UMass does not presort its outgoing white mail, there should be significant savings achieved by using a presort bureau over the existing system. One drawback of using the vendor is that the presort bureau wants the mail metered for the next day (mail is picked up by the presort bureau between 5:00 PM and 6:00 PM).

Production mail is sorted by the mail center and it takes 2 employees 3 hours a day to sort the mail. Envelopes are printed by the printing department

Outgoing mail is picked up 6 times a day, along with the interdepartmental mail. UMass has about 450 billable accounts per week, with up to a 1,000 different accounts active in a given month. Mostly, account numbers are preprinted on the envelope; other times the mail piece or a bundle of mail is accompanied by a scrap piece of paper indicating the account number. Errors occur when entering account numbers.

The accounting is done by Datapak AMS 24 systems connected to the postal meters. Although this provides neat, accurate reports, it is not in the format that is required by the accounting office, so Mail Services has to keypunch the information from the report into another format.

Another accounting problem is that the accounting office gives the mail center feedback only about every six months on whether a particular grant is open or closed. Therefore, Mail Services could be billing an account that no longer exists.

Envelope mail is metered at a station using a Pitney Bowes 6100 meter. Another station, used for standard and bulk mails, has a Pitney Bowes U560 meter. This is used since it can handle variable size mail pieces which would generally get jammed in the PB 6100 (or would require meter tape).

UMass does not have a central mailing list. Departments maintain their own list. The administrative mailing list is maintained by the Computer Center. Richard Clarity is trying to develop a way that the mail center can receive addresses inputted into the mainframe, correct them and send them back to the mainframe with the correct address.

Currently the mail center does not have CASS or PAVE certified software.

Figure 5.16 shows the outgoing mail flow for UMass.

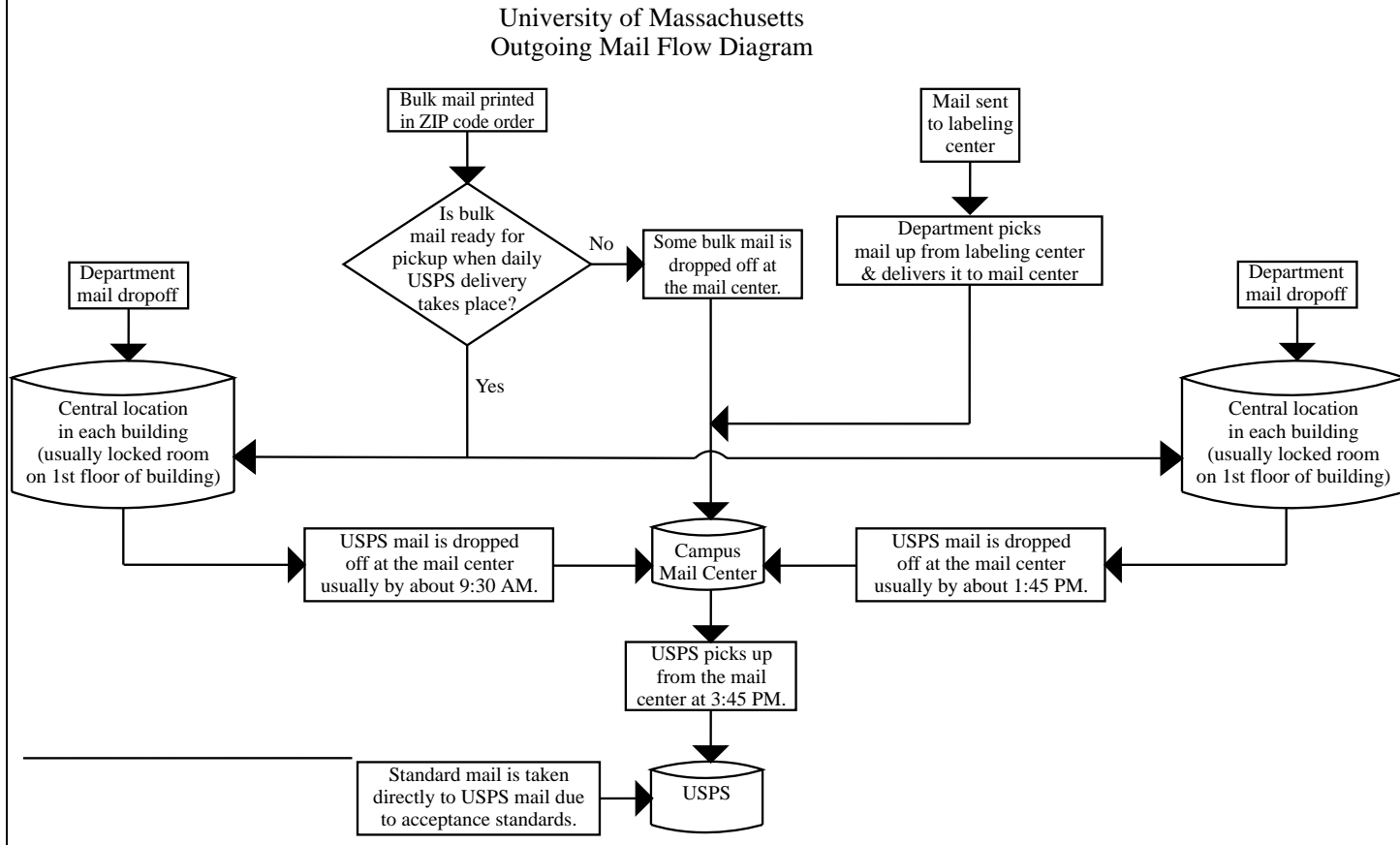


Figure 5.16: UMass outgoing mail flow model.

CAMPUS CASE STUDIES

5.4.5 Other Services

Mail Services prepares and sends out about one million pieces of bulk mail per year. The mail is prepared in a cramped office adjacent to the mail area, barely large enough for three small tables. The mail center charges the departments per piece and this generates some revenue for the mail center.

Mail Services “inherited” a labeling machine from the now defunct copy center. It is in a room in a building other than the one in which the mail center is located. Mail Services is making this area an Address Management Center. The labeler processes about 1.1 million pieces annually.

Richard Clarity is hoping to move away from labels altogether. He is trying to get departments to give address lists on a diskette, and use a corrected version of the list to do direct printing on the mail pieces.

5.4.6 Unique Issues

What makes UMass most unique is also its main hurdle: space. The mail center is extremely cramped. The bulk mail preparation center is not adequate for the most efficient processing. The labeler and inserter are in two places other than the mail center and neither of the two spaces have adequate space to be combined into one remote location. Outside the mail center, mail carts sit in a public hallway along with trash carts.

If UMass had to sort its incoming mail in the mail center, it would probably be impossible in the current space.

Departments, confused by the three locations, prefer to send their mail to an outside vendor.

5.4.7 Highlights of the mail operations

Mail Services at UMass is part of a five institution mail consortium with the other four colleges in the Amherst area. The organization is considering talking to equipment vendors and mail processing vendors as a group.

Besides the consortium, Richard Clarity keeps in touch with his peers across the country. He says CUNIMAIL is a very important tool that should be used, especially when making capital equipment and software purchasing decisions and when dealing with the USPS and presort bureaus.

Despite the imposing issue of space, Mail Services continues to seek improvements. Last year the mail center purchased 4 PCs, hoping to use one to perform address correction. Two of them were slated for administrative purposes, one for re-addressing the improperly addressed incoming mail. The fourth one ended up getting used for the accounting system. This year, the mail center will purchase a PC dedicated to address correction.

CAMPUS CASE STUDIES

5.5 Bowman Gray School of Medicine / Hospital

5.5.1 General Information

Bowman Gray School of Medicine / NC Baptist Hospital
Winston-Salem, North Carolina
Mail Service
Dave A. Pitts, CMM, CMDSM, Director

5.5.2 Introduction

Bowman Gray School of Medicine is a part of Wake Forest University. The School of Medicine is actually housed in the Medical Center that makes up Bowman Gray and the Baptist Hospital. The hospital and the medical school share a mail operation that is separate from that of Wake Forest University.

Bowman Gray/Baptist Hospital (BG/BH) has an unusual campus population. There are 8,000 faculty and staff members but only 900 students. Both entities are supported by private funds. The medical center is located in downtown Winston-Salem.

The mail operations of the medical center serves both the hospital and the school of medicine. Dave Pitts, Director of Mail Service, reports to the Vice President of the Baptist Hospital. As a department manager, the Mail Service Director is in a high profile position in the administration. He was sure to get professional certification in his field. The medical center has a mainframe computer that is used for administrative work along with a relatively new LAN system. The mail center is connected to both of these computing resources.

Bowman Gray/Baptist Hospital has two mail center locations. There is the main facility inside the medical center which operates the service counter, contains student mailboxes and processes incoming mail. Outgoing mail is also received at and processed at the main center, but is immediately sent off to be processed at a remote location (Plaza Mail Center). This location is also where mail requiring the extra processing such as folding or inserting inserted and folded. There is a hospital shuttle that connect the two locations which are about 5 miles apart.

5.5.3 Overview of Mail Center

The mail center handles all incoming, outgoing and interdepartmental mail for the faculty, staff and students. In addition, the mail center handles incoming mail for patients and has to be up to date (a daily list is produced by the hospital) on which patients are in the hospital and where they are. Also, the mail center is responsible for all outgoing and incoming packages and express mail. The mail center has a service counter which accepts mail and parcels from customers.

About 18 years ago, there were three mail operations for Bowman Gray/Baptist Hospital: a mail center for the hospital, a mail center for the school of medicine and a courier for University Physicians. In 1978, a committee was formed to investigate centralization and the three operations were combined. Since then, the medical center's mail has been fully centralized with no meters on campus except those under the jurisdiction of the mail center. Until about 5 years ago, the USPS

CAMPUS CASE STUDIES

was sorting Bowman Gray/Baptist Hospital's incoming mail.

The mail center employs 2 supervisors and 22 full time employees. The mail center runs one shift, but the hours of employees are staggered to maximize day time coverage (from 5:00 AM - 6:00 PM).

5.5.4 Mail Flow

Figure 5.17 shows the overall mail flow for the Bowman Gray School of Medicine.

5.5.4.1 Incoming Mail

Bowman Gray/Baptist Hospital sends a courier twice each day to the USPS sectional mail facility. The first pickup is at about 5:00 AM and the second is about 8:00 AM. The incoming mail arrives in tubs. Since it is a medical center, Bowman Gray/Baptist Hospital has an unusual mail composition. About 50% are catalogues and 30% are flats, while only 15% is envelope mail.

The incoming mail is sorted in two passes. The layout of the mail center dictates the amount of space for, and the arrangement of, sorting racks. For this reason, mail is broken down into a first pass at a central location and then is taken from those racks to and broken down further.

About 30% of the mail is addressed "John Doe, Bowman Gray/Baptist Hospital Medical Center" and has to be re-addressed. Currently there is no way to numerically sort employee mail. The mail center employees have to know for which department each faculty/staff member works.

About 5 years ago, Bowman Gray/Baptist Hospital opted to have a unique zip code, despite the mail center's urging not to do so. Dave Pitts realized that if the medical center asked the USPS for a unique zip code, than the USPS would stop sorting incoming mail. Also, the medical center moved its front desk to another side of the complex and wanted their new street address to be Medical Center Boulevard. Also, for the sake of prestige, they opted not to have a street number (the address 1 Medical Center Boulevard was not available). Unfortunately this causes a lot of problems for address correction software.

Bowman Gray/Baptist Hospital is considering the idea of assigning a "fake" four digit zip code add on to be used internally at Bowman Gray/Baptist Hospital as mailbox numbers. The USPS would have to list the addresses so that address correction software does not have trouble with the ZIP+4. Another idea is to set up every building as a street and use the floor and room numbers as street addresses.

The incoming mail is delivered 4 times a day (8:00 AM, 10:00 AM, 1:00 PM, and 3:00 PM) throughout the medical center complex. Mail is delivered directly to the departments. Individual mailboxes are provided for each student. These mail boxes are on the wall adjacent to the mail center and are filled from within the mail center.

Figure 5.18 shows the mail flow for the incoming mail to the Bowman Gray School of Medicine mail center.

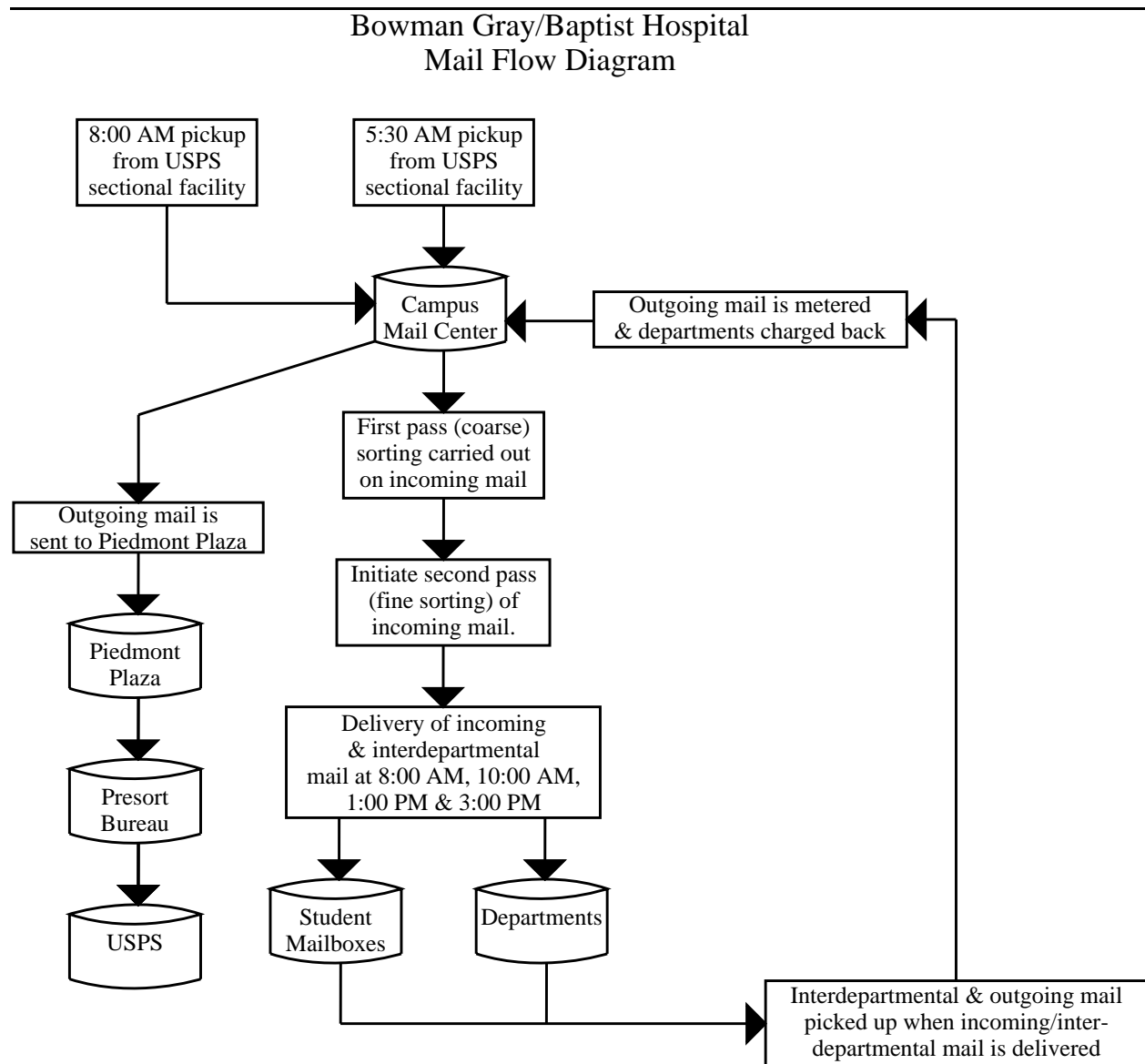


Figure 5.17: Bowman Gray SM overall mail flow model.

Bowman Gray/Baptist Hospital Incoming Mail Flow Diagram

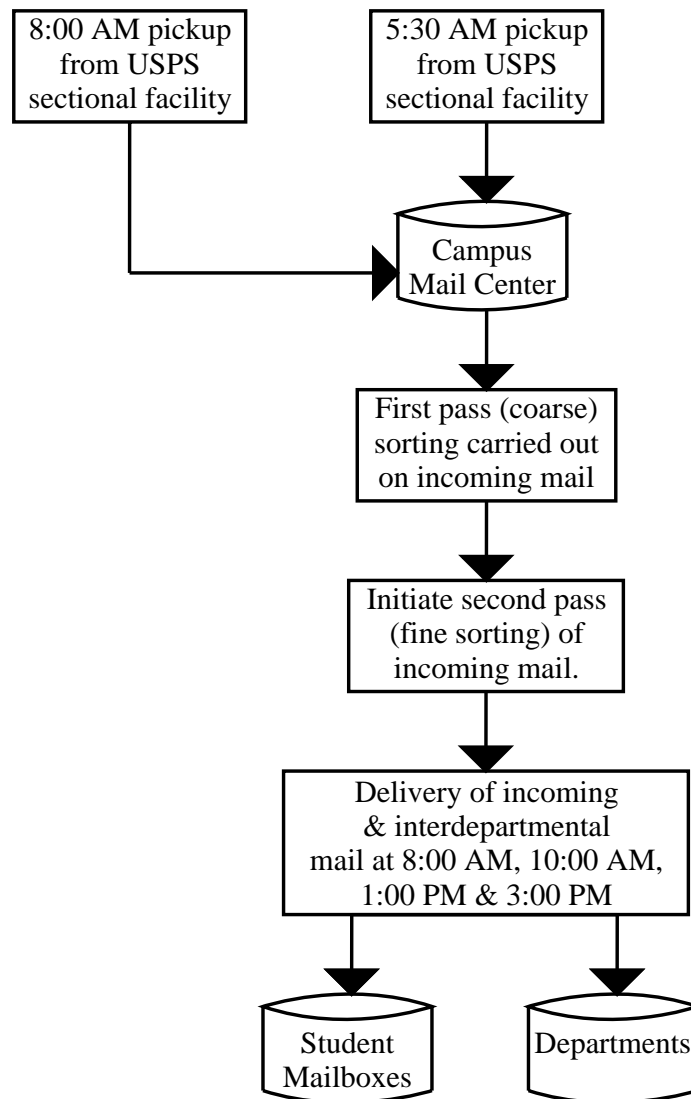


Figure 5.18: Bowman Gray SM incoming mail flow model.

CAMPUS CASE STUDIES

5.5.4.2 Interdepartmental Mail

Interdepartmental mail is picked up when the incoming mail is dropped off. It is all brought back to the mail center, separated from the outgoing mail which has attached mail tickets, and is sorted (also in two passes) and is delivered along with the incoming mail.

Figure 5.19 shows the mail flow for the interdepartmental mail at the Bowman Gray School of Medicine.

5.5.4.3 Outgoing Mail

The mail center handles all of Bowman Gray/Baptist Hospital's outgoing mail. The outgoing mail is picked up along with the interdepartmental mail. The outgoing mail is accompanied by a slip of paper (which is how it is distinguished from interdepartmental mail), called a mail ticket, indicating the department, the 14 digit account number and a signature of the departmental contact authorizing the mail. The mail center punches in the account number, meters the mail and writes in the charged amount on the slip. As of late, the departments now can produce the accompanying mail slip from the LAN system, which will have a barcode instead of an account number that can be read by the mail center's equipment. The mail center developed the physical as well as the electronic mail ticket format. There are separate tickets for those departments that are part of Bowman Gray and for those that are part of the Baptist Hospital.

Besides the first class mail ticket, there are also tickets for UPS and Express Mail. All air freight goes out on one account number in order to maximize the discounts available. Dave Pitts has negotiated discounts with the express mail vendor used by Bowman Gray/Baptist Hospital.

Outgoing mail collected and brought to the main mail center by on campus pickups is metered and then sent to the Plaza Mail Center location from where it is picked up by a presort bureau.

The Plaza Mail Center location has an inserter and a folder. This is where mail such as bills and past due notices are processed. Although the mail is produced is CASS certified and produced in zip code order, clerks in the medical center pull some of the bills out of the stream for a number of different reasons. Because of this, the necessary paperwork that is required by the USPS cannot be produced accurately to take advantage of USPS discounts other than presorting.

Since each department keeps its own mailing list (in various formats on various types of computers), the mail center is not responsible for the accuracy of addresses, but it encourages departments to send them the mailing list in fixed ASCII format or in ASCII comma delimited format so that it can be run through Finalist, be CASS certified and be PAVE certified. The mail center uses ACR to incorporate change of address into the database.

There are two presort bureaus in Winston-Salem. One has been long established and would process only the mail that qualified for discounts, which is about 65% of Bowman Gray/Baptist Hospital's mail. Another service opened up in Winston-Salem 2 years ago offering to process all of Bowman Gray/Baptist Hospital's mail, charge only for the pieces that qualify and charge about 66% percent of what the first presort bureau was charging. Bowman Gray/Baptist Hospital, the largest employer in Winston-Salem, was using the new presort bureau and was its largest customer. To enjoy competitive prices, Bowman Gray/Baptist Hospital was willing to work with newer presort bureau which would probably close if Bowman Gray/Baptist Hospital took away its business.

**Bowman Gray/Baptist Hospital
Interdepartmental Mail Flow Diagram**

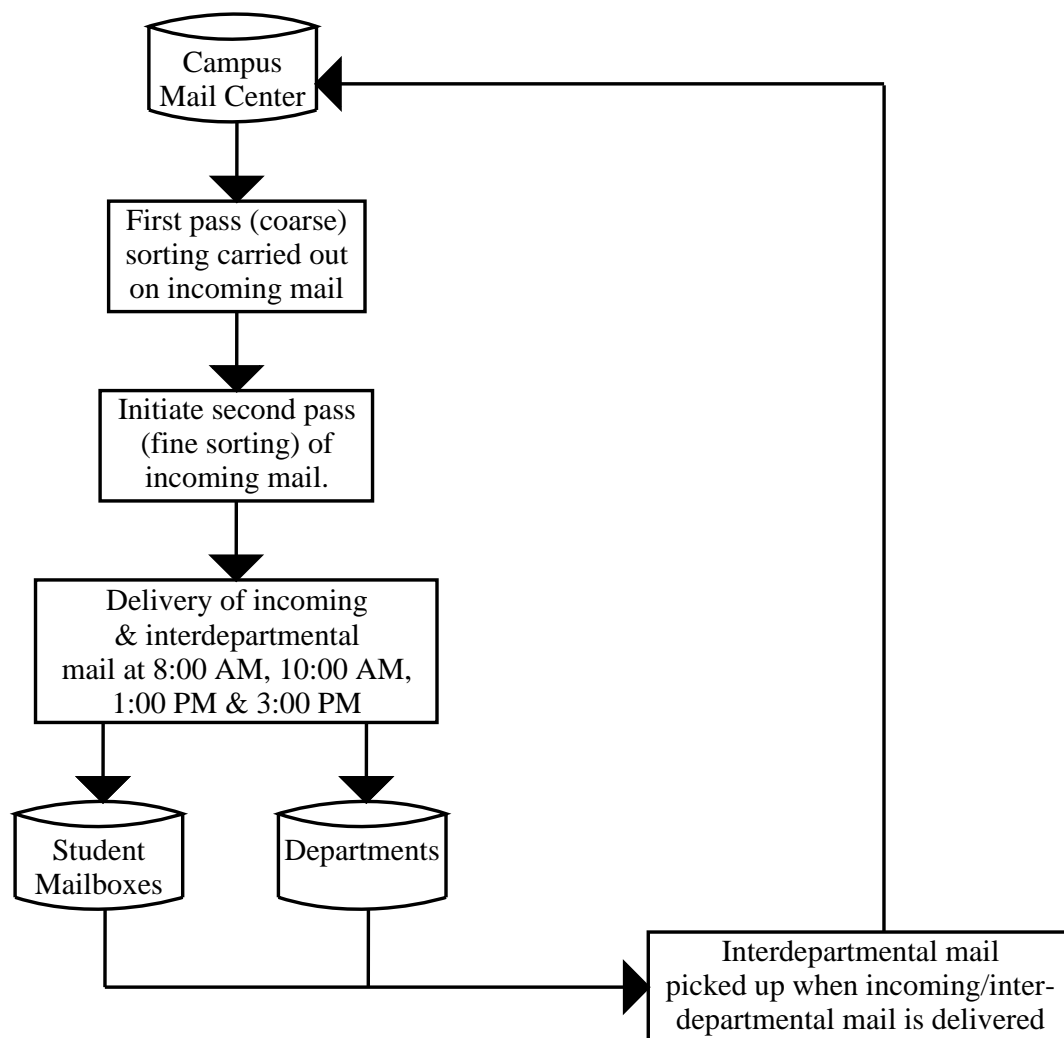


Figure 5.19: Bowman Gray SM interdepartmental mail flow model.

CAMPUS CASE STUDIES

The new presort bureau was manually sorting the outgoing mail. With the new price structuring under Classification Reform, the newer presort bureau is at a greater disadvantage since, unlike its competitor, it does not yet have an MLOCR. Dave Pitts was working with the newer presort bureau in helping it select the right MLOCR. The smaller presort bureau has no plans to purchase a MLOCR before March 1, 1997. Starting November 1, 1996, in order to save on postage, the mail center has been forced to send slightly over half of its mail to the larger vendor, which was able to read 80% of BG/BH's test mail pieces. Unfortunately this creates 2 streams of mail, since the smaller bureau will still process Bowman Gray/Baptist Hospital's white mail.

Figure 5.20 shows the mail flow for the outgoing mail to the Bowman Gray School of Medicine mail center.

5.5.5 Other Services

The mail center tracks all incoming and outgoing express mail packages. Mail Service has its own system to show the flow of incoming express mail packages until they are received at the final destination within the medical center.

5.5.6 Unique Issues

Bowman Gray/Baptist Hospital is unique to this study because it does not have the typical population or mail composition of other educational institutions. Mail, incoming and outgoing, often involves clinical products such as blood, HIV contaminated materials, human organs, and animals. This requires an extra level of safety to be used.

Mail Services at Bowman Gray/Baptist Hospital is unique because it handles the needs of two separate institutions that are highly interconnected. Although Bowman Gray and the Baptist Hospital have two separate administrations and two separate budgets, the mail center has to deal with both. In fact, the salaries of Mail Services' employees are paid by both institutions. The rest of the mail center employees either work for one or the other. Since both administrations pay for overhead at the mail center, Dave Pitts has to realign his budget so that the proportions of the mail center budget reflects the correct proportions between Bowman Gray and the Baptist Hospital.

To justify capital equipment, department heads have to appear before an administrative committee once a year and justify their needs. Each department head is given a maximum of 5 minutes to speak. In a manner of speaking, Dave Pitts is competing with MRI and X-ray machines.

Every October, Dave Pitts must submit a budget for the 12 months that begin the following June.

5.5.7 Highlights of the mail operations

The mail operations at Bowman Gray/Baptist Hospital are highly centralized. Aside from mail that is generated by the printing department, Mail Service handles all the incoming and outgoing mail.

All activities are carefully tracked. Besides handling the accounting for departments' mail activities, Mail Services calculates mail room productivity and the productivity of the staff. To be

Bowman Gray/Baptist Hospital
Outgoing Mail Flow Diagram

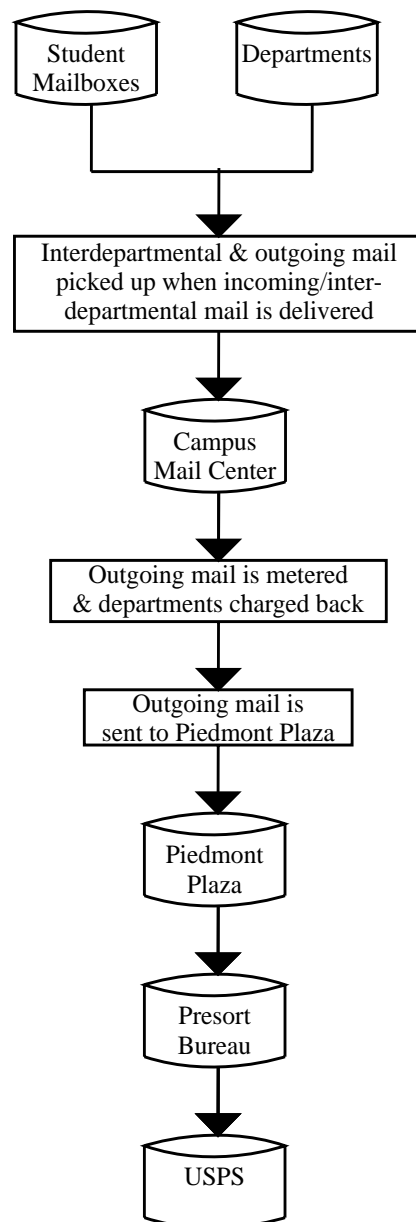


Figure 5.20: Bowman Gray SM outgoing mail flow model.

CAMPUS CASE STUDIES

as accurate as possible, Dave Pitts includes employee benefits in cost and productivity figures.

In addition, Dave Pitts is working with other area colleges and universities to determine costs and productivity. By having uniform methods of calculating costs and productivity, each college can see how it compares to the others.

5.6 East Carolina University

5.6.1 General Information

East Carolina University
Greenville, North Carolina
University Mail Services
H. Lea Holt, CMM, Postal Director

5.6.2 Introduction

Although East Carolina University is considered an urban university since it is in the heart of Greenville, NC, it faces the challenges that a rural college or university would face. It is located about 110 miles away from the nearest presort bureau and about 45 miles away from the nearest sectional facility. The campus has 18,000 students and about 3,500 hundred faculty and staff members. ECU is actually on two campuses - East Campus is the main part of the university and West Campus is home to the School of Medicine.

The University Mail Services department is part of the Business Services Unit which reports to the Vice Chancellor of Business Affairs. The printing department also falls under the Business Services Unit.

5.6.3 Overview of Mail Center

The mail center handles campus mail as well as incoming and outgoing US Postal mail. In addition, one of the delivery people also carries an alphanumeric beeper and is “on call” for special pickups from departments. There is no charge for this service. The campus mail center has a service counter which, besides accepting mail, also sells postage stamps, handles parcel mail, Express mail, Registered mail and processes money orders.

At one time, the custodial staff would pick up the incoming mail from a common place on campus and carry it in bags to the buildings they maintained. Mail was then delivered to the desk of faculty/staff by the custodial crew. Lea Holt joined the campus mail staff as Postal Director/Manager about 5 years ago.

Besides the mail manager, the campus mail center employs 8 full time employees and 2 students. Five years ago, the mail center had five employees; four are no longer working for University Mail Services. Two positions were absorbed from the custodial staff when the mail center started handling the delivery of mail on campus. Although the mail center does not run more than one shift, the hours of employees are staggered to maximize day time coverage (from 7:00 am - 5:30

CAMPUS CASE STUDIES

pm) .

5.6.4 Mail Flow

Figure 5.21 shows the overall mail flow for ECU.

5.6.4.1 Incoming Mail

East Carolina University receives 2 deliveries of mail each day from the sectional mail facility. The first delivery is at 6:00 AM in the morning and the second is at 9:30 AM. The two deliveries are sorted and sent out on the campus delivery runs at 9:30 AM and 2:00 PM, respectively. Unfortunately, the automated mail arrives with the second delivery at 9:30, right when the first delivery routes on campus go out. Thus the higher priority mail does not go out until the afternoon.

Both the first delivery and the second delivery take about 2 – 2.5 hours to sort. Although they used to arrive in bags, the letters now come in trays, and flats come in bins. All campus mail employees sort mail as part of their job. Mail is sorted in delivery order. With 250 departments on campus (100 alone for the School of Medicine), some of the mail is sorted through two passes (breaking it down into greater levels of detail on the second pass).

The Mail Center has established drop boxes in each building (1 per building). The mail is left in the drop boxes from where the individual department can pick up its incoming mail.

The incoming mail destined for the dormitories is sorted to the building level by the USPS. The mail center staff breaks it down to the student level at the residence halls.

Because the first class and residence hall mail only arrives at 9:30 am, ECU is considering picking it up themselves, although the sectional facility is 45 miles away.

Figure 5.22 shows the incoming mail flow for ECU.

5.6.4.2 Interdepartmental Mail

Interdepartmental mail is of the highest priority for the ECU mail center. It is picked up twice a day (when the incoming mail is dropped off) from the drop boxes. The departmental mail is mixed in with the outgoing mail. Since the outgoing mail is accompanied by an attached mail instruction receipt separation is not too difficult. This task is done by the drivers when they return to the truck from a drop-off/pick-up box. Mail Services guarantees that the interdepartmental mail picked up in the morning will be delivered in the afternoon and that mail picked up in the afternoon will be delivered the next morning.

Figure 5.23 shows the interdepartmental mail flow for ECU.

5.6.4.3 Outgoing Mail

Mail Services handles all of East Carolina University's outgoing white mail. There are about 6 meters on campus other than those in the mail center. Those are used primarily for production mail generated by the Offices of the Comptroller, Registrar, Sports Medicine, etc.

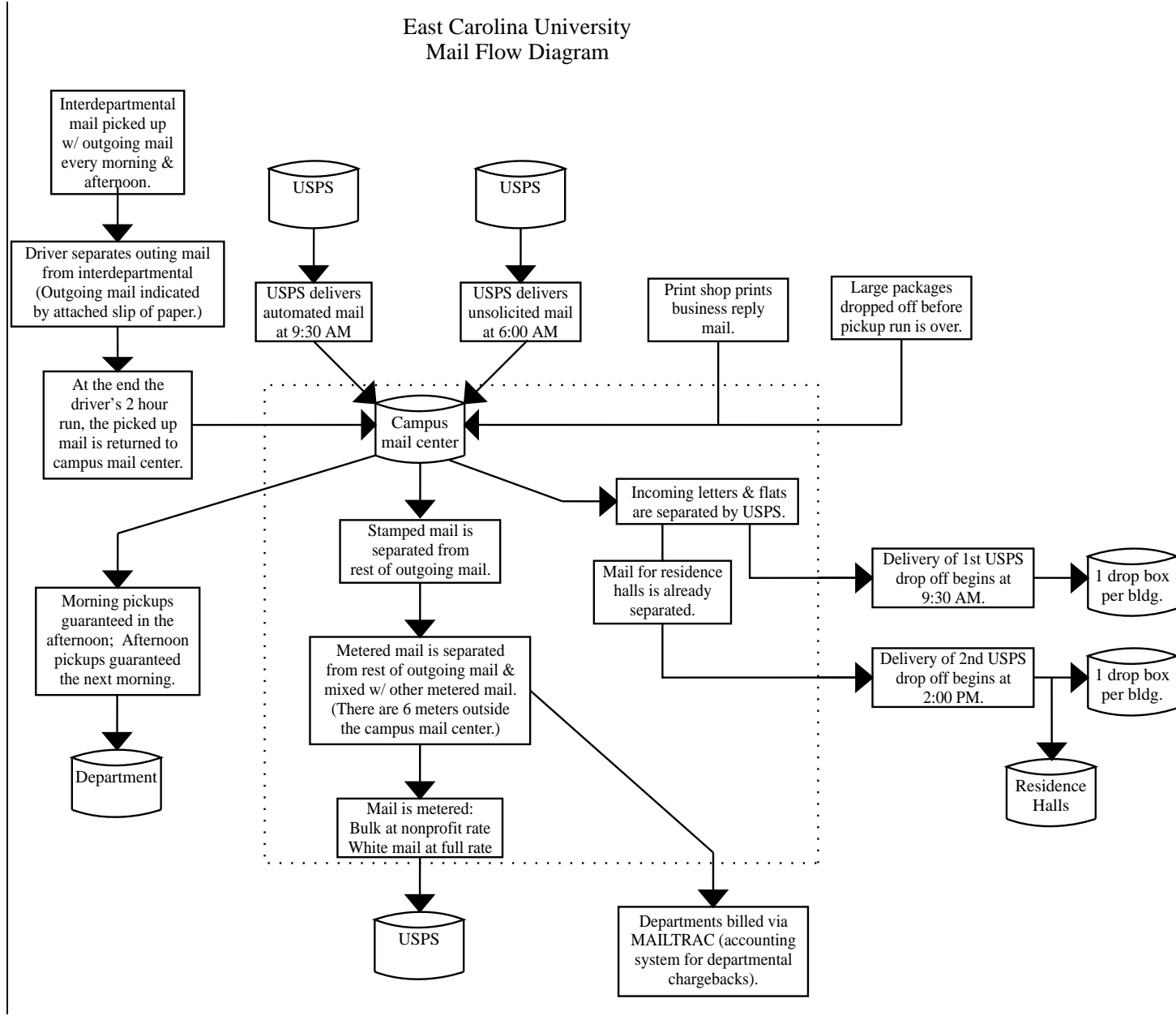


Figure 5.21: ECU overall mail flow model.

East Carolina University
Incoming Mail Flow Diagram

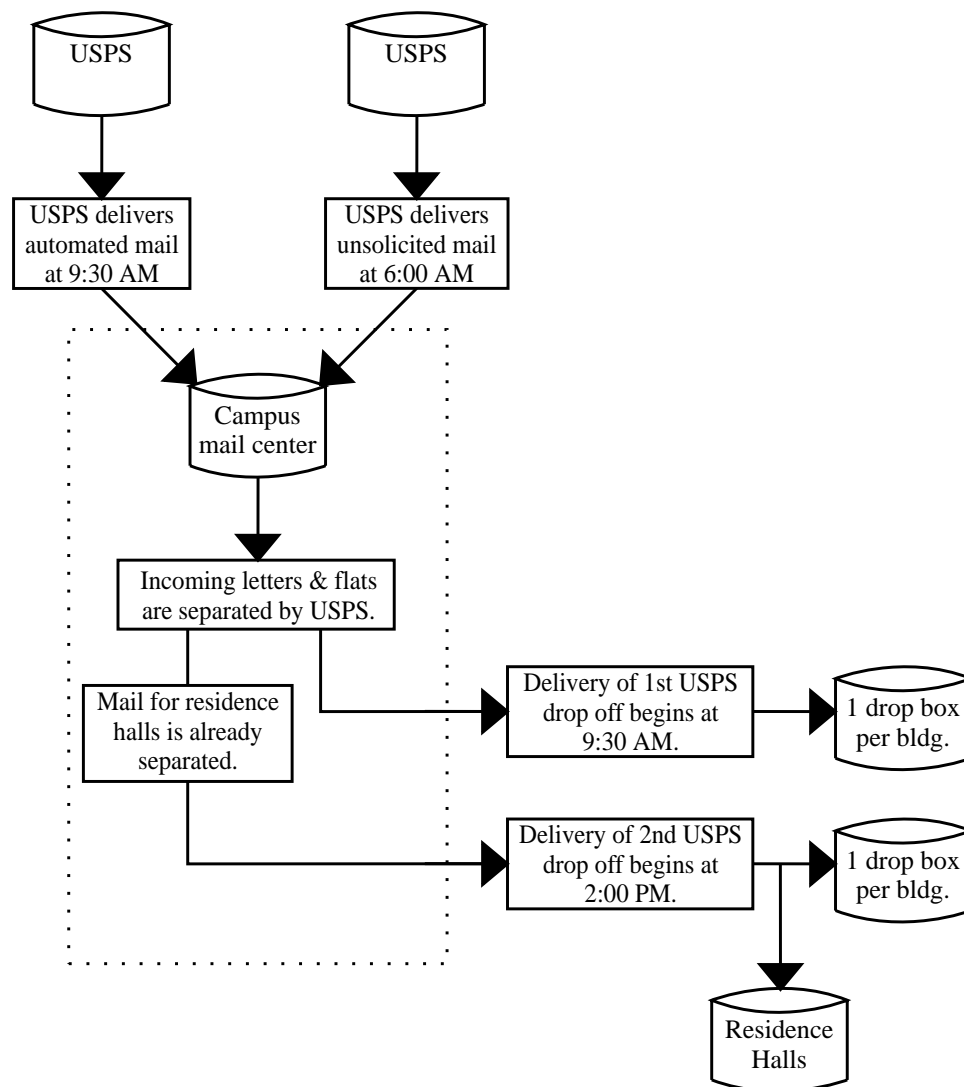


Figure 5.22: ECU incoming mail flow model.

East Carolina University
Interdepartmental Mail
Flow Diagram

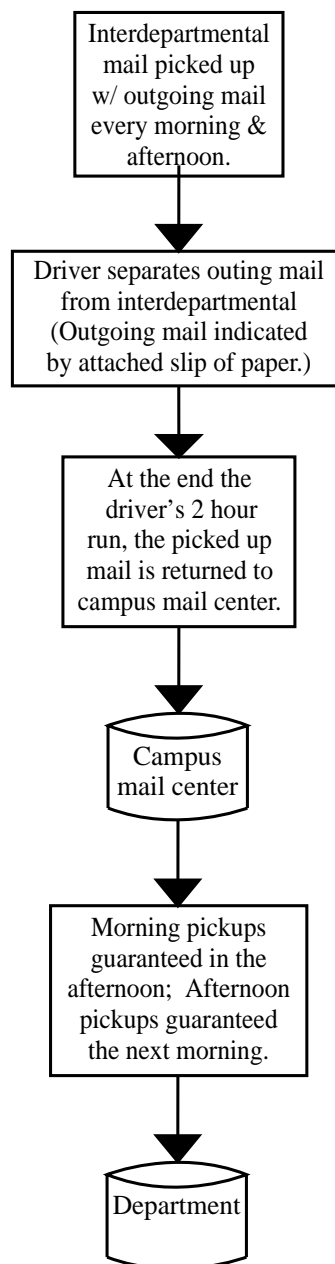


Figure 5.23: ECU interdepartmental mail flow model.

CAMPUS CASE STUDIES

About 5 years ago there were about 35 meters on campus outside the mail room. Efforts to centralize have been very successful.

As mentioned, outgoing mail is picked up along with the interdepartmental mail. It comes into the mail center at about 11:30 and 4:00 daily. Some of the outgoing mail is stamped and has to be separated from mail that is metered or to be metered. The metered mail has to be mixed in with other metered mail.

Mail is metered on one of two Ascom Hassler 17563 at the full rate. Since there is no nearby presort bureau, ECU cannot take advantage of discounts offered by the USPS. Mail Services used to presort outgoing mail but with the diminished savings, it is no longer cost effective to do so.

Lea Holt is currently putting together a proposal showing that if she can obtain or build a suitable operating space, she can purchase an MLOC and not only obtain postal discounts for ECU but for other educational and business institutions in the area.

The mail accounting system used by the mail center, MAILTRAC, was built around the University of North Carolina's accounting system. The system is based on 6 digit account numbers. Mail services has mail receipts printed with receipt numbers. Each department, when sending outgoing mail, attaches a mail receipt to the mail pieces(s). Departments can attach a barcode sticker indicating the account number instead of writing the account number.

The accounting system, in addition to keeping a full transaction log of all metered mail, can produce an administrative report sorted by mail receipt number. The system can also generate bills. Following an idea implemented by the University of North Carolina at Chapel Hill, the mail receipts will soon have barcoded receipt numbers.

Figure 5.24 shows the outgoing mail flow for ECU.

5.6.5 Other Services

The state of North Carolina has its own internal mail system. Every county in the state is visited nightly by at least one of 150 couriers who shuttle mail and parcels across the state. Mail Services is the ECU drop point and pick up point for state mail. The accounting for this type of mail is done by the state.

Bulk mail, which is prepared entirely by the department, is then handed over to the mail center which processes it.

5.6.6 Unique Issues

The mail center at ECU constructed a loading dock so that mail vans could load/unload the mail directly into the mail center (previously, mail had to be loaded/unloaded into the parking lot and carried to/from the mail center).

ECU is in a very rural area. There is no presort bureau within 100 miles of the university, which prevents the mail center from sending any of its mail out for presorting. This leads to higher postage costs, especially for white mail.

ECU is planning to build their own "presort bureau", i.e., they are thinking of buying sophisticated mail equipment such as MLOCs and then getting several neighboring colleges/universities

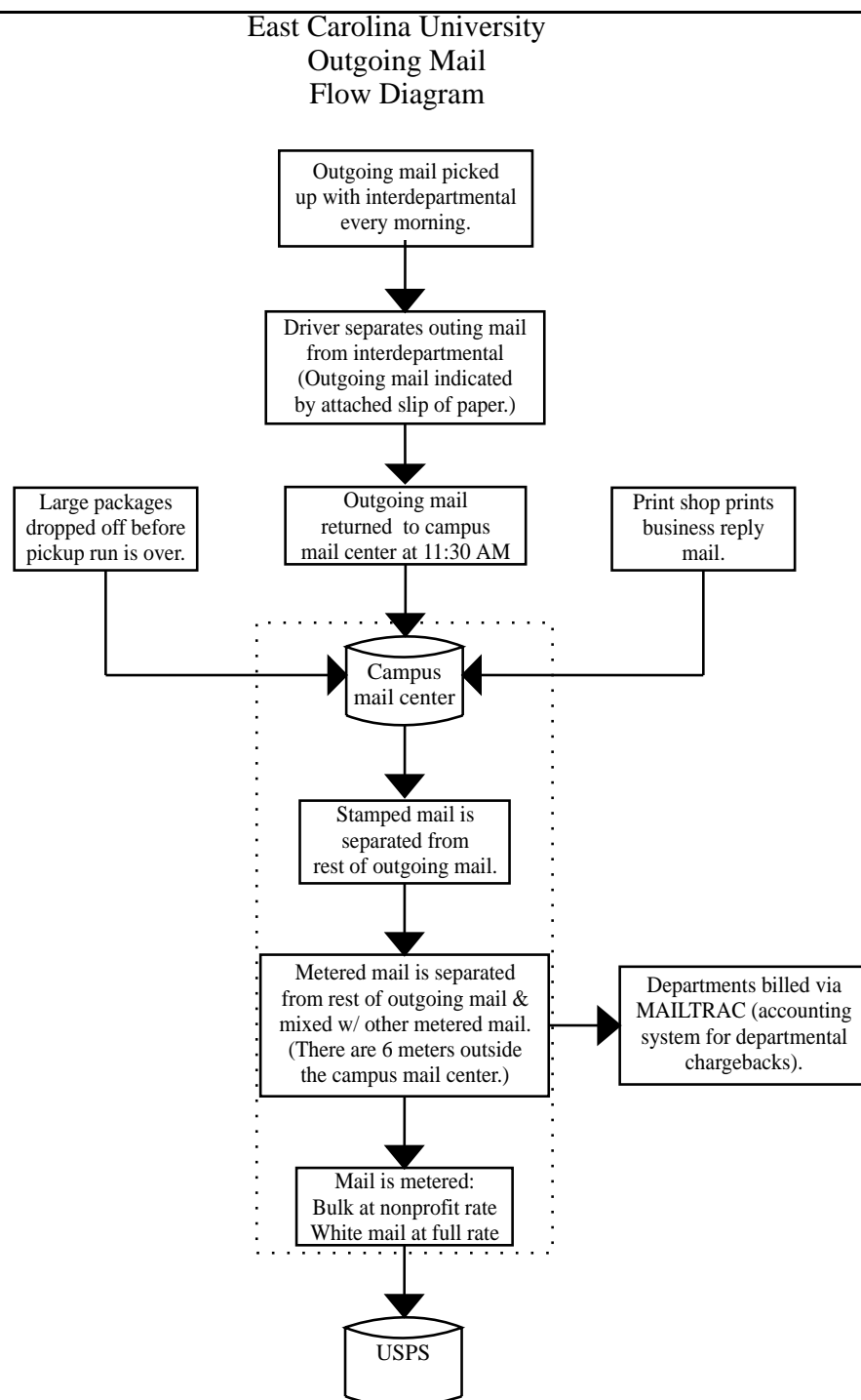


Figure 5.24: ECU outgoing mail flow model.

CAMPUS CASE STUDIES

to commit to giving ECU their mail to process. ECU would then do appropriate chargebacks to each of these colleges/universities.

5.7 State University of New York at Buffalo

5.7.1 General Information

State University of New York at Buffalo
Buffalo, NY
Campus Mail Services
Bruce Speller, Director of Campus Services

5.7.2 Introduction

The State University of New York at Buffalo (also called University at Buffalo or UB) is the largest of four university centers in the 64 campus State University of New York system.

The university is situated on two campuses about 3 miles apart. The older South Campus is an urban campus located just inside the city limits of Buffalo. For many years, the South Campus was the main UB campus. In the early 1970's, the newer North Campus was built in suburban Amherst. Over the years, most non-health related departments have moved to the Amherst Campus, leaving the South Campus as a health and medical center. The buildings on the Amherst Campus belong to one of two ZIP codes. The dormitories, including academic and administrative buildings within the dormitories, belong to one ZIP code. The main academic buildings on the North Campus belong to another ZIP code. All buildings on the South Campus belong to another ZIP code.

Campus Mail Services does not enjoy a high profile at UB. Though the mail center has more space than those at other universities, the mail flow is highly decentralized at UB. There are about 43 postage meters on campus outside the mail center. Only about 25% of UB's outgoing mail is handled by the mail center.

Since this study was conducted by researchers at UB, the researchers and the USPS were able to convince UB administration officials to take a look at Mail Operations at UB with respect to centralization and postal discounts.

5.7.3 Overview of Mail Center

The mail center processes incoming, outgoing and interdepartmental mail. In addition the mail center accounts for incoming Business Reply mail, Certified mail, Insured mail and Expedited mail.

UB's departments are visited once a day for mail drop off and pick up. There are four mail delivery routes for the campuses. In addition, there is a shuttle that visits high priority departments multiple times.

UB's mail center employs 3 supervisors, 17 full time employees and no part time or student employees.

CAMPUS CASE STUDIES

5.7.4 Mail Flow

Figure 5.25 shows the overall mail flow for SUNY-Buffalo.

5.7.4.1 Incoming Mail

The mail center receives two deliveries of mail from the USPS every day. The first delivery, which arrives at 8:30 AM from the sectional facility, consists of letter trays, flats, priority mail and parcel post. This delivery is destined for the North Campus' two ZIP codes. The mail is already separated into the two ZIP codes by the USPS.

The incoming mail of the first delivery has to be sorted beyond the ZIP code level at the mail center. The ZIP code for the main part of the North Campus has two sorting areas, one for letters and the other for flats. The other ZIP code has one sorting area for both letters and flats.

The incoming mail for the South Campus goes to a different postal station. Some of it is delivered directly to the buildings by the USPS. The dormitories on the South Campus are on this list. The USPS breaks it down by building and then it is further sorted by the dormitory staff. The South Campus incoming mail that is not delivered by the USPS is delivered to the mail center at 10:30 AM. Also in this delivery is Business Reply (for both campuses), Postage Due (also for both campuses), Certified Mail (for both campuses), Insured Mail (for both campuses), and Parcels (for South Campus). Also, there is mail that is destined for departments that the USPS handles but for some reason was not delivered.

Each department gets their mail delivered directly to them (unless they have an agreement to share with another department). The dormitories on the North Campus, usually get their mail the same day it arrives from the USPS. In many cases, the departments outside the dormitories will not receive their incoming mail until the next day.

Figure 5.26 shows the incoming mail flow for SUNY-Buffalo.

5.7.4.2 Interdepartmental Mail

The interdepartmental mail at UB is picked up along with the outgoing mail when the incoming mail is delivered to the departments. It has to be separated from some of the outgoing mail. Since many departments are visited only once daily, the turnaround time for interdepartmental mail is usually 24 hours.

Figure 5.27 shows the interdepartmental mail flow for SUNY-Buffalo.

5.7.4.3 Outgoing Mail

Outgoing mail arrives at the mail center separated into two parts. There is mail to be metered at the mail center (which is mixed with the interdepartmental mail) and there is mail already stamped or metered by the department. The former is accompanied by a slip of paper, a Campus Mail Service Requisition, indicating the department name, the account number, and mail instructions. Most of the mail is metered at First Class rate.

Figure 5.28 shows the outgoing mail flow for SUNY-Buffalo.

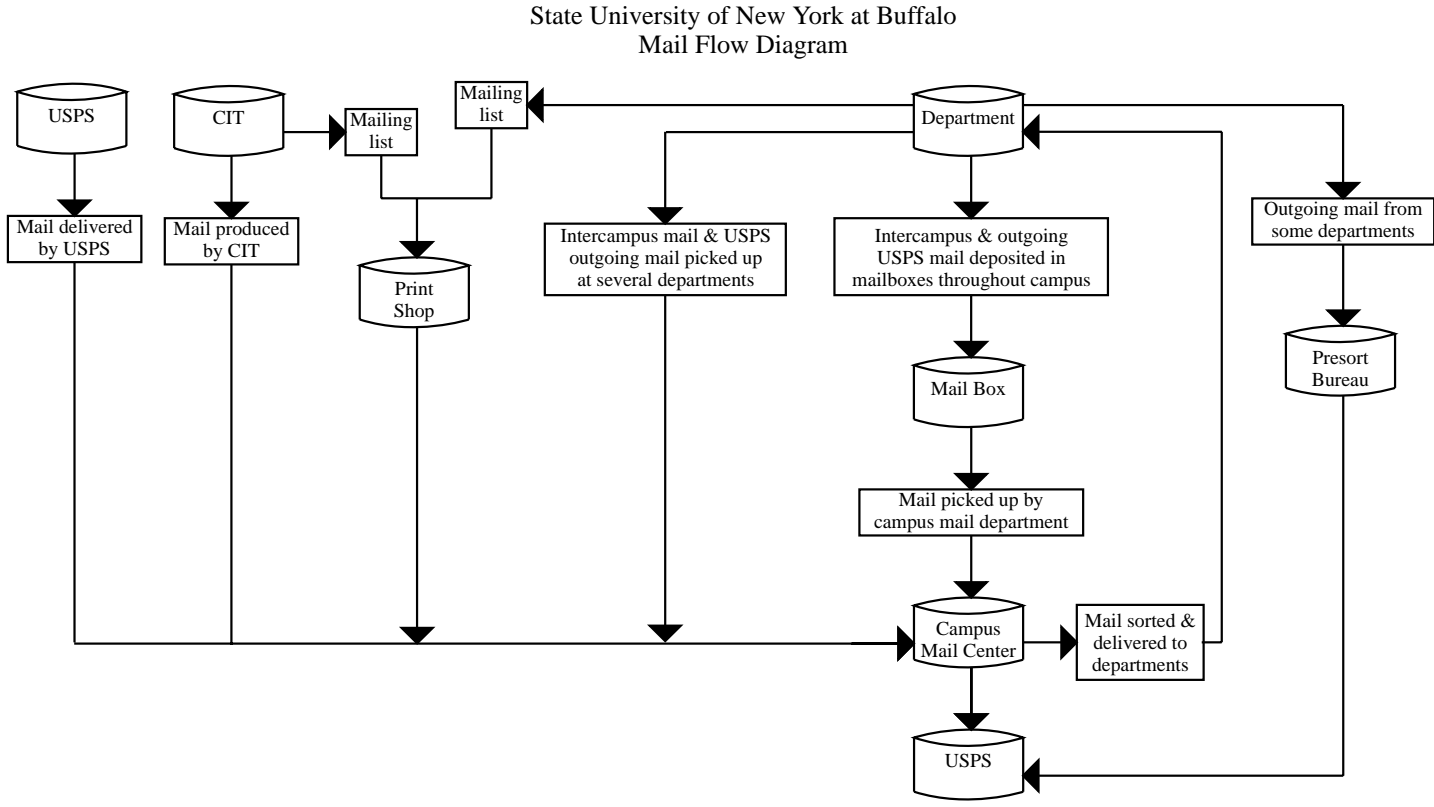


Figure 5.25: SUNY-Buffalo overall mail flow model.

State University of New York at Buffalo
Incoming Mail Flow Diagram




Figure 5.26: SUNY-Buffalo incoming mail flow model.

State University of New York at Buffalo Interdepartmental Mail Flow Diagram

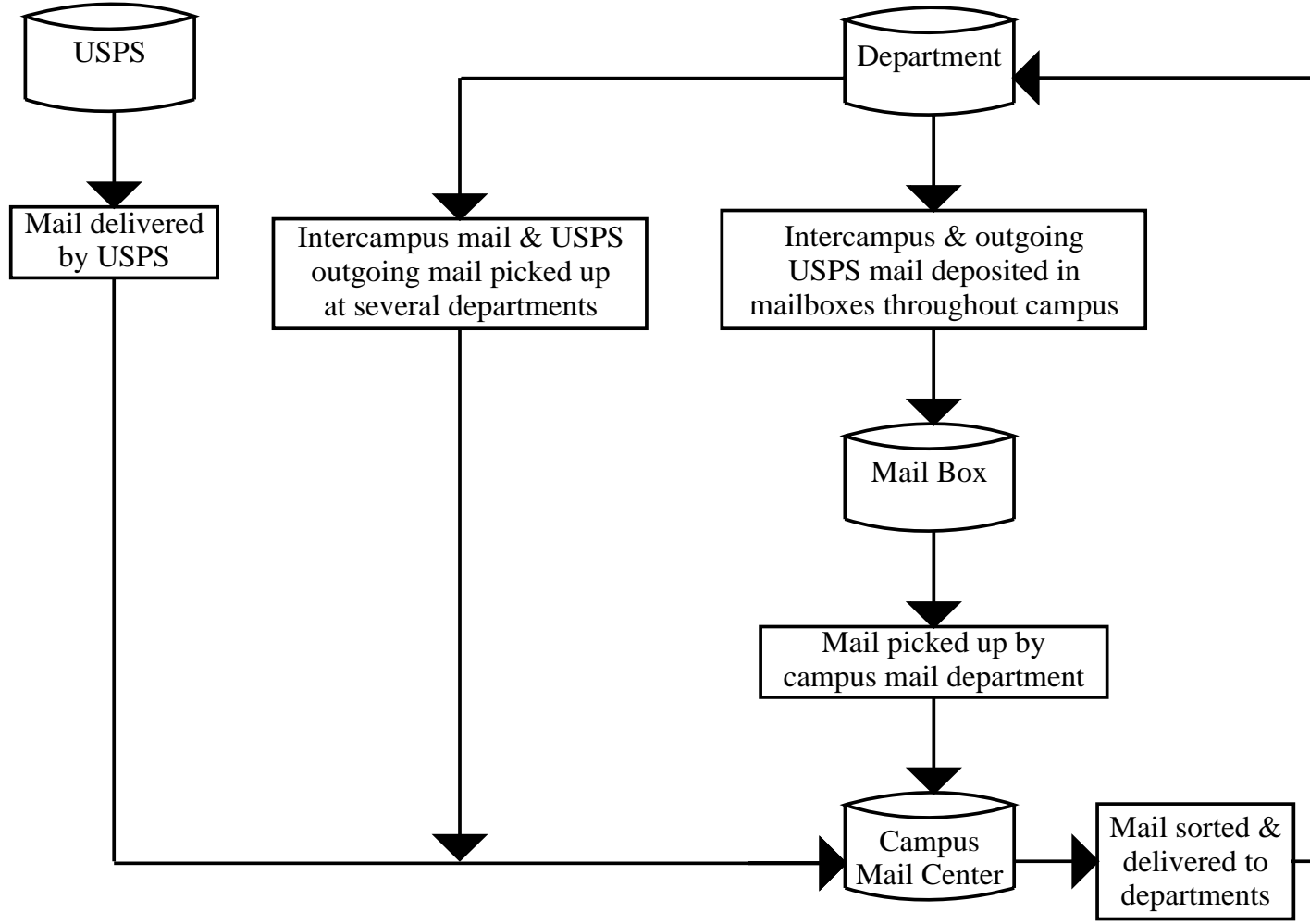


Figure 5.27: SUNY-Buffalo interdepartmental mail flow model.

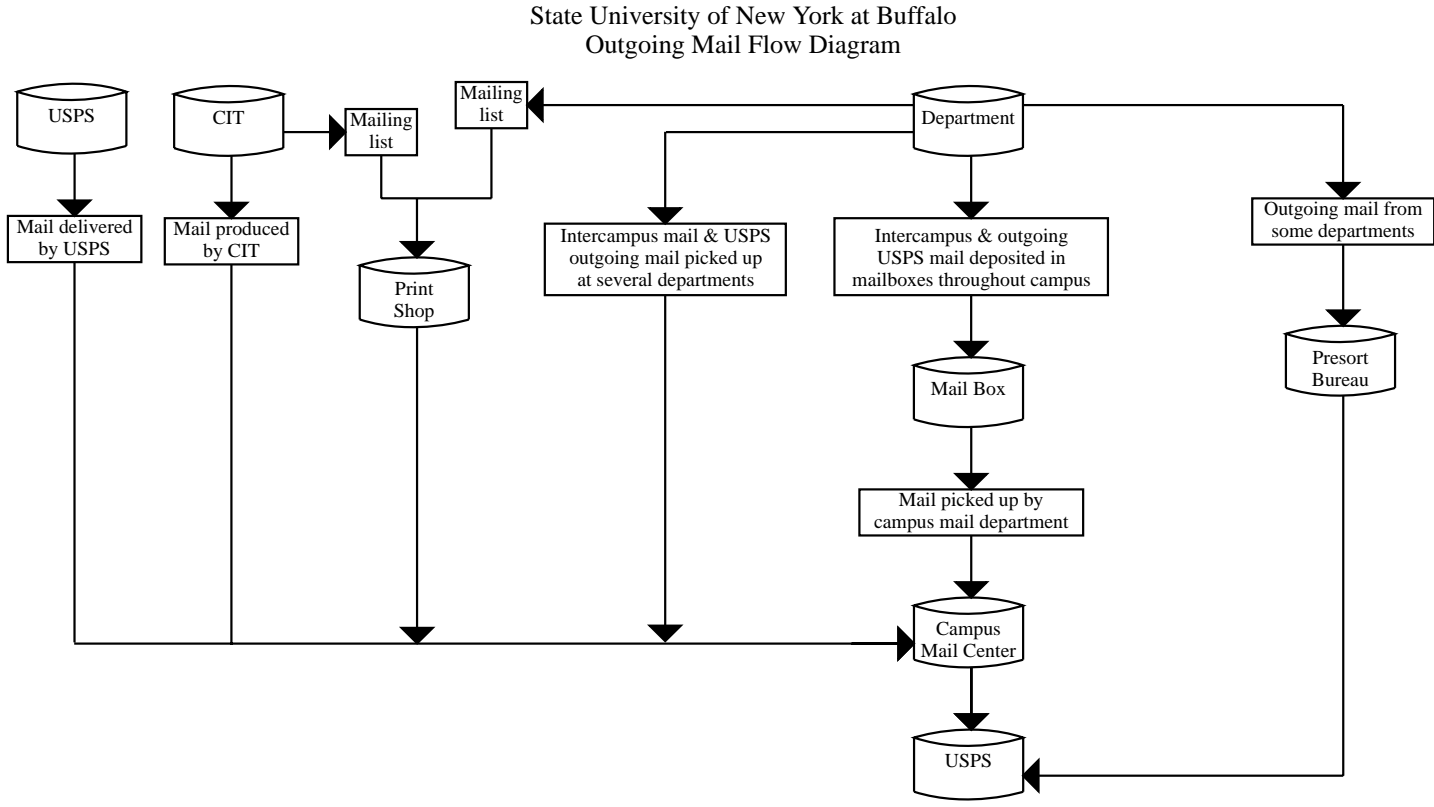


Figure 5.28: SUNY-Buffalo outgoing mail flow model.

CAMPUS CASE STUDIES

5.7.5 Other Services

There are about three deliveries of Expedited mail from the USPS daily. The paperwork to track expedited mail is extensive. There is also paperwork involved with Certified, Insured, and Postage Due mail.

One of the services provided by the mail center is to pick up a “special package” from a department if the department requests it.

The sole job of one of the mail center’s full time employees is to pick up and deliver hazardous waste material containers.

5.7.6 Unique Issues

The mail center at UB feels that it is grossly under-staffed. Due to this, if the university should start to centralize its mail, the mail center will not be prepared to meet the increased challenge.

Because of the decentralized nature of mail flow on campus it is very difficult to know what UB’s outgoing mail volume and expenditure are.

One issue that UB faces is that every day the mail center receives a bucket of mail that was originally destined for the campus, but because building names are the same as some Buffalo streets, the mail was delivered to another Post Office. That Post Office catches the error and drops off the mail at the mail center.

5.7.7 SUNY-Buffalo Mail Operation Centers

5.7.7.1 Campus Mail Center

SUNY-Buffalo’s operation is decentralized in the sense that there is a Campus Mail department, but much of the university’s outgoing mail does not pass through this Campus Mail department. Most of the outgoing mail is processed at the first class rate of \$0.32. No automation equipment is used in the processing of outgoing or incoming mail. The process is manual, with the exception of a facility known as the Campus Print & Mail Services. This facility barcodes and presorts mail received from various departments and is utilized for departmental bulk mailings. Only a small proportion of the university’s mail passes through the Print & Mail Services facility. Minimum volume requirements to use the pre-printed permit (200 for third class and 500 for first class) are the reason for the limited use. Upon completion of the mail processing at the Print & Mail Services, the mail is passed on to the Campus Mail facility which sends it out to USPS.

5.7.7.2 Campus Print & Mail Services

The Campus Print & Mail Service (CPS) at SUNY-Buffalo uses a mailing list supplied with the outgoing mail pieces to barcode and presort the mail. The hardware used for this operation consists of a PC and two printers with mail piece feeders. The software used is ArcList 2.11, and it includes the database necessary for address verification and addon lookup. ArcList is updated every four months. The afore mentioned equipment is small volume equipment and it is estimated to cost

CAMPUS CASE STUDIES

approximately \$25,000. Last year, CPS's five employees processed 1.6 million pieces of mail. This is only a fraction of the total volume of campus mail.

Departments that utilize the services provided by CPS are charged 2 to 3 cents per mail piece. There are minimum volume requirements to utilize their services. These requirements are based on whether the outgoing mail is First or Third Class. This determines which of the two permits is used by CPS. The first pre-printed permit requires a minimum of 200 mail pieces and it is used for Third Class mail. The second one is used for First Class mail and requires a minimum of 500 mail pieces.

5.7.7.3 Cost Savings

The savings outlined in Classification Reform can only be evaluated for a given university once a baseline has been established for comparison purposes. CEDAR has worked on establishing such a baseline for SUNY-Buffalo. The major difficulty encountered in establishing this baseline has been the fact that SUNY-Buffalo's mail operation is decentralized. A significant portion of the outgoing mail at the university does not go through a central agency before it is received by the USPS. Many departments have their own metering equipment. Those that do not may use USPS drop boxes instead of campus mail. Factors such as these make cost analysis a challenging task.

Based on the information that CEDAR has gathered, 43 departments (excluding the Campus Mail department) have their own metering equipment. The average cost associated with having and maintaining meter equipment (including scale and other accessories) works out to \$600.77 for these 43 departments. It should also be noted that the type of meter maintained by a given department varies depending on the volume of outgoing mail. This metering equipment does not offer any savings to the departments. Hence, this cost is one which offers no financial return. Although making use of the Campus Mail department's metering equipment seems to be a very logical option, many departments do not take advantage of this.

CEDAR has also obtained information concerning the annual postage costs for the university. Approximately \$600,000 to \$700,000 worth of outgoing mail passes through the Campus Mail department yearly. Again, as mentioned earlier, this accounts for only a small portion of the university's outgoing mail.

Breaking down the costs on a departmental basis, the two factors that must be accounted for are annual postage and the maintenance of in-house metering equipment. For the departments for which information was available, the average department that maintains a meter spends approximately 6% of their postage costs to cover the cost of in-house metering equipment. This 6% could easily be saved by sending the mail to be metered at the Campus Mail facility. Figure 5.29 gives an overview of the mail processing costs at some representative departments at SUNY-Buffalo.

In conclusion, annual postage costs at the State University of New York at Buffalo are higher than they should be. Factors contributing to this include (1) the use of in-house metering equipment by many departments, and (2) not utilizing presort and barcode discounts.

Centralizing the mail operations at SUNY-Buffalo, which involves removing the meters at all but a select few high-volume departments (e.g., Admissions, Alumni Relations, Record & Registration, etc.), and having the departments send their mail to the Campus Mail Services, may lead to significant savings. In particular, if all the outgoing white mail from the entire campus is sent

SUNY-Buffalo Departmental Metering and Postage Data

Avg. Meter Expense	\$371.05
Avg. Postage	\$6,453.22
Meter Expense as % of Postage	5.75%

Department	Meter Expense	Postage
Admissions	\$771.00	\$55,665.35
Anatomy & Cell Biology	\$237.00	\$2,250.00
Alumni Relations	\$513.00	\$48,079.56
Bio Science	\$237.00	\$1,630.84
Biochemistry	\$636.00	\$1,000.00
Chemical Eng.	\$273.00	\$4,001.47
Conferences & Special Events	\$333.00	\$1,506.09
English	\$636.00	\$4,460.19
SEAS/ENGR - Dean	\$27.75	\$2,762.89
Geography	\$237.00	\$2,405.22
University Honors Program	\$309.00	\$4,211.57
Industrial Eng.	\$636.00	\$1,339.33
International Education	\$237.00	\$1,763.27
International Health Insurance	\$237.00	\$1,750.00
Law	\$849.00	\$5,239.07
Music	\$237.00	\$1,661.19
Management	\$237.00	\$3,431.29
Math	\$636.00	\$8,000.57
Administration	\$785.00	\$3,592.33
Nursing	\$636.00	\$900.00
Oral Biology	\$237.00	\$4,020.36
Pharmaceutics	\$339.50	\$1,659.92

Figure 5.29: Mail processing costs for typical departments at SUNY-Buffalo.

CAMPUS CASE STUDIES

through the Campus Mail Center, then the mail volumes will be high enough to qualify for discounts if the mail is sent to a presort bureau for presorting. In order to handle the extra mail, however, the Campus Mail Services would require additional manpower as well as better metering equipment. Further study is required to determine the exact requirements of the Campus Mail Center, and should be done by means of a thorough internal review of mail operations at SUNY-Buffalo.

Chapter 6

Cost Benefit Analysis

The cost analysis is based on the data gathered from the survey which was sent out to over 60 colleges/universities.

The analysis divides schools into four major groups based on the total annual volume of outgoing mail:

1. Small schools: 2.25 million pieces or less.
2. Small-Medium schools: 2.25—4.75 million pieces.
3. Medium-Large schools: 4.75—7 million pieces.
4. Large schools: more than 7 million pieces.

This analysis is based on the survey, which engendered a relatively small response, and, when responses were given, were largely incomplete. This must be taken into account when considering the accuracy of the analysis, since the data from a relatively small sample group is the basis for this analysis.

The analysis is intended to be a comparative quantitative tool which, in conjunction with the case studies conducted, will act as a guide to colleges/universities having diverse operations but similar mail volume to improve their existing operations if required.

In conducting the cost analysis, the current nature of operations for schools falling into each category was investigated. Several variables were taken into consideration, such as the current operating budget (which includes machine operation/maintenance costs as well as personnel costs), current percentage of outgoing mail handled by campus mail, current mail equipment (i.e., meters, folders, tabbers, etc.) held by campus mail and other departments, the level of centralization of operations, the total current discounts which the mail operations availed of, and considered alternate means by which the campus mail center could either reduce their costs or increase their profitability.

The cost analysis, the case studies and the accompanying hardware & software charts are intended to be a guideline to schools wishing to revamp their existing operations to restructure and purchase the equipment to meet their specific needs.

COST BENEFIT ANALYSIS

The values generated are mean values except in cases where the diversity of data necessitated the choice of the modal value.

Table 6.1 gives a summary of cost savings for the four basic sizes of college/university mail operations.

CAMPUS SIZE	SMALL	SMALL/ MEDIUM	MEDIUM/ LARGE	LARGE
Outgoing First-Class Mail Volume	500,000	3,990,000	5,400,000	14,000,000
Full-Rate Postage Rate	\$160,000	\$1,276,800	\$1,728,000	\$4,480,000
Postage Savings: Presorted Rate	\$12,500	\$99,750	\$135,000	\$350,000
Postage Savings: Basic Barcode Rate	\$29,500	\$235,410	\$318,600	\$826,000
Savings (Gross) Presorted vs. Barcode *	\$17,000	\$135,660	\$183,600	\$476,000
Automation Costs	\$250 to \$900	\$30,000 to \$75,000	\$50,000 to \$94,000	\$150,000 to \$180,000
Savings (Gross) Barcode Savings **	\$28,000 to \$29,250	\$160,410 to \$205,410	\$224,600 to \$268,600	\$646,000 to \$676,000

* Costs and Savings are based on the difference between First-Class basic automation rates and the First-Class Presorted (non-automation) rates.

** Costs and Savings are based on the difference between First-Class basic automation rates and the First-Class full rates.

NOTE:

Costs and Savings will vary for different compositions of First-Class Mail, Standard Mail, and Periodicals. Annual Costs include equipment maintenance, software maintenance and subcontracting fees.

Table 6.1: Summary of cost savings for colleges/universities.

6.1 Cost Benefit Analysis: Large Schools

6.1.1 Summary

Definition: Large schools are those schools whose annual average volume of outgoing mail is larger than 7,000,000 pieces.

COST BENEFIT ANALYSIS

Outgoing Mail

On the average

1. Annual average outgoing volume handled by Campus Mail Center (C.M.): 7,000,000 – 11,215,886.
2. Percentage of outgoing mail handled by C.M.: varied from 30% to 100%.
3. Total Annual volume of outgoing mail from school: 11,000,000 – 16,022,694.
4. Total Annual Volume of outgoing white mail from school: 4,008,909.
5. 2,617,400 units of mail are sent out independently by various departments.
6. 40 – 50 meters are used independently by various departments.
7. Postage costs of Campus Mail Center: \$2,000,000.
8. Campus Mail Center metering costs: \$100,000.
9. Department postage costs: \$2,803,182.
10. Department meter rental costs: \$12,000.
11. In general white mail is sorted by a presort bureau and C.M. handles production mail.
12. In most cases C.M. can automatically burst, weigh, meter, insert, fold, label, seal and print automatically.
13. Most of the Outgoing mail goes to one particular region of the US.
14. Large lists are maintained either by C.M. or by the Computing Center.
15. Large mailings fall under the purview of C.M..
16. C.M. in general had CASS certified but not PAVE certified software to validate addresses.

Incoming Mail

1. Number of incoming U.S. Mail pieces: 9,300,000
2. Intra-Campus Mail: 2,000,000 – 4,000,000.
3. Campus Mail Center does not sort incoming mail completely.
4. Departments and offices provide the last sort to individuals.

6.1.2 Objective

- To develop a general set of recommendations for long-term and short-term management decisions associated with large Universities' postal functions and goals.

COST BENEFIT ANALYSIS

6.1.3 Outgoing Postage

- **Metered Mail**

1. Campus Mail Center metering costs: \$100,000.
2. Department postage costs: \$2,803,182.
3. Department meter rental costs:\$12,000.
4. Postage costs of Campus Mail Center: \$2,000,000.
5. Total costs :\$4,915,000.

- **Mail Operations**

1. Large school C.M. operations employed 16–27 workers and 8–27 students.
2. Annual operation budget: \$400,000 – \$500,000.
3. Currently maintains accounts with 3300 departments.
4. Operations varied from largely centralized to relatively decentralized.

6.1.4 Specific Recommendations

1. Large schools varied from relatively centralized to relatively decentralized. Those schools which were relatively decentralized were sending out a large volume of their mail at full rate.
 - Large school campus mail operations could generate the necessary volume of mail to take advantage of centralization. If large schools' campus mail operations could obtain at least 80% of the total volume of outgoing mail, they would be able to justify the necessary additional equipment/personnel to handle the larger outgoing volume, since they would be able to generate the necessary mail volume to qualify for, at the very minimum, basic automation discounts for a large volume of their mail. Given the volume of mail, 2 machines that can weigh and set postage meters in one process would increase the efficiency of their operations, accurately deduce postage and help them qualify for automated discounts. Further, with centralization and the procurement of new equipment and an additional increase of staff by at least 3 full time workers may be called for.
2. In some cases large schools used CASS certified but not PAVE certified software.
 - Further “efficiencies” could be realized if merited given the use of PAVE certified software.

6.2 Cost Benefit Analysis: Medium–Large Schools

6.2.1 Summary

Definition: Medium-Large schools are schools whose average annual volume of outgoing mail is between 4,750,000-7,000,000

COST BENEFIT ANALYSIS

On the average

Outgoing Mail

1. Average annual outgoing volume handled by Campus Mail Center (C.M.): 3,500,000.
2. Average percentage of outgoing mail handled by Campus Mail Center: 90 – 100%.
3. Total annual volume of outgoing mail from school: 5,400,000.
4. Total annual Volume of outgoing white mail from school: 1,660,701.
5. 0 – 10% mail is sent out independently by various departments.
6. 1 – 5 meters are used independently by various departments.
7. Postage costs of Campus Mail Center: \$1,234,938.
8. In some cases postage costs were determined manually, in other cases metering and weighing were automated.
9. Campus Mail Center metering costs: \$30,000.
10. Department postage costs: \$1500.
11. Department meter rental costs: \$1500.
12. C.M. in general sorts outgoing production mail. White mail, on the other hand, is sorted 50% of the time by a presort bureau, and 50% of the time is not sorted.
13. Generally C.M. can automatically weigh, burst, meter, insert, fold, label, seal and print.
14. Sorting, presorting, mail consolidation, traying and bagging are done manually.
15. Most of the outgoing mail goes to one particular region of the U.S.
16. Lists are maintained either by the Computing Center or by the individual departments.
17. Individual departments have their own lists.
18. Campus Mail Center does not have any software to track change of address.

Incoming Mail

1. Number of incoming U.S. Mail pieces: 3,500,000.
2. Campus Mail sorts incoming mail by building.
3. Departments and offices provide the last sort to individuals.

COST BENEFIT ANALYSIS

6.2.2 Objective

- To perform an objective analysis of the current state of mail operations for large-medium schools.
- The evaluation was based on available data from the survey.
- To evaluate existing resources, facilities and regulations at the University's Campus Mail Center and policies relating to the University postal operation.
- To develop recommendations for long-term and short-term management decisions associated with the University's postal functions and goals.

6.2.2.1 Outgoing Postage

- **Metered Mail**

- Campus Mail Center metering costs: \$30,000.
- Department postage costs: \$1500.
- Department meter rental costs: \$1500.
- Postage costs of Campus Mail Center: \$1,234,938.
- Total costs: \$1,267,938

- **Mail Operations**

1. Employs 1 supervisor, 8 full time, 3 part time and 19 students.
2. Annual variable (i.e. wages) operation budget: \$225,500.
3. Currently maintains accounts with 600–1000 departments.
4. Operations are largely centralized.
5. White mail either goes out at full rate or is presorted by a presort bureau.
6. Address quality is ensured infrequently and software is neither CASS nor PAVE certified.

6.2.3 Specific Recommendations

1. The university's mailing lists in general are mainly maintained by the Computing Center and individual departments.
2. The lists are not frequently updated to ensure address quality.
3. 5–6% of outgoing mail is returned undeliverable as addressed. **Annual average cost to university due to undeliverable mail: \$63,396.**

Recommendation

- Mailing lists should be merged and centralized. Lists should be arranged in ZIP+4.

COST BENEFIT ANALYSIS

- List maintenance should be ensured using CASS and PAVE certified software.
 - Assuming that address maintenance reduces undeliverable mail by 50%, savings to university from Address Quality Maintenance = \$31,698.
4. If outgoing mail passing through Campus Mail Center is metered at the discretion of the individual departments then methods should be undertaken to ensure that metering so done is “sensible.” i.e., outgoing mail should be metered at the discretion of the departments with the recommendations of the Campus Mail Center.

Recommendation

- Individual departments have to be made aware of the various options available with regard to mailing. Further, any savings made due to “efficient” postage could be redirected to the department as an incentive to save.
 - Campus mail could make available printed material to further educate departments with regard to mail operations and potential savings *vis-a-vis* correct identification of the class of outgoing mail.
5. Approximately 0–5% of outgoing mail is handled independently by various departments who either meter at full cost or subcontract directly to independent contractors.
6. In some cases C.M. does not presort outgoing white mail.

Recommendation

- C.M. should either presort or subcontract. Since current campus mail operations do not presort and 45–50% of the outgoing mail from the university is white mail, the minimum savings to the university with non automated presort is: $\$1,660,701 * (0.32 - 0.295) * 0.5 = \$20,758$.
1. Savings due to merging of lists based on ZIP+4 and address quality maintenance: \$31,698.
2. Savings due to sorting white mail: \$20,758.

Total gross savings on outgoing mail: : \$52,456.

6.3 Cost Benefit Analysis: Small–Medium Schools

6.3.1 Summary

Definition: Small-Medium Schools are schools whose total annual volume of outgoing mail is 2,250,000 – 4,750,000.

Note: In cases where data about mail volume was not supplied, we assume a school to be small if student population is less than 15000.

COST BENEFIT ANALYSIS

On the average

Outgoing Mail

1. Mean annual outgoing volume handled by Campus Mail Center (C.M.): 1,596,000.
2. Percentage of outgoing mail handled by Campus Mail Center: 40%.
3. Total annual volume of outgoing mail from schools.: 3,990,000.
4. Total annual Volume of outgoing white mail from schools: 696,000.
5. 2,394,000 units of mail on average are sent out independently by various departments.
6. More than 100 meters on average are used independently by various departments.
7. Annual average postage costs of Campus Mail Center: \$1,200,000.
8. Campus mail metering costs: \$50,000.
9. Department postage costs: \$1,800,000.
10. Department meter rental costs: \$300,000.
11. C.M. does not sort outgoing white mail. In general outgoing mail (white and production) is sorted by a presort bureau.
12. Currently C.M. can automatically meter, insert, fold, and address.
13. Most of the Outgoing mail goes all over the U.S.
14. Individual departments have their own lists.
15. Campus Mail Center does not have any software to track change of address.

Incoming Mail

1. Generally speaking, there is one drop off point in each building. Generally speaking, packages are delivered to the specific department.
2. Campus Mail Center does not sort incoming mail completely.
3. Departments and offices provide the last sort to individuals.

6.3.2 Objective

- To evaluate existing resources, facilities and regulations at the university's Campus Mail Center and review policies relating to the university postal operation.
- To develop recommendations for long-term and short-term management decisions associated with the university's postal functions and goals.

COST BENEFIT ANALYSIS

6.3.3 Outgoing Postage

- **Metered Mail**

1. Campus Mail Center metering costs: \$50,000.
2. Department postage costs: \$1,800,000.
3. Department meter rental costs: \$30,000.
4. Postage costs of Campus Mail Center: \$1,200,000.

- **Mail Operations**

1. Operations are largely decentralized.
2. White mail goes out at full rate.

6.3.4 Specific Recommendations

1. A significant percentage of outgoing mail is returned “Undeliverable As Addressed”.

Recommendation

- Mailing lists should be merged, centralized, and arranged in ZIP+4 order.
 - List maintenance should be ensured using CASS and PAVE certified software.
2. Outgoing mail passing through Campus mail is metered at the discretion of the individual departments.

Recommendation

- Outgoing mail should be metered at the discretion of the departments with the recommendations of Campus Mail.
 - Individual departments have to be made aware of the various options available with regard to mailing. Further, any savings made due to “efficient” postage could be redirected to the department as an incentive to save.
 - Campus Mail Center could make available printed material to further educate departments with regard to mail operations and potential savings *vis-a-vis* correct identification of the class of outgoing mail.
3. Approximately 60% of outgoing mail is handled independently by various departments who either meter at full cost or subcontract directly to independent contractors.
 4. C.M. does not presort outgoing white mail.
 5. Individual departments meter their own mail.

Recommendation

- Weighing and metering mail should be undertaken at C.M. Mail should be weighed and metered automatically so that correct postage is affixed.

COST BENEFIT ANALYSIS

- (a) Departmental meter rental costs: \$30,000.
- (b) Amount of funds held dormant on meters by individual departments on average per year: \$30,000.
- (c) Number of meters held by individual departments: 100.
- (d) Average interest lost due to dormant funds: $\$30,000 \times (0.05) = \1500 .
Savings due to centralization of operations and removing meters from individual departments = \$61,500.

6.3.4.1 Investment costs to implement Centralization and Address List maintenance

- 1. Expected daily increase in volume of outgoing mail handled by C.M.: 40%.
- 2. There are various brands of equipment available that seal, weigh and meter on the fly, and also have the ability to generate reports. They process approximately 90 pieces of mail per minute.
- 3. Equipment Purchase Cost: \$24,000.
- 4. Equipment Maintenance Costs: \$7000.

6.4 Cost Benefit Analysis: Small Schools

6.4.1 Summary

Definition: Small schools are those schools whose annual average volume of outgoing mail is less than 2,250,000 pieces.

On the average

Outgoing Mail

- 1. Annual average outgoing volume handled by Campus Mail Center (C.M.): 2,000,000.
- 2. Percentage of outgoing mail handled by Campus Mail Center: 90-100%.
- 3. Total annual volume of outgoing mail from schools: 2,000,000.
- 4. Total annual Volume of outgoing white mail from schools: 560,000.
- 5. 0-10 units of mail are sent out independently by various departments.
- 6. 0-5 meters are used independently by various departments.
- 7. Postage costs of Campus Mail Center: \$140,000.
- 8. Campus Mail Center metering costs: \$8000.
- 9. Department meter rental costs :\$1500.

COST BENEFIT ANALYSIS

Incoming Mail

1. Number of incoming U.S. Mail pieces: 1,200,000.
2. Intra-campus mail: 14,000.

6.4.2 Outgoing Postage

- **Metered Mail**

1. Campus Mail Center metering costs: \$8000.
2. Department postage costs: 0.
3. Department meter rental costs: \$1500.
4. Postage costs of Campus Mail Center: \$140,000.
5. Total cost: \$149,500

- **Mail Operations**

1. Employs 3 full-time and 1 part-time workers.

6.4.3 Specific Recommendations

Recommendation

- Assuming that address maintenance reduces undeliverable mail by 20%, savings to university from Address Quality Maintenance = \$3400.

Recommendation

- Campus Mail Center could make available printed material to further educate departments with regard to mail operations and potential savings *vis-a-vis* correct identification of the class of outgoing mail.

6.4.3.1 Investment costs to implement centralization and address list maintenance

1. Expected increase in daily volume of outgoing mail handled by C.M.: 20%.

Net annual savings from outgoing mail alone due to centralization of operations and elimination of “inefficiencies”: \$ 3400.

COST BENEFIT ANALYSIS

6.5 Cost Benefit Analysis: SUNY-Buffalo

6.5.1 Summary

Outgoing

1. Annual outgoing volume handled by Campus Mail Center (C.M.): 330,000.
2. Percentage of outgoing mail handled by Campus Mail Center: 20-30%.
3. Total annual volume of outgoing mail from UB: 1,650,000.
4. Total annual Volume of outgoing white mail from UB: $0.5 \times 1,650,000 = 825,000$
5. 1,320,000 units of mail are sent out independently by various departments.
6. 26–50 meters are used independently by various departments.
7. Postage costs of Campus Mail Center: \$197,000.
8. Campus Mail metering costs: \$330,907.
9. Department postage costs: \$613,000.
10. Department meter rental costs : \$42,000.
11. C.M. does not sort outgoing white mail.
12. Currently C.M. can automatically weigh, meter, insert, fold, label and print.
13. Most of the outgoing mail goes to one state.
14. The Computing Center and the Personnel Department maintain centralized lists.
15. Individual departments have their own lists.
16. The large lists are sorted alphabetically and NOT by ZIP+4.
17. Large mailings are handled by Print & Mail Services.
18. Campus Mail Center does not have any software to track change of address.

Incoming

1. Number of incoming U.S. Mail pieces: 5,350,000.
2. Intra-campus mail: 4,786,630.
3. USPS Delivery 1 consists of mail that goes to ZIP codes 14260 and 14261. These are already separated from one another.
4. Generally speaking, there is one drop off point in each building. Generally speaking, packages are delivered to the specific departments.

COST BENEFIT ANALYSIS

5. Campus Mail Center does not sort incoming mail completely.
6. Departments and offices provide the last sort to individuals.

6.5.2 Objective

- To perform an objective analysis of the current state of mail operations at the State University of New York at Buffalo.
- To evaluate existing resources, facilities and regulations at the university's Campus Mail Center and review policies relating to the university postal operation.
- To develop recommendations for long-term and short-term management decisions associated with the University's postal functions and goals.

6.5.3 Scope of Study

This review is intended to be a comprehensive examination of communication methods within the University utilizing Campus Mail, domestic US mail, Express Mail and parcel delivery services. The study will involve a review and analysis of University departmental usage of these services.

6.5.3.1 Outgoing Postage

- **Metered Mail**

1. Campus Mail Center metering costs: \$ 330,907.
2. Department postage costs: \$ 613,000.
3. Department meter rental costs: \$ 42,000.
4. Postage costs of Campus Mail Center: \$ 197,000.
5. Total costs: \$1,182,907.

- **Mail Operations**

1. Employs 17 full time workers.
2. Annual operationl budget: \$401,000.
3. Currently maintains accounts with 300 departments.
4. Operations are largely decentralized.
5. White mail goes out at full rate.
6. Address quality is ensured infrequently, using GROUP 1 software. This is CASS but not PAVE certified.

COST BENEFIT ANALYSIS

6.5.4 Specific Recommendations

1. The university's mailing lists are currently mainly maintained by the Computing Center and the Personnel Department.
2. The lists are sorted alphabetically.
3. The lists are not frequently updated to ensure address quality.
4. 5% of outgoing mail is returned "Undeliverable As Addressed".

Cost to university due to undeliverable mail:

$(\$613,000 + \$197,000) * 0.05 = \$40,500.$

Recommendation

- Mailing lists should be merged, centralized, and arranged in ZIP+4 order.
 - List maintenance should be ensured using CASS and PAVE certified software.
 - Assuming that address maintenance reduces undeliverable mail by 50%, savings to university from address quality maintenance = \$20,250 per year.
5. Outgoing mail passing through Campus Mail Center is metered at the discretion of the individual departments.

Recommendation

- Outgoing mail should be metered at the discretion of the departments following the recommendations of the Campus Mail Center.
 - Individual departments have to be made aware of the various options available with regard to mailing. Further, any savings made due to "efficient" postage could be redirected to the department as an incentive to save.
 - Campus mail could make available printed material to further educate departments with regard to mail operations and potential savings *vis-a-vis* correct identification of the class of outgoing mail.
6. Approximately 80% of outgoing mail is handled independently by various departments who either meter at full costs or subcontract directly to independent contractors.
 7. C.M. does not presort outgoing white mail.

Recommendation

- C.M. operations should be more centralized so that C.M. can either presort or subcontract. Since current campus mail operations do not presort, and 50% of the outgoing mail from the university is white mail, the minimum savings to the university with non-automated presort is: $\$825,000 * (0.32 - 0.295) * 0.5 = \$10,312.50$ per year.
8. Individual Departments meter their own mail.

Recommendation

- Weighing and metering mail should be undertaken at C.M. Mail should be weighed and metered automatically so that correct postage is affixed.

COST BENEFIT ANALYSIS

- (a) Departmental meter rental costs: \$42,000.
- (b) Amount of funds held dormant on meters by individual departments on average per year: \$200.
- (c) Number of meters held by individual departments: 30–50.
- (d) Average Interest lost due to dormant funds: $40 * (0.05) * 200 = \$400$. Savings due to centralization of operations and removing meters from individual departments = \$42,000.

Total Savings due to elimination of incorrect practices:

- 1. Savings due to merging of lists based on ZIP + 4 and address quality maintenance: \$20,250.
- 2. Savings due to centralization of operations:
 $0.5 * \$825,000 * (0.32 - 0.295)$ [white mail 1 oz, presort] + 42,000 [meter rental] =
 $\$10,312.50 + \$42,000 = \$52,312.50$ per year.

Total Gross Savings on outgoing mail: $\$52,312.50 + \$20,250 = \$72,562.50$ per year.

6.5.4.1 Investment costs to implement Centralization and Address List maintenance

- 1. Expected increase in volume of outgoing mail handled by C.M. daily: $(1,650,000 * 0.80) / 280 = 4714$.
- 2. Solution: Equipment that seals, weighs and meters on the fly, and also has the ability to generate reports. Such equipment processes approximately 90 pieces of mail per minute.
- 3. Equipment Maintenance Costs: \$7000 per year.

Total Costs due to implementation of plan

Weighing/metering equipment + Equipment Maintenance Costs = $\$24,000 + \7000

Cost of equipment annualized over 5 years = $\$24,000 / 5 = \4800

Thus, total annual costs = $\$4800 + \$7000 = \$11,800$

Net Savings per year from outgoing mail alone due to centralization of operations and elimination of “inefficiencies”:

Net Savings = Total Gross Savings - Total Costs due to implementation of plan = $\$72,562.50 - \$11,800 = \$60,762.50$.

Chapter 7

Operational Recommendations

7.1 General Recommendations

In the course of our study of college/university mail operations, it became apparent that there are several high-level recommendations that can be made regarding college/university mail operations that will help mail managers get the most out of the resources available to them.

First, all college/university mail managers should consider becoming members of one of the mailer associations that have been created specifically to help college/university operations become standardized. Regional associations include ACUMS, UMMA and CUMSA, and the national organization which now looks after the college/university mail managers' concerns is NACUMS (National Association of College/University Mail Services).

Another very useful resource for college/university mail managers is CUNIMAIL, the mailing list created by Lou Eichler of the University of Iowa. CUNIMAIL is an extremely useful tool for mail managers to exchange ideas about their operational procedures, equipment, software, specific needs, etc., and mail managers can get valuable feedback from others who are dealing with similar issues and problems in their mail operations.

The role of local USPS representatives cannot be overestimated. It is important for college/university mail managers to establish a meaningful dialogue with their local USPS account representative and/or district manager in terms of what the needs of the campus mail system are, and what type of short-term and long-term plans should be drawn up to best deal with and take advantage of the services being provided by the USPS.

The success of a college/university mail operation rests to a large extent on how effectively the costs are tracked. A good accounting system is critical to the enhancement of a mail operation, not only in terms of providing reliable data for budgetary purposes but also for long-range scheduling and planning. Cost scheduling should be done on a regular basis, and employee benefits should be included in those costs.

Good management is perhaps the most important requirement for a college/university mail center. Each of the successful campus mail centers studied for this project owed their success to the competence and expertise of their mail service manager/director. In several cases, the college/university conducted its own study on how to improve its mail operations, and then hired

OPERATIONAL RECOMMENDATIONS

a mail service manager/director with a proven track record to step in and effect the changes. In a few other cases, the mail manager/director initiated the changes themselves by presenting their case effectively to the college/university administration.

The studies found that centralization of mail operations contributes greatly to costs savings and improved control over the mail operations in colleges/universities. In fact, campuses where the mail manager/director has total control over all outgoing and incoming mail, as well as the power of final approval of all subcontracting services utilized by campus departments, show the most effective management of mail and hence optimum cost savings, since extra or duplicated expenses (departmental postage meters, fixed costs associated with subcontracting services, duplicated list management, etc.) are eliminated or curtailed.

7.2 Management Actions

Some management actions that are recommended for mail managers are:

- Become THE consultant on campus for all things mail related.
- Conduct audits on campus of mailing patterns/operations; use internal people/students, USPS, vendors.
- Reduce the number of postage meters, in some cases drastically.
- Consolidate mailing lists through merge/purge; higher densities imply more worksharing.
- Re-invest savings into updating mail center operations/equipment
- Create a campus mailing guide.
- Centralize mail center as the ONE place to mail. This reduces the number of mail centers on campus, and addresses the deferred maintenance issue.
- Hold campus training programs; it raises your image and their knowledge.
- Always talk in terms of ROI to your decision-makers.
- Experiment and test, rather than just implement; this helps with budget and “politics”.

7.3 Available Resources

There are several types of resources available to the college/university mail manager to help them improve their mail operations and save costs. Some of them are explained below:

- The U.S. Postal Service home page on the World Wide Web (<http://www.usps.gov>) provides a variety of information on issues and regulations concerning mail services, policies and rates, and also contains an address verification facility.

OPERATIONAL RECOMMENDATIONS

- CEDAR has developed a unique and powerful National Address Server on the World Wide Web (<http://www.cedar.buffalo.edu/adserv.html>) that provides a comprehensive service for address verification. Using this service, one can enter a U.S. address, and the system will do the following:
 1. verify/correct the address
 2. generate the ZIP+4 add-on
 3. generate a delivery-point barcode
 4. allow the address and barcode to be printed on an envelope
 5. generate maps showing the exact location of the given address
- NACUMS (National Association of College/University Mail Services) is a national association that was formed with the goal of helping mail managers at colleges/universities throughout the country to improve their mail operations and maximize their cost savings. Their home page on the World Wide Web (<http://violet.berkeley.edu:4238/>) gives details of their activities and how to contact them.
- CUNIMAIL (College and University Mail) is a networking forum which brings together many resources of knowledge about mail (Campus, USPS, Parcel/Express, etc.). The philosophy of CUNIMAIL seeks to determine available options and effective solutions to mail problems. Information about CUNIMAIL, and how to join it, is available through the World Wide Web (<http://violet.berkeley.edu:4238/cunimail.html>) or by sending e-mail to Louis R. Eichler, CMDSM at lou-eichler@uiowa.edu.
- The U.S. Postal Service has several other resources to help campus mail center managers deal with Classification Reform. They include the following:
 - National Customer Support Center (1-800-238-3150)
 - Classification Reform Hotline (1-888-432-5187)
- USPS Mail Flow System/Classification Reform diskette: This will be released in late 1996 / early 1997, and will allow mail managers and campus administrators to conduct their specific cost analysis and return-on-investment analysis by plugging in their own figures, and also to evaluate the savings to be achieved by centralization of mail operations.
- USPS publications such as the *Memo to Mailers* and the *Mailroom Companion* keep mail managers up-to-date on regulations and procedures that enable the USPS to process mail more efficiently.

Chapter 8

Conclusions

This study of college/university mail operations demonstrates that mail processing operations vary considerably among campuses depending upon their size, mail volume, campus structure, etc. However, distinct patterns found among the campus mail centers enabled the mail processing operations to be divided into four levels based on student population and mail volume. As the cost analysis shows, it is possible for colleges/universities at each of these levels to benefit greatly from Classification Reform by taking advantage of the work sharing discounts offered by the USPS.

Depending upon the level of mail operation, the recommended procedures for white mail and for production mail may differ in order to get the maximum benefits from the new postal rates and required quantities. Centralization of mail operations is highly recommended, as is an effective accounting system to track costs and generate reports. Communication between mail managers, through CUNIMAIL and NACUMS, is also highly encouraged, and will lead to an exchange of ideas for improvements in mail operations. Effective management of the mail center is also seen as very desirable, and will enhance the visibility of the mail center within the campus, thus making it easier to get campus administration to pay attention to the unique needs of a college/university mail center. Several useful resources are also available, from the USPS and elsewhere, to help campus mail managers and administrators to make informed decisions that will allow them to get the most benefits out of Classification Reform as well as run the campus mail center efficiently and in a cost-effective manner.

As far as processing of different types of mail is concerned, it is recommended that small colleges subcontract both their white mail processing as well as their production mail processing, since it is most likely that they will not be able to afford the cost of new equipment. Small-medium campuses should subcontract their white mail processing but buy some basic equipment for in-house production mail processing. Medium-large schools can afford to buy more equipment for in-house production mail processing but may still need to subcontract their white mail. Large universities typically have the mail volumes as well as the financial resources to invest in equipment such as MLOCs for in-house white mail processing, as well as high-speed equipment for production mail processing.

It should be noted that the individual choices made by a college or university depends upon their specific mail volumes, budgetary constraints, etc. The recommendations should be used as guidelines to help determine the level of operation into which a specific college/university may fall,

CONCLUSIONS

and the appropriate numbers in the assumptions of mail proportions/distributions may be modified in order to get a close match to the campus's own mail mix.

In conclusion, Classification Reform heavily rewards centralization and automation in mail processing, and the recommendations in this report are intended to guide colleges and universities toward making better decisions about their campus mail processing operations to maximize the work sharing discounts that they can obtain from the USPS.

Appendix A

Campus Mail Facility Fact Finder

Tables A.1, A.2, A.3, A.4, A.5, A.6, A.7, A.8, and A.9 on the following pages show the individual pages of the Campus Mail Facility Fact Finder.

CAMPUS MAIL FACILITY FACT FINDER

CEDAR - SUNY at Buffalo / U. S. Postal Service **Campus Mail Facility Fact Finder**

I. General Information:

<i>About yourself</i>			
Name			
Title			
Address			
Telephone	Fax:		
Can we use your name/title in our report?	(Circle One)	Yes	No
<i>About your Campus Mail Manager (if different than above)</i>			
Name			
Title			
Address			
Telephone	Fax:		

II. College/University (C/U) Information:

Name of C/U:			
<i>C/U Population</i>			
Students:			
Faculty/Staff:			
Campus Location (Circle One)	Urban	Suburban	Rural
Distance from nearest Support Services (in miles)	Letter Shop:	Presort Bureau:	
Distance from nearest USPS general mail facility (in miles)			
Is your campus mail operation centralized?	(Circle One)	Yes	No
If decentralized, please explain:			
Number of departments on campus:			
<i>Please list the names and distance (in miles) of the 3 colleges/universities closest to your campus.</i>			
C/U 1	Name:	Distance:	
C/U 2	Name:	Distance:	
C/U 3	Name:	Distance:	

CAMPUS MAIL FACILITY FACT FINDER

III. Campus Mail Center* Employee Information:

Number of daily shifts in operation at Campus Mail Center			
Number of employees (headcount):			
Supervisors:	Full Time:	Part Time:	Students:
Total salary for all Campus Mail Center employees:			
Average non-supervisory employee salary:			

* For this section as well as for all other sections in this survey, if C/U mail operations are divided in any manner (e.g., Campus Mail Center is physically separate from the Print & Mail Services Dept.), then please use figures from each dept. as appropriate.

IV. General Mail Information:

Number of Incoming U.S. Mail Pieces handled by the Campus Mail Center							
Daily Avg.:		Monthly Avg.:		Annual Avg.:			
Number of Outgoing U.S. Mail Pieces handled by the Campus Mail Center							
Daily Avg.:		Monthly Avg.:		Annual Avg.:			
Postage Cost of Outgoing U.S. Mail Pieces handled by the Campus Mail Center							
Daily Avg.:		Monthly Avg.:		Annual Avg.:			
Number of Internal Campus Mail Pieces handled by the Campus Mail Center							
Daily Avg.:		Monthly Avg.:		Annual Avg.:			
Percentage of C/U's outgoing mail that is handled by the Campus Mail Center		0 50-60	0-10 60-70	10-20 70-80	20-30 80-90	30-40 90-100	40-50 100
Number of Postage Meters on campus other than in the Campus Mail Center		0	1-5	6-10	11-25	26-50	51-100 >100
Composition of Outgoing Mail Pieces handled by the Campus Mail Center							
	Envelopes	Flats	Parcels	Postcards	Catalogs	Other:	
Incoming	%	%	%	%	%	%	
Outgoing	%	%	%	%	%	%	

CAMPUS MAIL FACILITY FACT FINDER

V. Specific U.S. Outgoing Mail Information:

Information on the different classes of outgoing U.S. mail handled by the Campus Mail Center.
Please enter numbers for average volume of White and Production Mail

Classes → Info ↓	WHITE MAIL*	PRODUCTION MAIL**		
	Desktop	1 st Class	Standard Class	Non Profit
Volume (# mailpieces)				
Daily Avg				
Monthly Avg				
Annual Avg				
Postage Costs (Dollars)				
Daily Avg				
Monthly Avg				
Annual Avg				

* "White" mail is defined as non-barcoded, non-presorted singular pieces of 1st class mail.

** "Production" mail is defined as mailings generated from mailing lists & destined for a large quantity of addresses.

VI. Weighing:

Are you currently using a scale to weigh your mail? (Circle One)				Yes	No
If so, how? (Circle One)				Manual	Semi-automatic
				Automatic	
What percentage of your mail accounts for the following weights?					
1 oz:	2-16 oz:	>16 oz:	> 15 lbs:		
Do you currently use any rate charts?					
Which special services offered by the Post Office does your C/U utilize? (Circle all applicable)					
Bulk Rate		Bar Code Discounts		Pre Sort Discounts	

CAMPUS MAIL FACILITY FACT FINDER

VII. Mailing List Generation:

Is the Campus Mail Center responsible for large mailings?	(Circle One)	Yes	No
If not, who is?			
Are mailing lists merged from other depts./sources?	(Circle One)	Yes	No
If so, what software (if any) is used for this purpose?			
Do you currently maintain your mailing list on a computer?	(Circle One)	Yes	No
If so, please explain.			
How large is your database?			
Do you currently utilize any mail list software or database programs?	(Circle One)	Yes	No
If so, what type?			
How do you print envelopes?			
Are any methods in place to ensure the accuracy of your database?	(Circle One)	Yes	No
If so, please explain.			
Method utilized by your C/U to address large mailings: (Circle all that apply) <small>Note: If more than one applies, please indicate approximate percentages for each.</small>			
Labels	Laser Printed Envelopes	Handwritten	Typewritten
			Laser Printed documents with window envelopes
The primary destination of your large mailings is: (Circle One)			
One town	Spread across the entire U.S.	Large metropolitan area	One state
			One particular region of the U.S.
What percentage of your mail comes back "Undeliverable as Addressed"?			
Which of the following applies to most of your addresses? (Circle One)			
ZIP + 4	Delivery Point Bar Code	Neither	

VIII. Account Tracking

How does the Campus Mail Center track expenditures?	(Circle one)	Individual Persons	Departments	Whole Campus
Number of accounts currently tracked?				
Does Campus Mail Center charge back the entity (individual/dept.) sending the mail?	(Circle One)	Yes	No	
Is the Campus Mail Center a profit center?	(Circle One)	Yes	No	
Is the logging process automatic or manual?	(Circle One)	Automatic	Manual	

Table A.4: Campus Mail Facility Fact Finder, Page 4

CAMPUS MAIL FACILITY FACT FINDER

IX. Address List Management

Is the Campus Mail Center responsible for address list management?		(Circle One)	Yes	No
If not, list all departments that are?		(Circle All Applicable)	Computer Center	Other
If other, please explain.				
List Maintenance				
Does the campus have centralized list(s)?		(Circle One)	Yes	No
If so, who maintains the list(s)?			Print Shop	Campus Mail Center
			Computing Center	
Other (please explain):				
Where are the mailing list(s) stored?				
Mainframe/mid-range computer		PC/Mac	Not computerized	
Do individual departments have their own list(s)?		(Circle One)	Yes	No
Software				
Is accuracy of new/existing addresses validated regularly?		(Circle One)	Yes	No
What address management software is used to ensure address quality?				
Is the software CASS Certified?		(Circle One)	Yes	No
Is the software PAVE Certified?		(Circle One)	Yes	No
What method(s) do you use to incorporate change of address data into your database?				
NCOA	ACS	ACR	FastForward	Other (Please explain)

Table A.5: Campus Mail Facility Fact Finder, Page 5

CAMPUS MAIL FACILITY FACT FINDER

X. Large Mailings

Is the Campus Mail Center responsible for large mailings?		(Circle One)		Yes	No		
If not, who is?							
<i>Information on the Campus Mail Center's three largest mailings</i>							
1							
Volume	Number of Mailpieces:		Number of times per year:				
Postage	Per piece:		Total Postage:				
Mail Class	(Circle One)						
	White Mail	Production 1 st Class	Production Standard Class	Production Non Profit			
Destination	(Circle One)						
	One Town	Large Metro Area	One State	Region of Country	Whole Country	Inter-national	U.S and Inter-national
2							
Volume	Number of Mailpieces:		Number of times per year:				
Postage	Per piece:		Total Postage:				
Mail Class	(Circle One)						
	White Mail	Production 1 st Class	Production Standard Class	Production Non Profit			
Destination	(Circle One)						
	One Town	Large Metro Area	One State	Region of Country	Whole Country	Inter-national	U.S and Inter-national
3							
Volume	Number of Mailpieces:		Number of times per year:				
Postage	Per piece:		Total Postage:				
Mail Class	(Circle One)						
	White Mail	Production 1 st Class	Production Standard Class	Production Non Profit			
Destination	(Circle One)						
	One Town	Large Metro Area	One State	Region of Country	Whole Country	Inter-national	U.S and Inter-national

Table A.6: Campus Mail Facility Fact Finder, Page 6

CAMPUS MAIL FACILITY FACT FINDER

XI. Campus Mail Center Equipment

	Make	Model	Qty.	Cost (\$)	Acquired within past 2 years?	Throughput *	
						Actual	Max.
Postage meters							
1.							
2.							
Inserters							
1.							
2.							
Tabbers							
1.							
2.							
Folders							
1.							
2.							
Labelers							
1.							
2.							
MLOC							
1.							
Scales							
1.							
2.							
Printers							
1.							
2.							
Personal Computer							
1.							
2.							
Integrated Equipment #							
1.							
2.							
3.							
Other							
1.							
2.							

* Throughput is defined as the number of pieces processed per hour

Integrated equipment comprises any equipment that performs multiple tasks, such as folding and inserting.

CAMPUS MAIL FACILITY FACT FINDER

XII. Sorting

How long does it take to sort outgoing mail by size & weight?			
If outgoing <i>white</i> mail is presorted, who presorts it? (Circle One)			
Not Presorted	Campus Mail Center	Presort Bureau	Other (Please explain)
If outgoing <i>production</i> mail is presorted, who presorts it? (Circle One)			
Not Presorted	Campus Mail Center	Presort Bureau	Other (Please explain)
How is <i>incoming</i> mail sorted? (Circle One)			
By Zip + 4	By Dept./Bldg. Name	Other (Please explain)	

XIII. Outgoing Mail Processing Tasks

	Manual or Automatic (Circle One)	People Assigned	Avg. time per task
Bursting	M A		
Folding	M A		
Inserting	M A		
Collating	M A		
Sorting By weight	M A		
Metering	M A		
Sealing	M A		
Pre Sort(bulk, zip+4, etc.)	M A		
Addressing	M A		
Mail Consolidation	M A		
Account Chargeback	M A		
Document Preparation	M A		
Traying/Bagging	M A		
Wrapping (Width of Paper)	M A		

CAMPUS MAIL FACILITY FACT FINDER

XIV. Daily Postage Expenditures

Postal/Meter Costs			
How do you determine the class of an outgoing mail piece?			
Is rate shopping done to determine the least expensive way to send mail? If so, how?	(Circle One)	Yes	No
How often, on the average, is the meter filled?			
How much postage is in the meter on average?			
How are postage costs tracked?			
How is the correct postage determined?			
How are individual departments' postage costs controlled?			
How are postage expenses tracked?			
How long does it take to manually log the postage used?			

XV. Miscellaneous

<p>What impact has Classification Reform had on Campus Mail operations? (use additional sheets if necessary)</p>
<p>What mail related services are provided to the college/university by external businesses that can be provided by the Campus Mail Center at competitive costs? (use additional sheets if necessary)</p>
<p>Please provide any information unique to the operation of the Campus Mail Center that has not been covered in this questionnaire. (use additional sheets if necessary)</p>
<p>Additional Comments: (use additional sheets if necessary)</p>

Appendix B

Departmental Mail Operations Fact Finder

Tables B.1 and B.2 on the following pages show the individual pages of the Departmental Mail Operations Fact Finder.

DEPARTMENTAL MAIL OPERATIONS FACT FINDER

CEDAR - UNIVERSITY AT BUFFALO UB Departmental Mail Operations Fact Finder

<i>About yourself</i>	
Name:	
Title:	
Address:	
Telephone:	Fax:

<i>Departmental Information</i>	
Name of Department:	
Number of Students:	Number of Faculty/Staff:

<i>Mail Volumes</i>	
Estimated Number of Outgoing U.S. Mail Pieces generated by the department	
Daily Average:	Monthly Average:
Estimated Postage Cost of U.S. Mail Pieces generated by the department	
Daily Average:	Monthly Average:
Estimated Number of Internal Campus Mail Pieces generated by the department	
Daily Average:	Monthly Average:

<i>Large Mailings</i>		
Does the department send out any large mailings? <small>(Circle One)</small>	Yes	No
If so, how many pieces are in the average large mailing?		
Do you use the services of an outside vendor for these large mailings?	Yes	No
If so, who?		

<i>Mail Processing Information</i>		
How do you determine the class of an outgoing mail piece?		
Do you use rate charts? <small>(Circle One)</small>	Yes	No
Is rate shopping done to determine the least expensive way to send mail? <small>(Circle One)</small>	Yes	No
How often, on the average, is the meter filled?		
How much postage is in the meter on average?	\$	

Page two ➡

Table B.1: Departmental Mail Operations Fact Finder, Page 1

DEPARTMENTAL MAIL OPERATIONS FACT FINDER

Mailing Lists		
Do you currently maintain your mailing list on a computer? <small>(Circle One)</small>	Yes	No
If so, what type of machine is it on? <small>(Circle One)</small>		
Mainframe/mid-range computer	IBM PC Compatible	Macintosh
Do you utilize mailing list software or database programs? <small>(Circle One)</small>	Yes	No
If so, what are they?		
Are mailing lists merged from other departments/sources? <small>(Circle One)</small>	Yes	No
If so, what software (if any) is used for this purpose?		
How large (how many names on) your mailing list?		
Are any methods in place to ensure the accuracy of your database? <small>(Circle One)</small>	Yes	No
What percentage of your mail comes back "Undeliverable as Addressed"?		

Mail Processing Equipment								
	Make	Model	Qty	Purchase or Lease Cost (\$)	Purchased or Leased (P or L)	Acquired w/in past 2 years?	Throughput Actual Max.	
Postage Meters								
Scales								

Table B.2: Departmental Mail Operations Fact Finder, Page 2

Appendix C

Available Mail Automation Equipment

Tables C.1, C.2, C.3, C.4, C.5, C.6, and C.7 on the following pages show a list of available hardware for automation.

MAIL AUTOMATION EQUIPMENT

Address/Barcode Printers				
Manufacturer	Model	Throughput (pieces/hr)	Control	
BUSKRO	BK-600 Ink Jet Image System		PC	12 foot conveyer belt available Color (one at a time): red, blue, green, black
	BK-400 Ink Jet Image System	20,000	Keypad & LCD	6 foot conveyer belt standard 12 foot conveyer belt available
	BK-400IS Inline Ink Jet Image System	20,000	Keypad & LCD	In-line for production facilities
Datatech	DP1170	1,000	PC	
	DP1175	2,000	PC	
	DP1185-E	2,280 high res. 3,000 near letter quality	PC	Prints bar-codes
	DP1190	5,000	PC	
	DP1195	10,000		
	BOS 12K	12,000 draft		
	Bryce 16K	14,000 - 3x5 16,000 draft	Standalone	Inline operation w/ Kirk Rudy, Cheshire, FBM, & others
	Bryce 20K	20,000 draft		
Pitney Bowes	AddressRight W890	12,000		Prints bar-codes
	AddressRight W800	10,000 envelopes 12,000 post cards	PC	Prints bar-codes
	AddressRight W700	5,000 envelopes 5,200 post cards 3,500 flats		Prints bar-codes
RENA	DA-600	5,000		Prints bar-codes
	DA-606	6,000		Prints bar-codes
	DA-307	10,000		Prints bar-codes
	DA-306	7,000		Prints bar-codes
MCS, Inc.	MCS/MT661/691	55,000 (Cheshire labels)		
	MT350/360	8,000 (Cheshire labels)		
	TCP 625	12,000 (4-up)		
	Inkjet Pro	20,000	PC	

Table C.1: Automation Hardware (Address/Barcode Printers)

MAIL AUTOMATION EQUIPMENT

Folders				
Manufacturer	Model	Throughput (pieces/hour)	Types of Folds	Notes
Bell & Howell	Ranger	N/A	Half, letter, Z-folds, double-Z, triple-Z, double parallel	Standalone
Profold, Inc.			Any imposition folds	
Pitney Bowes	1810 Office Holder	2,400 (single sheets)	Z, half, C, double	5.5"x8" to 8.5"x14" stock
	1890 Folder	30,000	Single, parallel letter, accordion, double parallel	up to 11"x17" stock
	FD30 Desktop Folder	10,000	Half, Z, accordion, standard, letter, double parallel	up to 9" x 14" stock
	FD40 Tabletop Folder	20,000 (8.5" x 11")	Single, double parallel, letterfold, Z, Z w/ margin	3.5"x3.5" to 12"x17"
GBR Systems Corp.	415 Smart Feeder/Folder	12,000	N/A	Continuous Forms
	420 Smart Feeder/Folder	21,000	N/A	
	MULTIPL1 354	30,000	N/A	
	MULTIPL1 384/464	25,000	N/A	
Neopost	MULTIPL1 232	8,000	N/A	
	PF45	10,000	One, Two, End, Secretarial, legal-size, oversize, & more	9" x 14"
	PF65	10,000	One, Two, End, Secretarial, legal-size, oversize, & more	17" x 22"

Table C.2: Automation Hardware (Folders)

MAIL AUTOMATION EQUIPMENT

Inserters				
Manufacturer	Model	Throughput (pieces/hour)	Duty	Notes
Bell & Howell	MasterMailer III	6,250	Medium to Heavy	Flexible 4, 6, 8 station (std) w/ additional stations optional
	Mailstar 500 Mail Processing System	10,000	Heavy	Interfaces w/ Xerox 4125 high speed laser printer Can support over 12 stations
Bowe Systec, Inc.	Bowe 151	13,000	Heavy	Single operator, fully automated trays
	Bowe 201	6,000		Interfacing w/ 4888 Modular Document Processing Unit create very robust unit.
	Bowe 253	7,200	Small to Medium	Small footprint.
	Bowe 507	7,000	Medium to Heavy	Microprocessor controlled
	Bowe 450	6,800	Medium to Heavy	Designed for 9x12 flats
COPE Inc. - Kern AG	COPE Universal Inserter	Variable	Medium	Highly flexible in terms of size of stock handled
	COPE 1013 Flats Inserting System	4,000	Small to Medium	
	COPE 1069 Inserting System	6,000	Medium	
	Kern 2500	7,200	Medium	
	Kern 3000	26,000	Heavy	Ideal for large jobs
	Kern 686, 658, 656, 606	8,000	Medium	Highly flexible. Upgradable

Table C.3: Automation Hardware (Inserters)

MAIL AUTOMATION EQUIPMENT

Inserters/Folders				
Manufacturer	Model	Throughput (pieces/hour)	Stations	Duty
PFE International Inc.	Autamailer 1	2,500	N/A	Medium
	Autamailer 1 I.S.	3,000	2	Medium to Heavy
	Autamailer 2E	3,500	4	Heavy
	Autamailer 3	4,000	8	Heavy
	Autamailer 3 I.S.	4,000	Configurable (1-8)	Heavy
	Jumbo Autamailer 1	1,800		Light to Medium
	Minimailer 1	1,800	1 1/2	Light to Medium
	Minimailer 2	1,800	1-2	Light to Medium
Ascom Hasler	Smart Start I Desktop Mail Inserter	1,800	2	Light
	Smart Start II Desktop Mail Inserter	N/A	2	Light to Medium
Francotyp-Postalia	Model 2500	1,100	5	Light
Datatech	Model 2520	1,800	2	Light to Medium
Standard Register	Office Mailer™ 700	2,500	2	Medium

Self-Mailers							
Manufacturer	Model	Throughput (pieces/hr)	Glues	Folds	Perforates	Printer Interface	Notes/Features
Bowe Systec, Inc.	FlexiSealer 10000	10,000	x	x	x	x	Connects to burster or cutter Fold types: single, wrap, Z-fold
BAUM USA	Spot Gluer	15,000	x				Interfaces w/ folder
GBR Systems Corp.	401S	19,000	x	x	x		Accepts 8 1/2" x 11" to 8 1/2" x 14" stock
	401XP	15,000	x	x		x	Interfaces w/ 2 or 3 high speed laser printers Accepts up to 8 1/2" x 14" stock Standard & complex folding capabilities
	GBR 2320 Multiseal	12,000	x	x	x	x	Interfaces with 2 or 3 printers Fold types: C- and Z-
Standard Register	505/605	5,000	x	x			Low Volume
	609E	9,000	x	x	x	x	Medium to High Volume

Table C.4: Automation Hardware (Inserters/Folders and Self-Mailers)

MAIL AUTOMATION EQUIPMENT

Postage Meters					
Manufacturer	Base	Meter	Throughput (pieces/hour)	Manual/ Automatic Feed	Notes/Features
Ascom Hasler	Model 101	133 741TMS	2,400	Manual	Sealer not standard
	System 320 & 320i	13313 13863 16413 16463 17563	10,200 (std) 12,000 (opt)	Semi (std) Auto (opt)	320 equipped only for mechanical meters; 320i interfaces w/ electronic meters
	System 337	13313 13863 16413 16463 17563	10,200 (std) 12,000 (opt)	Semi (std) Auto (opt)	Cost accounting feature allowing chargebacks to 800 different depts.; Built-in printer delivering management reports
Francotyp- Postalia	7510	7100	3,600	Manual	7510 includes tape dispenser
	7512	7200			7512 seals
	7513	7100 7200	3,600	Semi	Includes sealer
	7515	7100 7200	6,000	Auto	Includes sealer & tape dispenser
Friden/Neopost	9000	9212 9212A	2,400	Manual	Low volume model which includes sealer
	SM56	9250 series 9260 series	3,600	Manual	Model can be interfaced w/ electronic scale
	SM52PL	9247 9247A 9248 9248A	3,600	Semi	Cannot be interfaced w/ electronic scale.
	SM78PLX	9250 series 9260 series	6,000	Semi	Advanced jam detection features & diagnostics
	SM52AL	9247 9247A 9248 9248A	6,000	Auto	Cannot be interfaces to a scale
	SM78ALX	9250 series 9260 series	10,200	Auto	Capable of interfacing with electronic meter; Advanced jam detection features & diagnostics
	SM943	9250 series 9260 series	13,200	Auto	Power stacker & console are standard.
Pitney Bowes	E200	All P.B. meters	1,500	Manual	Semi-automatic tape dispenser
	E500	All P.B. meters	3,600	Manual	Semi-automatic tape dispenser
	E510	All P.B. meters	3,600 - 4,800	Semi	Ideal for moderate workloads
	E680	All P.B. meters	9,000	Auto	Often bundled with Datapost 10 advanced mailing scale & A900 Postage By Phone meter

Table C.5: Automation Hardware (Postage Meters)

MAIL AUTOMATION EQUIPMENT

Postage Meters					
Manufacturer	Base	Meter	Throughput (pieces/hour)	Manual/ Automatic Feed	Notes/Features
Pitney Bowes	U560	All P.B. meters	10,200	Auto	Basic accounting feature (when interfaced w/ appropriate electronic meter); Large capacity tape roll; Advanced electronic control panel; Wide letter deck; Automatic ink priming
	Model 5600	All P.B. meters	10,500	Auto	Few features, but heavy-duty
	6105 Mailing System	All P.B. meters	12,600	Auto	Handles up to 11"x17" stock Designed to cope w/ volumes close to that of the Paragon, but lacks some automation features
	USS5 Paragon	E100 E101	14,400	Auto	Power stacker (std); Advanced accounting package w/ reporting printer; Platform scale for off-line weighing of small parcels; WOW (weigh- on-the-way) of parcels up to 11 oz.

Table C.6: Automation Hardware (Postage Meters) [continued]

MAIL AUTOMATION EQUIPMENT

Scales					
Manufacturer	Model	Capacity	Display	Electronic	Features
Francotyp-Postalia	FP-5L	5 lb.	Rate	x	
	FP-5	5 lb.	Rate	x	Interfaceable w/ FP T-1000 meter
	FP-15	15 lb.	Rate	x	Interfaceable w/ FP T-1000 meter
Ascom Hasler	Smart Series™ Scales	5, 10, 30, 100 lb.	Weight	x	Space saving profile
	Model MP2	2 lb	Rate	x	Ideal for small office
	Model MP10	10 lb	Rate	x	Ideal for small/medium office; Compact
Neopost	7450 Electronic Postage Scale	5 lb	Rate	x	Space saving Manual entry up to 10 lb. Interfaces w/ Neopost meters
	SE75	10 lb	Rate	x	Upgradable to 30 or 100 lb; Interfaces w/ Pitney Bowes or Neopost meters
	SE85	30 lb	Rate	x	Upgradable to 100 lb., Interfaces w/ Pitney Bowes or Neopost meters
	SE95	100 lb	Rate	x	Interfaces w/ Pitney Bowes or Neopost meters
MOS	MPS-30	30 lb	Rate	x	Interfaces w/ meter Interfaces w/ computer
	MPS-10	10 lb.	Rate	x	Ideal for small to medium office
Pitney Bowes	DATAPOST 10	10 lb	Rate	x	Interface w/ Pitney Bowes meters Accounting options allow recording of scale activity
	DATAPOST 100	100 lb	Rate	x	Interface w/ Pitney Bowes meters Accounting options allow recording of scale activity
	EMS-1	1 lb	Rate	x	
	EMS-2	2 lb	Rate	x	
	B560	3, 5, or 10 lb	Rate	x	Interface w/ Pitney Bowes meters

Table C.7: Automation Hardware (Scales)

Appendix D

Available Mail Processing Software

Tables D.1 and D.2 on the following pages show a list of available software for automation.

MAIL PROCESSING SOFTWARE

Company	Product	Platform				Operating System	Description
		M	W	F	PC		
ACOM Computer, Inc.	QuickBar 400		x	x	x	OS/400, System/36, SSP, System/38 CPF, DOS	Provides barcode & label production using an AS/400.
BCC Software	Mail Manager 2000				x	DOS 3.2 or higher	Mail management software available in three different levels: basic, professional, & advanced. Features range from 1 st & 3 rd class automation presorts, multiple SCF, BMC & DDU destination entry discounts, barcode capabilities, and address merge/purge/duplicate identification/duplicate elimination at the most basic level. Professional & advanced versions provide all basic features with the addition of many other features including the ability to perform 2 nd class presorts, insert signatures, logos, & indicia, import USPS CDS files, & saturation walk sequence presorts.
BCC Software	ZCR 2000				x	DOS 3.2 or higher	Adds ZIP+4 & carrier route information. Also standardizes address lists (applicable to a wide variety of formats). Produces USPS form 3553.
Group 1 Software, Inc.	Automated System for Advanced Printing (ASAP)	x				MVS	Works in conjunction with electronic printing technology to produce customized business communications & streamline document production.
	CODE-1 Plus	x				VM, MVS, VSE, DEC VAX/VMS, OS/400, IBM RS/6000, HP 3000 & 9000	Standardizes & corrects US addresses & corrects, confirms, or adds postal codes including Zip, Zip +4, carrier route, & delivery point barcodes.
	DbLinks	x			x	MVS, OS/2, OS/400, Unix, DOS	Client-server document preparation system transforms routine printing applications into personalized communications. WYSIWYG interface.
	ArcList		x		x	DOS 3.1 or higher	Presorts mailings automatically to qualify for USPS carrier route, ZIP+4, barcode & other discounts. Prints USPS certified barcodes (including 11 digit) & generates data needed to fill out postal forms.
	MailStream Plus	x				MVS	Presorts 1 st , 2 nd , 3 rd , & 4 th class mail automatically in accordance with USPS regulations.
Future Computer Systems, Inc.	JetCASS	x			x	Platform dependent	Whether operating as a standalone operation or integrated with existing software, JetCASS will perform mailing list management, correcting & standardizing addresses.
Future Computer Systems, Inc.	JetMail	x			x	Platform dependent	An addressing, labeling, & sorting package, JetMail will produce either a data file for print file of the mailing database, sorted to USPS required sorts in preparation for barcode printing. Capable of integrating with existing software packages.
MCS, Inc.	PreSort Pro			x	x	Windows	Presorts 1 st & 3 rd class bulk mailing, prints POSTNET barcodes according to USPS regulations, adds ZIP+4, & prints a 3602 form & labels.

Table D.1: Automation Software Available (Page 1).

MAIL PROCESSING SOFTWARE

Company	Product	Platform				Operating System	Description
		M	W	F	PC		
MCS, Inc.	Presort Pro				x	DOS 3.1-6.22 & Windows 3.1	Presorts 1 st & 3 rd class letters, card, & flats including carrier route, ZIP+4, & barcoded automation discounts. Supports SCF, BMC & DDU destination entry discounts & nonprofit rates. Also will produce completed 3600/3602 form w/ all required documentation, tray, sack, & mailing labels
Mailer's Software	Mailer's + 4				x	Windows 3.1 or higher	Verifies addresses & add ZIP+4; Code 2 line addresses; Presort 1 st & 3 rd class mail; Provides ZIP codes or Addresses in radius from any center point in US; Presorts list for correct bulk mail center or sectional center facility; Eliminates duplicates; Prints labels/envelopes w/ POSTNET barcodes; Prints bag tags & tray labels; Appends standard industrial classification to business records in a mailing list; Appends geographical data & congressional districts to mailing list; Verifies & updates phone numbers; Parses name & address fields; Formats to allow fields (supporting dBase & fixed length ASCII); Demographic profiling
	Mailer's Lookup				x	Windows 3.1 or higher	Provides an interface to verify addresses on an individual basis. The user enters an address & the program returns the correct ZIP+4, county, telephone area code & time zone.
USPS	ZIP+4 Lookup	x	x		x	WWW access w/ HTML browser software package	Web based application which allows the user to enter an address & submit it to the USPS's National Address Database. The corrected address & ZIP+4 Code is returned.

Table D.2: Automation Software Available (Page 2).

Appendix E

Other Colleges/Universities Studied

Several other college/university mail operations were also studied during the initial phase of this project, which was undertaken between February 1996 and May 1996. The operations of these schools **at that time** are described in the following sections. Note that these schools were studied before Classification Reform was implemented, and therefore operational changes due to Classification Reform had not yet taken place. However, many of these schools were planning for changes at that time in order to maximize their discounts.

E.1 Rochester Institute of Technology (RIT)

The RIT Mail & Reprographic Services (MRS) acts as liaison between other departments at RIT and USPS. Thus, it has a very high level of control in terms of what mail can be sent out and what cannot. It is the only department in RIT which has access to meters. Also, RIT has only one mail permit, which is controlled by MRS.

RIT has the same zip code as Henrietta, the nearest city to RIT. To make delivery easier, MRS has created their own addresses on campus using building name or street name and box number.

MRS picks up incoming mail twice a day with extended van/small truck from their USPS Contract Station. The station serves business as well as academic mail. MRS's staff then sorts the incoming mail manually and deliver them as they pick up the outgoing mail.

RIT separates its outgoing mail into the following categories:

White Mail

Each RIT department's outgoing mail that is picked up daily is sorted sequentially according to a list of departmental accounts. This account list is used for tracking the charges. The mail is then metered using Pitney Bowes 6100 Meters. Attached to the meter is Datapac Minipac that keeps track of the charges made, based on the sequence in the list of accounts. The letters are metered at 27.4c instead of 32c.

The metered mail is then sent to Unimail, a local presort agency, for presorting and barcoding. A data-sheet is used to keep track of how many mailpieces are being sent to Unimail. Unimail then

OTHER COLLEGES/UNIVERSITIES STUDIED

bills RIT weekly.

Production Mail

RIT departments have 3 choices regarding production mailings:

1. They can ask any printing service to print their articles and have them sent to RIT Mail Service. RIT Mail Service will then insert the different articles using Pitney Bowes 3166 inserter. At the same time, the mailing list will be presorted using Mail Manager 2000. The mail will then have the addresses printed and 11-digit barcoded using Cheshire 596 and Cheshire 553 Inkjet and Barcoder. The majority of the mail (92%) has their addresses sprayed using the inkjet. The rest 8% of mail are labeled using Accufast XL pressure sensitive labeler. RIT will only presort/barcode if the volume is above 2500, since they think that the cost for presorting anything less than 2500 pieces is more than the postage saving.
2. Similar to (1), but rather than asking other print services, the departments will ask RIT Reprographics Services to print the articles.
3. Departments can also ask the Computing Center to print their articles and have them sent to RIT Mail Service to be processed. RIT Mail Service will then meter the mail and send it to Unimail to be presorted and barcoded. Some RIT departments do not want to maintain their own mailing list and instead ask the Computing Center to do it for them.

Figure E.1 illustrates the RIT mail operation.

Throughput

The RIT Mail Service throughput of all classes of mail per year is \$5 million. They saved \$20,000–\$30,000 per year by presorting the mail through Unimail, and saved an additional \$35,000 by barcoding the bulk mail. However, these savings do not consider the personnel cost, since they considered the personnel as a fixed cost and they considered themselves as a cost center.

RIT has their international mail handled by DHL currently. The throughput is 33,000 pieces annually, which amounts to \$75,000–\$100,000 in postage.

Besides their Mail Service, RIT also has printing services. The printing service is treated as a separate cost center. It handles office stationary: letterhead, envelopes, brochures, info flyer, 3-4 color works, etc.

Equipment

Of the \$5 million, throughput from Cheshire 596 & 553 ink jet and barcoder alone per year is \$3.5 million (bulk mailing). These ink jet and barcoder can handle up to 7000 mailpieces per hour, about 30,000 – 35,000 mailpieces per day, with a maximum load of 50,000. The Mail Manager 2000 and the inkjets roughly cost around \$100,000. With a savings of \$35,000 last year, the cost of the machines can be justified in about 4 years.

OTHER COLLEGES/UNIVERSITIES STUDIED

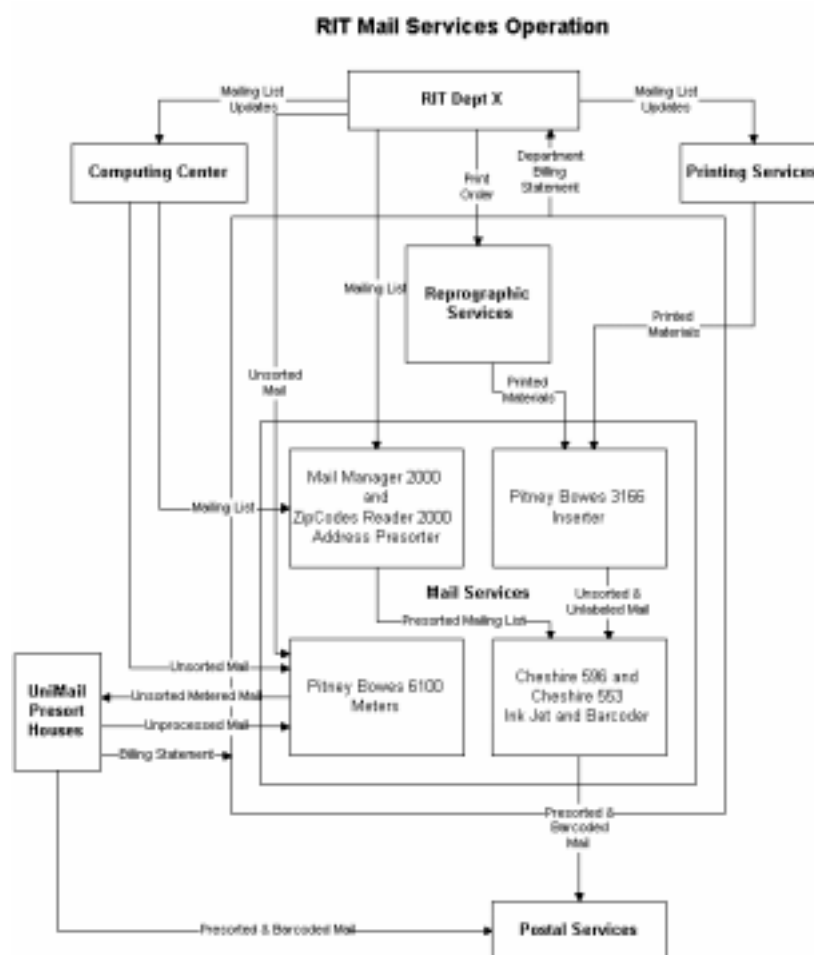


Figure E.1: RIT mail operation model.

OTHER COLLEGES/UNIVERSITIES STUDIED

Their Pitney Bowes 3166 inserter can insert up to six pages at one time. Throughput of this inserter is 4500-5000 mailpieces per hour.

The Mail Manager 2000 accepts diskettes and magnetic tapes containing mailing lists in ASCII / EBCDIC format.

Personnel

To operate the Mail Service, RIT has the following staff:

- 1 production supervisor
- 4 full time staff members
- 8-10 students, working approximately 12 hours/week

E.2 D'Youville College, Buffalo, NY

D'Youville College, with about 1800 student population, has their outgoing mail operations highly centralized through Campus Mail. With the exception of some large mailings from the Admissions department, all outgoing US mail must go through Campus Mail. Departments are billed once per month by Campus Mail for meter and indicia postage. Large mailings from the Admission department are usually subcontracted.

D'Youville breaks down their mail into three categories:

Regular first class: All regular first class mail (white mail) is delivered to Campus Mail by the individual departments. Once at Campus Mail it is metered at full first class rates. None of the white mail is barcoded. None of the white mail gets presorted, except when combined with a "first class presort" mailing

first class presort: first class presort mail is a large mailing generated by a single department. The department that generates the mailing is responsible for mail contents and for printing or labeling the mailing address onto the mail piece. That department is also responsible for presorting their mailing to the 5 digit level. Once the presorted mailing is received by Campus Mail, regular first class mail will be combined and sorted with it to save postage on that mail as well. Adding in the regular first class helps to achieve the required minimum of 500 pieces. They never have trouble reaching the 500 piece minimum. This mail is metered at the first class presort rate of 27.4 cents per piece. If a campus department plans on doing a first class presort mailing, it must notify Campus Mail one week in advance.

third class bulk: third class bulk mail is a large mailing generated by a single department. The department that generates the mailing is responsible for mail contents and for printing or labeling the mailing address onto the mail piece. That department is also responsible for presorting their mailing to the 5 digit level. No other mail is combined with a third class bulk mailing. A third class bulk mailing is required to have a minimum of 200 pieces. All third

OTHER COLLEGES/UNIVERSITIES STUDIED

class bulk mailings are charged the non-profit presort rate of 12.4 cents per letter size piece, 17.5 cents per flat.

Figure E.2 illustrates the D'Youville College mail operation.

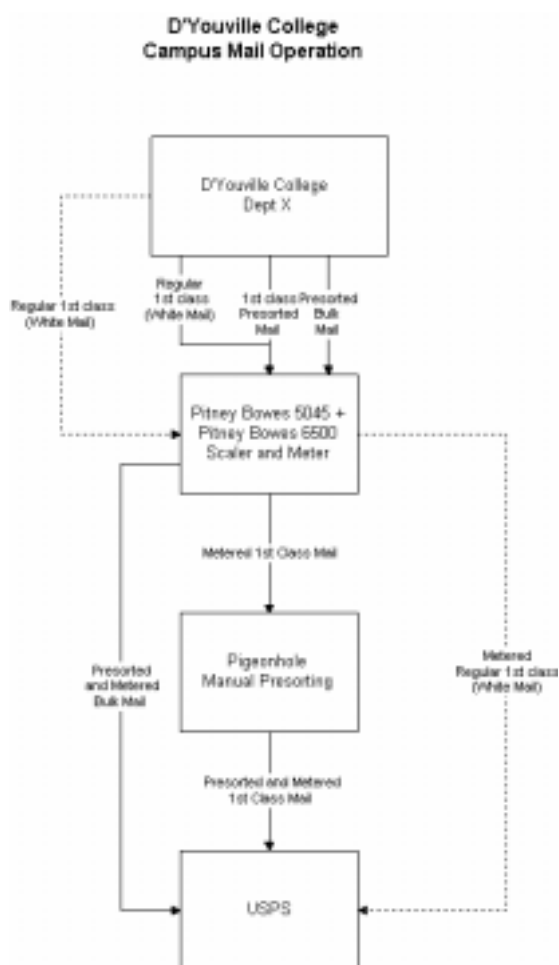


Figure E.2: D'Youville College mail operation model.

Throughput

During the first ten days of April 1996, 3850 pieces of regular first class non presorted mail was handled by Campus Mail. Assuming that this is typical, an average of 11550 pieces of regular first class mail are handled per month.

During all of March 1996, 11,300 pieces of third class bulk mail were handled by Campus Mail.

OTHER COLLEGES/UNIVERSITIES STUDIED

During the first 10 days of April 1996, 1454 pieces of first class presort mail was handled by Campus Mail. Assuming that this is typical, an average of 4362 pieces of first class presort mail are handled by Campus Mail per month.

Equipment

D'Youville does not have any kind of bulk mailing software or equipment other than one Pitney Bowes 6500 postage meter and one Pitney Bowes 5045 scaler for weighing mail. The machines are leased.

There are no barcodes applied to any of D'Youville's outgoing mail. All presorting is done manually. The manager of Campus Mail indicated that she doubted if D'Youville would ever invest in automation equipment.

Personnel

D'Youville College Campus Mail has 1 full time employee and 1 part time employee.

E.3 University of California at Los Angeles (UCLA)

The University of California at Los Angeles (UCLA), with a student population of approximately 35,000 and a large university medical center has their outgoing mail operations highly centralized through UCLA Mail and Document Services. All outgoing production mail and outgoing white mail is processed through Mail Services. Mail Services also has extensive incoming mail processing facilities and document processing facilities.

UCLA divides its outgoing mail into three categories: campus, US outgoing mail, and international mail. US outgoing white mail is processed by outsourcing services, outgoing production mail is processed in house and by outsourcing services.

White Mail

All white mail is received by Mail Services, where it is metered using Pitney Bowes Paragon postage meters. All white mail is metered at \$0.274 per piece. The postage meters are networked together with an accounting system that keeps account records for charge-back to departments. The departments are charged a 20.6% service fee by mail services. Once metered, the white mail is sent to outsourcing services. Letter mail is sent to United Presort which charges UCLA \$0.01 per piece. Flats are sent to Master Sort. UCLA only handles outgoing US mail of a business nature. All personal outgoing mail is returned to the department from which it was sent. White mail is picked up from Mail service mail boxes around the campus and from individual departments.

Production Mail

UCLA handles production in house and through outsourcing. Many production mail jobs are handled by Mail services using Pitney Bowes Microfinalist CASS certified software. However, large

OTHER COLLEGES/UNIVERSITIES STUDIED

production jobs and jobs requiring special artwork are outsourced.

Figure E.3 illustrates the UCLA mail operation.

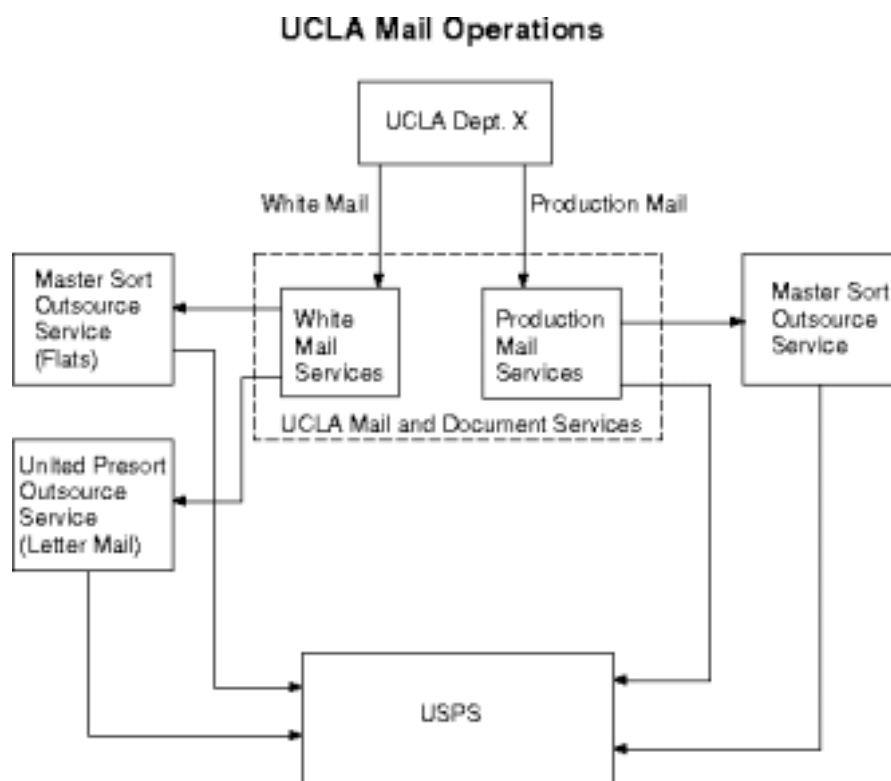


Figure E.3: UCLA mail operation model.

Throughput

UCLA processes approximately 30,000 to 40,000 pieces of US outgoing white mail per day. Approximately 8,000 to 12,000 of this is flats, the rest is letter mail. Approximately 25,000 pieces of production mail are produced per day. 16,000 to 17,000 of this 25,000 are US outgoing mail.

Equipment

For white mail processing, UCLA uses seven Pitney Bowes Paragon postage metering machines. MMS accounting software is used for charging departments.

OTHER COLLEGES/UNIVERSITIES STUDIED

For production mail processing, UCLA uses the following pieces of equipment. A Pitney Bowes table top inserter can process between 10,000 and 20,000 mail pieces per hour. Two “Address Right” impact printers are used for applying addresses to envelopes. These printers are capable of printing 8,000 to 9,000 addresses per hour. Pitney Bowes Microfinalist CASS certified software runs on a PC.

Personnel

UCLA Mail and Document Services has 53 full time employees and 8 to 12 part time employees.

E.4 Cornell University

Cornell University, located in upstate New York, has a student population of approximately 22,000. The mail operations are decentralized, with about 130 postage meters on campus, which results in a cost of about \$300,000 per year in rental and maintenance charges to the university.

White Mail Processing

Approximately 15% of Cornell University’s white mail is received by Campus Mail and is metered on two Pitney Bowes 6100 meters (which are attached to an account tracking system). Each department fills out a form which accompanies the mail up to the metering point. Campus Mail uses information on the form, such as department ID, to enter in the account information. About half of the white mail that Campus Mail processes is metered at \$0.274 per piece and then sent to IMS, a presort bureau in Syracuse, NY. The other half is metered at the full (\$0.32) rate and delivered to the Postal Service.

Production Mail Processing

Production mail received by Campus Mail is metered on a Pitney Bowes 6100 meter which is attached to a conveyor belt. Each department, when sending its mail to the Campus Mail department, fills out an accompanying form with information such as the department ID, the number of mail pieces and the total cost. This information is entered into the meter.

Figure E.4 illustrates the Cornell University mail operation.

Throughput

Cornell University sends out about 8 million pieces of white mail per year. About 1.2 million of those pieces are handled by Campus Mail (who handle an average of 5,000 mail pieces per day and sometimes handle up to 10,000 pieces on a given day).

Cornell sends out approximately 4.5 million pieces of production mail annually.

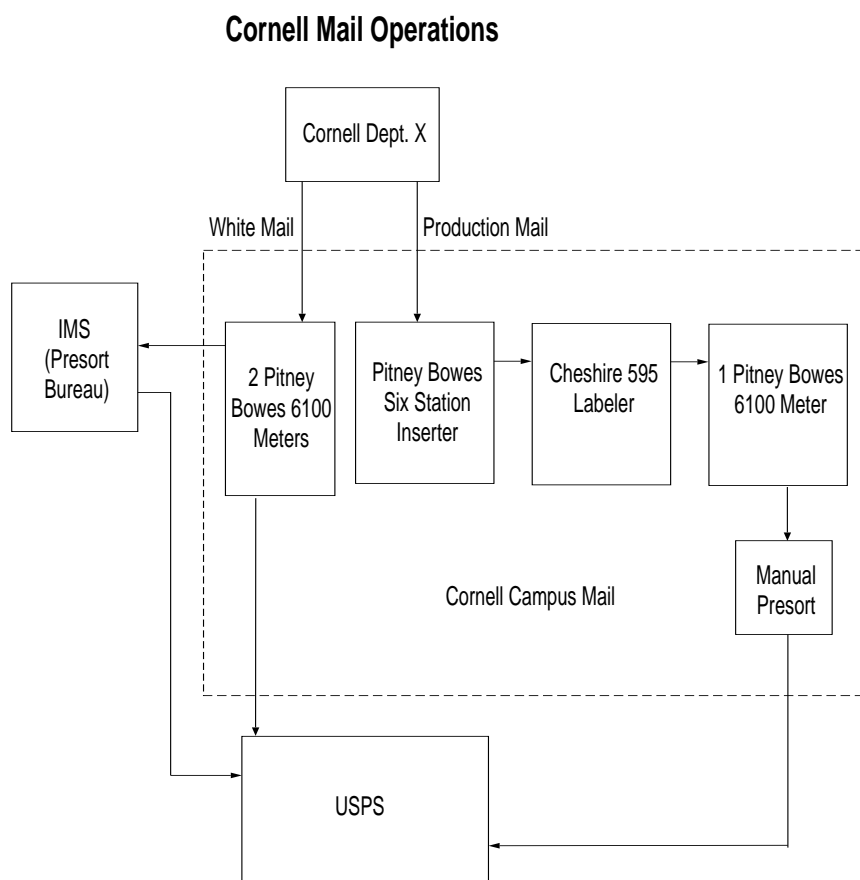


Figure E.4: Cornell University mail operation model.

Equipment

Campus Mail uses three Pitney Bowes 6100 meters (2 for white mail and 1 for production mail). In addition Cornell uses a Cheshire 595 labeling machine, an Accufast QT (with Accufast 3FV conveyor) tabber, a Pitney Bowes six station inserter, and a Genicom 4440 XT Label printer. The printer is able to print heat sensitive labels as well as barcodes (although it is currently not used for printing barcodes).

Personnel

Campus Mail employs approximately 15 full time employees.

OTHER COLLEGES/UNIVERSITIES STUDIED

E.5 Canisius College

Canisius College, which is a small college of about 5000 students in Buffalo, NY, has a centralized mail operation that operates out of its Campus Mail department.

White Mail Processing

Canisius College's Campus Mail department receives and processes Canisius white mail by sending all letters to Unimail after metering it at \$0.274 per piece. Flats and other white mail are metered at full rate and delivered directly to the Postal Service.

Production Mail Processing

Production mail received by Campus Mail is pre-processed by departments (labels are printed in ZIP code order by the computer center). Small departments may deliver production mail which needs to be sealed by Campus Mail. Large departments generally bring it prepared in mail sacks.

Figure E.5 illustrates the Canisius College mail operation.

Throughput

Campus Mail processes an average of 2,000 pieces of white mail per day. Approximately \$20,000 of postage is metered by the Pitney Bowes Paragon postage meter. Canisius College sends out about 25,000 pieces of production mail monthly. About 5,000 of those pieces are processed through Campus Mail, and the remaining 20,000 are directly sent by departments to print shops.

Equipment

Canisius meters its mail on a Pitney Bowes Paragon postage meter.

Personnel

Campus Mail employs approximately 3 full time employees and 1 part time employee.

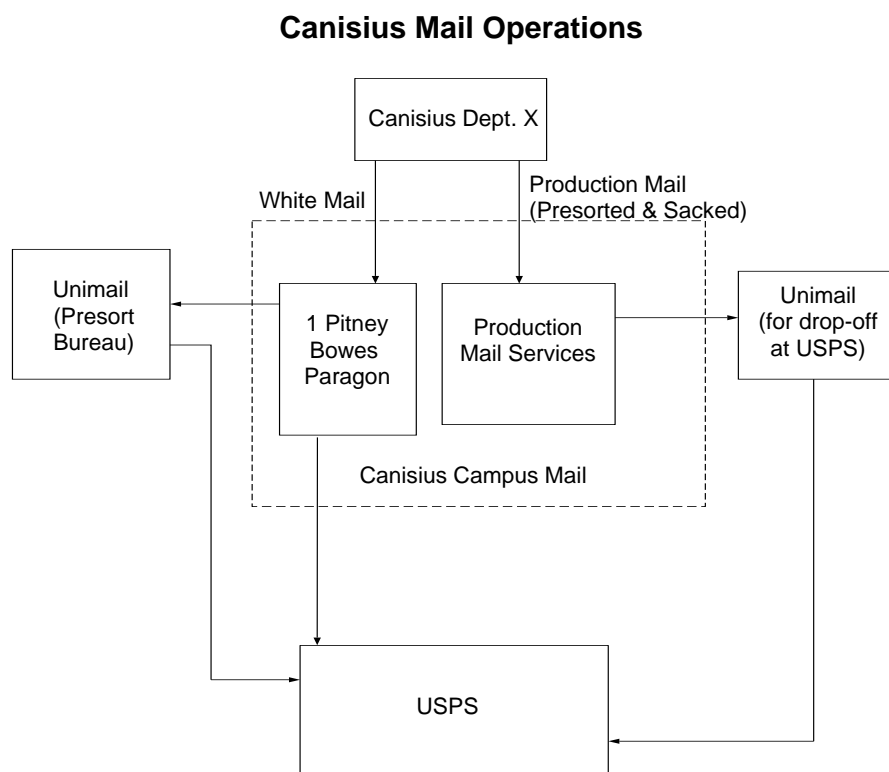


Figure E.5: Canisius College mail operation model.

Appendix F

Businesses Studied

Several businesses were studied during this project in order to gather information about various facets of mail processing. These businesses are as follows:

Marine Midland Bank This is the largest commercial mailer in Western New York, and is highly automated and centralized in their mail operations.

Unimail This is a large presort bureau with operations in Rochester and Buffalo, and currently has a monopoly on presort operations in the Western New York area. It has contracts with SUNY/Buffalo.

Gamble Print Services This is a printing and production mail processing service based in Orchard Park (a suburb of Buffalo). It also has contracts with several departments at SUNY/Buffalo.

DXO Communications This is another printing and mail processing service based in Buffalo.

Appendix G

Acknowledgments

We would like to thank the following people who have provided us with valuable help and information during the course of this phase of the project:

- Mr. Robert Belmont, U.S. Postal Service, Washington, DC.
- Mr. Henry Cleffi, U.S. Postal Service, Washington, DC.
- Mr. John Ward, U.S. Postal Service, Washington, DC.
- Mr. Daniel Petri, U.S. Postal Service, Buffalo, NY.
- Mr. Robert Wagner, SUNY at Buffalo.
- Mr. Roger McGill, SUNY at Buffalo.
- Mr. Bruce Speller, SUNY at Buffalo.
- Ms. Sue Hanrahan, SUNY at Buffalo.
- Mr. Joseph Sicurella, SUNY at Buffalo.
- Mr. James Ziebold, Iowa State University.
- Mr. Louis Eichler, University of Iowa.
- Ms. Martha (Penny) Guyer, Massachusetts Institute of Technology.
- Mr. Richard Clarity, University of Massachusetts, Amherst.
- Mr. Dave Pitts, Bowman Gray School of Medicine, Winston-Salem, NC.
- Ms. Lea Holt, East Carolina University, Greenville, NC.
- Mr. Chuck McHugh, Pitney Bowes, Buffalo, NY.
- Mr. Bill McCart, University of California at Berkeley.

ACKNOWLEDGMENTS

- Mr. Thom Roylance, Brigham Young University.
- Ms. Linda Augustine, Arizona State University.
- Ms. Margaret (Peg) Stearns, Syracuse University.
- Mr. Richard O'Connor, Syracuse University.
- Mr. Patrick Procopio, University of California, San Diego, CA.
- Mr. Jim Buratti, University of Maryland, College Park, MD.
- Mr. David Eichmann, Boise State University, Boise, ID.
- Ms. Monica Boulay, EduSpeak, Tucson, AZ.
- Mr. Michael Schwartz, Pitney Bowes Systems, Buffalo, NY.
- Mr. Russell Gentile, Canisius College, Buffalo, NY.
- Mr. Leonard Oseekey, D'Youville College, Buffalo, NY.

We would also like to acknowledge the help provided by the following people at the colleges/universities that we visited during the *first* phase of the project:

- Ms. Hilliary Dunn, Rochester Institute of Technology, Rochester, NY.
- Mr. Steven Hirschler, Rochester Institute of Technology, Rochester, NY.
- Ms. Lorraine Bellone, D'Youville College, Buffalo, NY.
- Mr. Edward Meyers, University of California at Los Angeles.
- Mr. James Muh, University of California at Los Angeles.
- Mr. Curtis Ostrander, Cornell University, Ithaca, NY.
- Ms. Kathleen Baylor, Cornell University, Ithaca, NY.

Appendix H

References

The following sources of information were used in the analysis and report preparation for the project titled “College/University Participation in Postal Service’s Barcoded Mail Environment” conducted for the United States Postal Service (USPS) by CEDAR, SUNY at Buffalo, August – November, 1996:

1. The Mailroom Companion (Special Classification Reform Issue), Volume 1, Number 3, March 1996.
2. The Mailroom Companion, Volume 1, Number 9, September 1996.
3. USPS World Wide Web page – <http://www.usps.gov/clr/>.
4. USPS Ratefold, Notice 123, Effective July 1, 1996.
5. “Classification Reform: Small to Medium College/University” – handout at National Postal Forum, August 1996.
6. Pitney Bowes rate quotation #GS-25F-513BC to SUNY at Buffalo, 05/17/96.
7. USPS Memo to Mailers, Volume 31, Number 7, January 1996.
8. USPS Classification Reform Overview, National Postal Forum, August 1995.
9. USPS Rutgers University Mail Operation Study, Spring 1991.
10. Report on departmental meter usage and costs, SUNY at Buffalo, April 1995.
11. “Classification Reform for the College and University”, Report prepared for USPS by Dave A. Pitts, CMDSM, CMM, June 19, 1996.
12. USPS Ratefold, Notice 123, October 6, 1996.
13. “Production Solutions for Classification Reform”, Dave Riebe, Quad/Graphics, Inc. – handout at National Postal Forum, August 1996.

REFERENCES

14. "Planning for Mail Classification Reform" – prepared by AMMA (Advertising Mail Marketing Association).
15. "Smart Solutions" – handout from Peter J. Moore & Associates, LLC., Postal Consulting Services.
16. USPS Memo to Mailers, Volume 31, Number 4, August 1996.
17. "First-Class & Standard Mail Automation Letters Preparation, Part 1 – Changes from Classification Reform", USPS handout at National Postal Forum, August 1996.
18. NACUBO "Benchmark 92: Operational Benchmarking for Quality Improvement and Cost Management in Higher Education", Volume 1, Coopers & Lybrand (with Barbara S. Shafer & Associates).
19. The University of Iowa Mail Service Evaluation and Analysis Task Force – Report to University Administration, February 1993.
20. "USPS 1996 Postal Rates – R100 First-Class Mail", from USPS WWW site.
21. Final Report of the MIT Mail Committee, June 27, 1994.
22. "Increasing College/University Profitability through Classification Reform Teamwork", Round Table Session handout, National Postal Forum, August 1996.
23. "Mailing Ideas for College/University Mail Services Managers Graduating to Excellence – Hints and Tips", handout at National Postal Forum, August 1996.
24. "Before & After Classification Reform – A Comparison of Postage Rates and Preparation Standards Before and After July 1, 1996", USPS publication b4.doc R. Laib BME Tampa FL 33630-9651 4/12/96.
25. Product Catalogs from Pitney Bowes, PostalSoft, BCC Software and other vendors of postal automation software and hardware products.
26. "Automation for Small Colleges and Universities" – handout at National Postal Forum, August 1996.
27. "Mail Automation Return on Investments – Classification Reform and the Mail Flow Planning System" – handout from Hamlin Interactive Services, National Postal Forum, August 1996.
28. Coding Accuracy Support System AMS-II Technical Guide, January 1995.
29. Mail Services Guide, The University of Iowa.
30. "Mail Systems Management Association (MSMA) College and University Benchmark Survey" – prepared by Edward R Meyers, CMDSM, MailCom 95, July 1995.
31. "Out Of The Basement: Improving the Image of Organizations' Mail Centers" – Martha (Penny) Guyer, Manager, MIT Mail Services.

REFERENCES

32. The Mailroom Companion, Volume 1, Number 6, June 1996.
33. The Mailroom Companion, Volume 2, Number 3, March 1997.
34. Mailers Companion, Volume 2, Number 4, April 1997.
35. USPS Domestic Mail Manual – DMM 51, January 1, 1997.
36. “Max It” For the New Value in Business Mail – Classification Reform Guide, USPS, 1996.