

**Efficient chain code based image manipulation
for handwritten word recognition**

Gyeonghwan Kim and Venu Govindaraju

Center of Excellence for Document Analysis and Recognition (CEDAR)
State University of New York at Buffalo

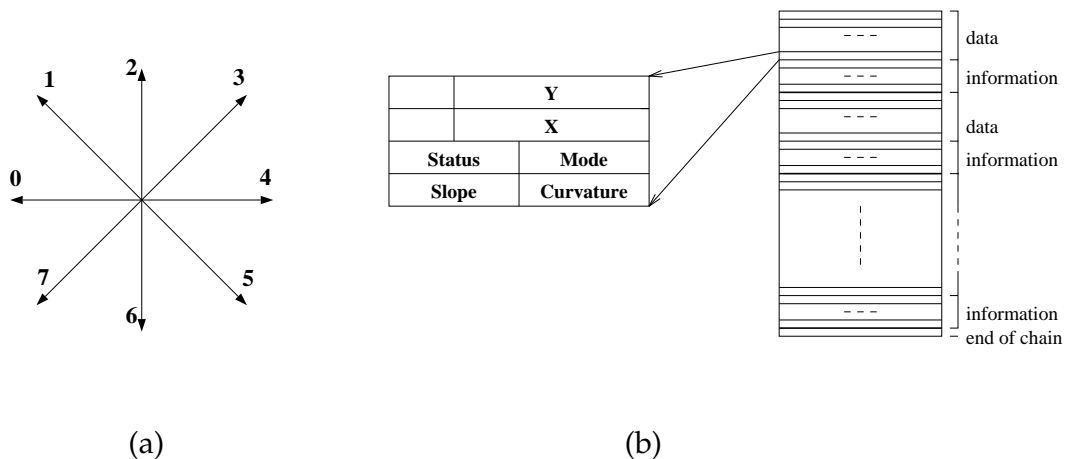
January 1996

Introduction

- MOTIVATION AND OBJECTIVES
 - Significant portion of processing time is spent for image handling in handwriting recognition applications.
 - Development of *efficient* image manipulation procedures for handwritten word recognition (HWR)
- DESIGN ISSUES
 - Implementation of all image handling procedures using chain code representation, including
 1. noise removal
 2. slant angle estimation and correction
 3. smoothing contours
 4. stroke width estimation
 5. character segmentation
 6. feature extraction

Image Representation

- General HWR applications deal with connected components.
- Several image representations have been developed for representation of connected components.
 - Line adjacency graph (LAG) - run length coding
 - Symmetric axis transformation (SAT)
 - Chain code
- Chain code representation is adopted for our HWR engine.

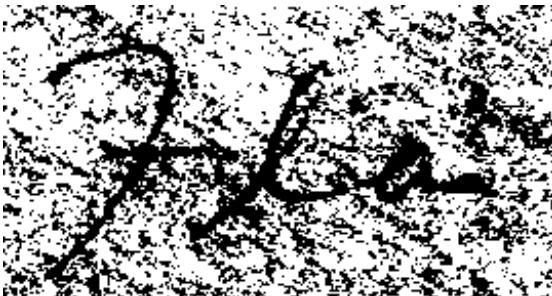


Chain code representation: (a) slope, (b) structure

- **Single pixel noise**
 - eliminated during chain code generation procedure (a).
- **Small components**
 - size is determined according to the average stroke width of the image (a).
- **Background noise** due to texture and color of the paper, and the artifacts during scanning procedures (b)
 - rejected by analysis of connected components in an image (e.g, the number of pixels on the contour and size of the component, and the number of connected components).

Williamsville Williamsville

(a)



(b)

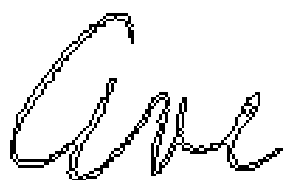
1. Vertical line elements are extracted using simple filters
- upward (b) and downward (c).
2. Global slant angle is estimated by averaging the angles of the vertical lines weighted by the length in the vertical direction.
3. Slant is corrected based on the estimated angle (θ)

$$x_n = x - y \tan(\theta)$$

$$y_n = y$$

Quantization error introduces jigs and broken points in the horizontal direction (d).

4. Interpolation is performed to connect the broken points (e).
5. Smoothing algorithm is applied (f)



(a)



(b)



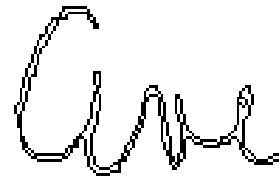
(c)



(d)



(e)

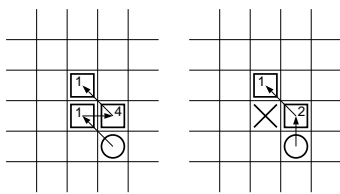


(f)

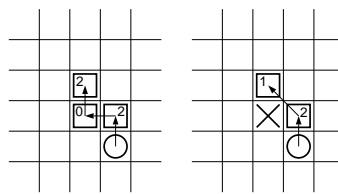
Smoothing contours (1)

Image Handling

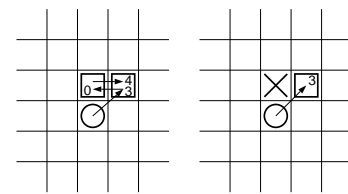
- To eliminate small blobs on a contour and illegal combinations of chain code slopes introduced during slant correction.
- All combinations of three adjacent chain code slopes are classified into seven types based on the treatment warranted.
 - type 0: needs no correction.
 - type 1: remove 1st component and adjust slope of 2nd component.
 - type 2: remove 2nd component and adjust slope of 3rd component.
 - type 3: remove 2nd and 3rd components.
 - type 4: remove 1st and 2nd components and adjust slope of 3rd component.
 - type 5: remove all three components.
 - type 6: adjust slopes of 2nd and 3rd component.



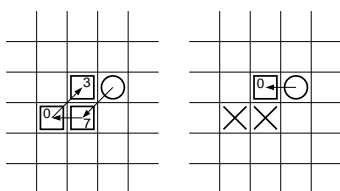
type 1



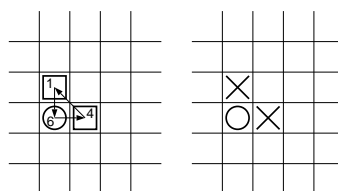
type 2



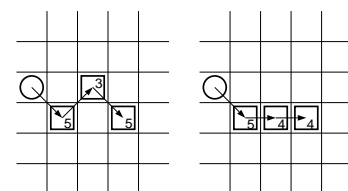
type 3



type 4



type 5

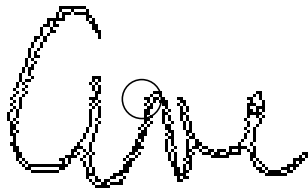


type 6

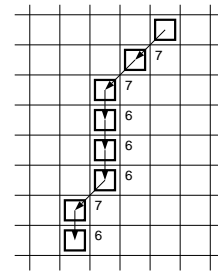
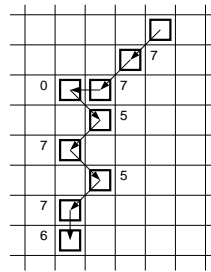
Smoothing contours (2)

Image Handling

- Steps of smoothing procedures for the circled area of (a):
- Boxes in the table represent windows for the type classification.



(a)



(b)

slopes	type	action
$\boxed{770}57576$	0	no modification is needed
$7\boxed{705}7576$	2	2nd component is removed and slope of 3rd component is updated to 6
$7\boxed{767}576$	0	no modification is needed (type classification is performed using the updated component and the following component)
$77\boxed{675}76$	6	slopes of 2nd and 3rd components need to be updated to 6
$776\boxed{667}6$	0	no modification is needed. (type classification is performed based on the updated slopes)
$7766\boxed{676}$	0	no modification is needed

Smoothing contours (3)

Image Handling

Type classification table based on three consecutive pixels (pcn)

p	c	n								p	c	n							
		0	1	2	3	4	5	6	7			0	1	2	3	4	5	6	7
0	0	0	0	2	4	3	2	0	0	1	0	0	0	2	2	3	0	0	0
	1	0	0	0	0	4	3	2	6		1	0	0	0	6	2	3	0	6
	2	1	1	1	1	4	5	3	2		2	0	0	0	0	2	4	3	2
	3	1	1	1	1	4	4	5	4		3	2	6	0	0	0	4	4	3
	4	4	4	4	4	4	4	4	4		4	3	1	1	1	4	4	5	4
	5	2	3	5	4	1	1	1	1		5	4	4	4	4	4	4	4	4
	6	2	2	3	5	0	0	0	0		6	1	2	3	4	5	1	1	1
	7	0	6	2	3	0	6	0	0		7	0	6	2	3	4	4	0	0
2	0	0	0	2	2	3	5	0	0	3	0	1	1	1	2	3	4	5	4
	1	0	0	0	6	2	3	2	6		1	0	0	0	6	2	3	4	4
	2	0	0	0	0	2	4	3	2		2	0	0	0	0	2	2	3	2
	3	2	6	0	0	0	0	4	3		3	0	6	0	0	0	6	2	3
	4	3	2	1	1	1	1	4	5		4	3	2	0	0	0	0	2	4
	5	5	3	4	1	1	1	4	4		5	4	3	2	6	0	0	0	4
	6	4	4	4	4	4	4	4	4		6	5	4	3	2	1	1	4	4
	7	1	1	4	3	5	4	1	1		7	4	4	4	4	4	4	4	4
4	0	4	4	4	4	4	4	4	4	5	0	4	4	5	4	3	1	1	1
	1	1	1	1	1	4	3	5	4		1	4	4	4	4	4	4	4	4
	2	0	0	0	0	2	2	3	5		2	5	4	1	1	1	2	3	4
	3	2	6	0	0	0	6	2	3		3	4	4	0	0	0	6	2	3
	4	3	2	0	0	0	0	2	4		4	3	4	0	0	0	0	2	2
	5	4	3	2	6	0	0	0	0		5	2	3	2	6	0	0	0	6
	6	4	5	3	2	1	1	1	1		6	2	4	3	2	0	0	0	0
	7	4	4	5	3	4	1	1	1		7	0	4	4	3	2	6	0	0
6	0	1	1	4	5	3	2	1	1	7	0	0	0	2	4	3	2	0	0
	1	1	1	4	4	5	3	4	1		1	0	0	0	4	4	3	2	6
	2	4	4	4	4	4	4	4	4		2	1	1	4	4	5	4	3	1
	3	5	4	1	1	1	1	4	3		3	4	4	4	4	4	4	4	4
	4	3	5	0	0	0	0	2	2		4	3	4	5	4	4	1	1	2
	5	2	3	2	6	0	0	0	6		5	2	3	4	4	0	0	0	6
	6	2	4	3	2	0	0	0	0		6	2	2	3	4	0	0	0	0
	7	0	0	4	3	2	6	0	0		7	0	6	2	3	2	6	0	0

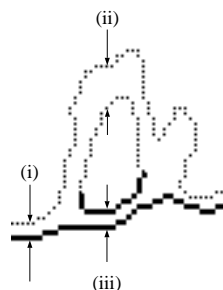
- Average stroke width of an image is used as an important property for image handling procedures.
- Contours of a word image are divided horizontally and following y -distances are computed for each x -coordinate as shown in (b):
 - between upper and lower trace of the outer contour (i)
 - between the upper trace of the inner contour and upper trace of the outer contour (ii)
 - between lower trace of the inner contour and lower trace of the outer contour (iii)
- Histogram based on the number of occurrences of each distance value is analyzed.

$N_d =$ number of occurrences of distance value d

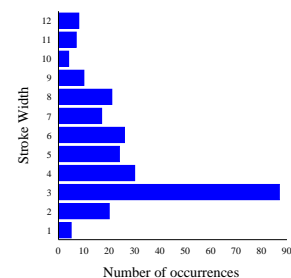
$P_d = \operatorname{argmax}_d(N_d)$



(a)



(b)



1. splitting upper- and lower- contours (a)
2. ligatures are located by comparing the distance between y-coordinates of the upper-half and lower-half of the outer contour for each x-coordinate, and the average stroke width. (b)
3. Concavity features are located to split discretely written (as opposed to cursive) touching characters (e.g., touching between "H" and "a") (c)
4. Heuristics are applied to reduce the number of potential segmentation points and the final segmentation points are located (d).



(a)



(b)



(c)



(d)

- 74 chain code based features are extracted
 - 2 global and 72 local features.
- Distribution of the 8 directional slopes for 9 (3×3) sub-images form the 72 local feature.

– **global features**

$$F_{g_i} = \text{sigmoid}\left(\frac{H_i - V_i}{V_i}\right) \quad \text{for } i = 1, 2$$

where

$$H_1 = X_{max} - X_{min}, \quad V_1 = Y_{max} - Y_{min} \quad \text{for aspect ratio}$$

$$H_2 = N_{horizontal_stroke}, \quad V_2 = N_{vertical_stroke} \quad \text{for stroke ratio}$$

– **local features**

$$F_{l_{ij}} = \frac{s_{ij}}{N_i S_j} \quad \text{for } i = 1, 2, \dots, 9 \text{ and } j = 0, 1, \dots, 7$$

where

$$s_{ij} = \text{number of components with slope } j \text{ from sub-image } i$$

$$N_i = \text{number of components from sub-image } i$$

$$S_j = \max_i \left(\frac{s_{ij}}{N_i} \right)$$

Experimental Results

- Timing analysis

Functional Module	Time consumed			Description
	10	100	1000	
Pre-processing	10	10	11	noise removal, slant correction, smoothing
Segmentation	15	15	15	stroke width estimation, character segmentation
Feature extraction	34	34	37	feature extraction
Sub-total (image/total)	59 (28.9%)	59 (15.4%)	63 (9.1%)	
Matching	145	324	633	
Total	204	383	696	

- Impact of the pre-processing

	with pre-processing			w/o pre-processing		
	10	100	1000	10	100	1000
top 1	96.8	88.5	74.0	91.1	75.8	58.9
top 2	98.6	93.4	83.9	96.1	84.4	67.1
top 20		99.0			97.2	
top 50			98.6			93.1

Conclusion

- Implementation of efficient and robust image handling modules is a critical issue in real time handwriting recognition systems.
- Image handling procedures used in an HWR are implemented using chain code representation.
- Experimental results indicate that the implementation is very efficient in terms of speed.
- Performance improvement is encouraging.