

Combination of Word Recognizers in HWAI


Venu Govindaraju

Outline

- Context of Handwritten Address Interpretation Task
- Word Recognizers
- Combination Strategy
- Verification Task
- Future Directions

Handwritten Address Interpretation Task

Typical street address



Database query

ZIP Code: 14221
Primary number: 276

Results

Word recognizer selects
(after lexicon expansion)

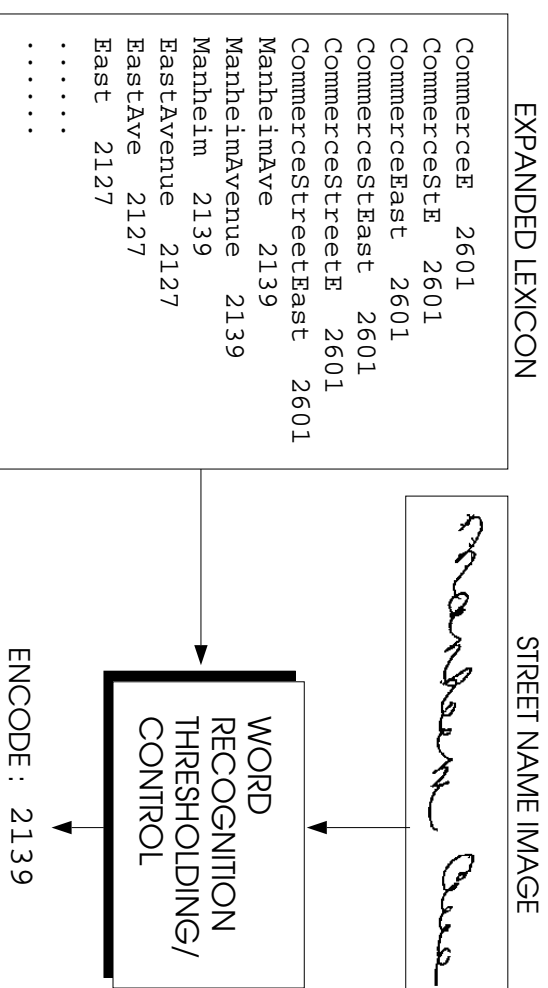
Lexicon entry (Street name)	ZIP+4 add-on
AMHERSTON DR	7006
BELVOIR RD	3604
CADMAN DR	6948
CLEARFIELD DR	2336
FORESTVIEW DR	1438
HARDING RD	7111
HUNTERS LN	3330
MCNAIR RD	3718
MEADOWVIEW LN	3557
OLD LYME DR	2250
RANCH TRL	2340
RANCH TRL W	2246
SHERBROOKE AVE	3421
SUNDOWN TRL	2242
TENNYSON TER	5916

Delivery point: 142213557

WRC: Word Recognition Control Task

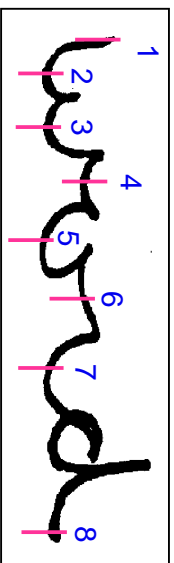
Given a street name image and corresponding expanded lexicon, the Word Recognition Combinator (WRC) module is allowed one of two responses

- Reject the image (and hence the mail piece)
- Accept the image and return as output the add-on associated with the recognized street



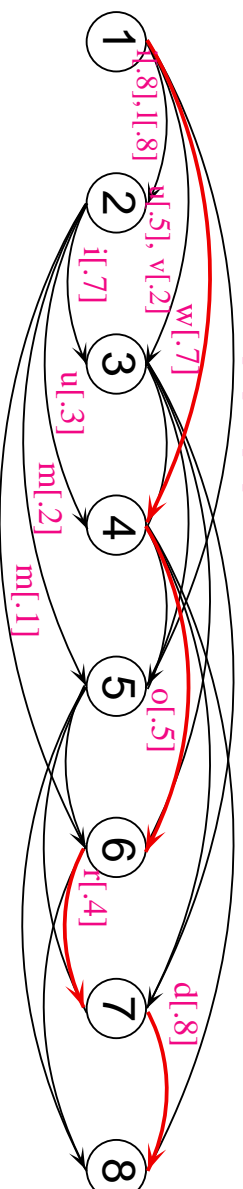
Note: Each variant of a street name is treated as distinct by classifiers and “folded” for final scores

Word Recognizers: CMR

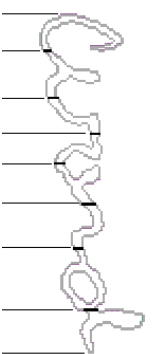


w[.6], m[.3]

$$\text{conf}(\text{word}) = \frac{(.7 + .5 + .4 + .8)}{4} = .6$$

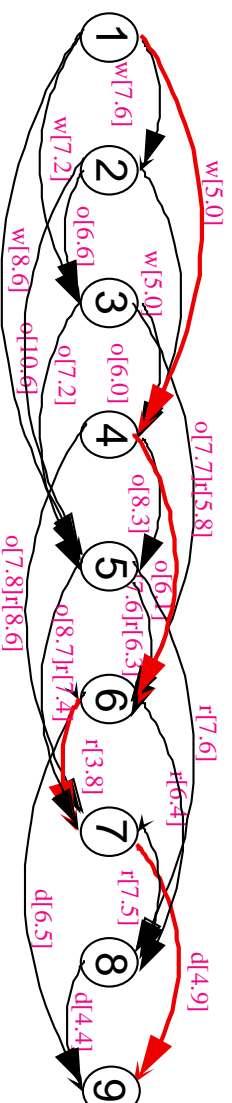


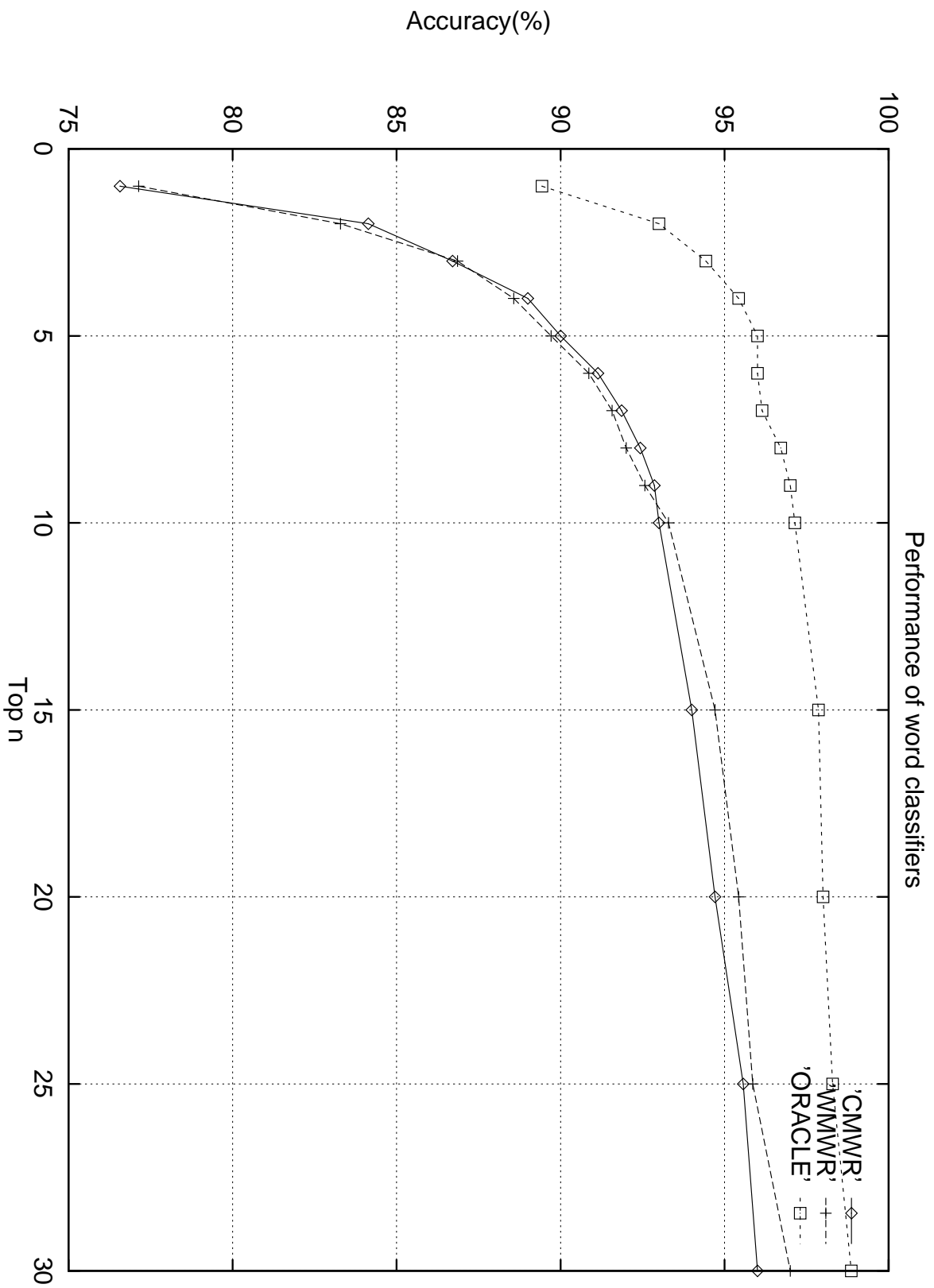
Word Recognizers: WMR

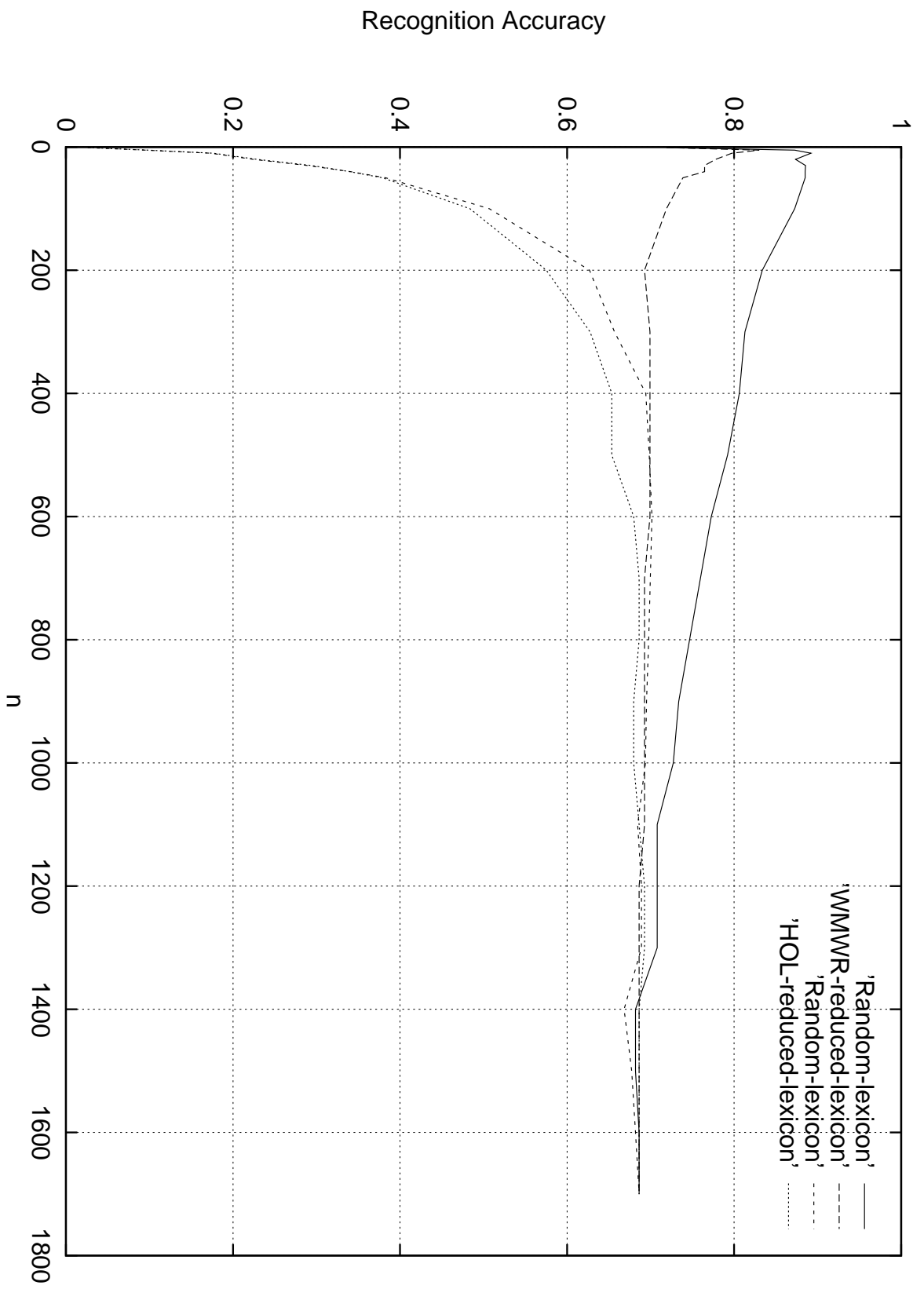


A valid path must start at node 1 and end at node 9

$$\begin{aligned} \text{lowest cost path} &= 5.0 + 6.1 + 3.8 + 4.9 = 19.8 \\ \text{confidence of match} &= 19.8/4 = 4.95 \end{aligned}$$







Training and Test Data

- Obtained from the MLOCR (sub-optimal binarizations) in US post offices
- Street name images extracted by system
- Corresponding lexicons (expanded) determined by the system
- Secondary information tied to the street name image- noisy
- 350 training cases and 875 test cases
- When truth is in lexicon, recognizers are 100% correct in top 5

ROXNDKE PKWY #507

(a)

Delaware Hwy Ave

(b)

Union Street

(c)

Cheyenne Drive

(d)

Lawrence Ave

(e)

Harmony Lane

(f)

Probability of Top-choice Correctness

- Evidence for the correctness of the top choice is presented by
 1. confidence or score assigned to the top choice c_0
 2. difference in confidence between the first and second ranked streets Δ_0

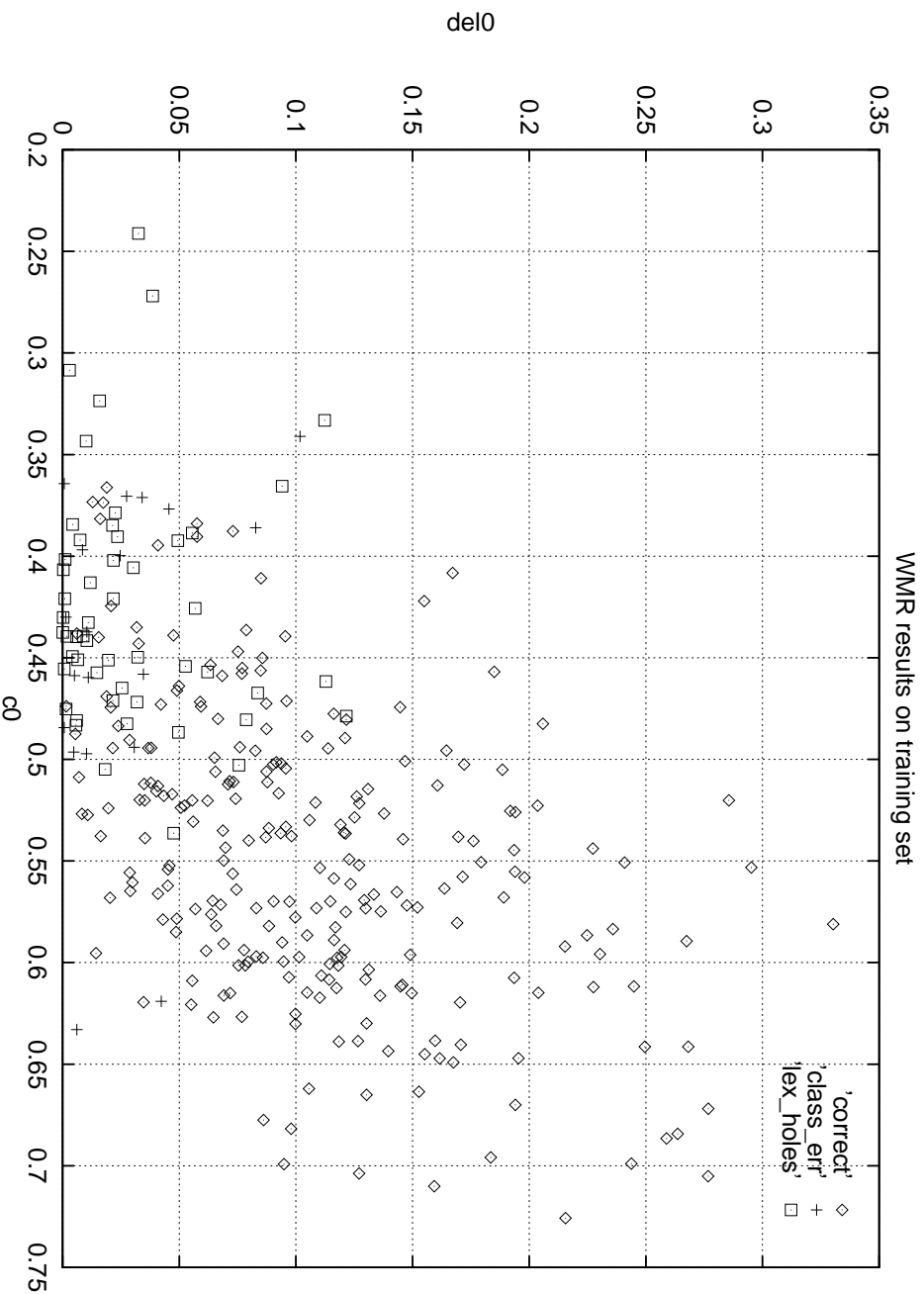
When the lexicon has only one entry Δ_0 is not defined

- c_0 reflects the goodness of match between the image and top choice
- Δ_0 reflects the extent to which top choice is preferred
- Errors are characterized by low values of c_0 and Δ_0

Top-choice classification performance on training set

Classifier	correct	error	class. errors	lex. holes
WMR	271	79	19	60
CMR	271	108	48	60

c_0^w and Δ_0^w for training data



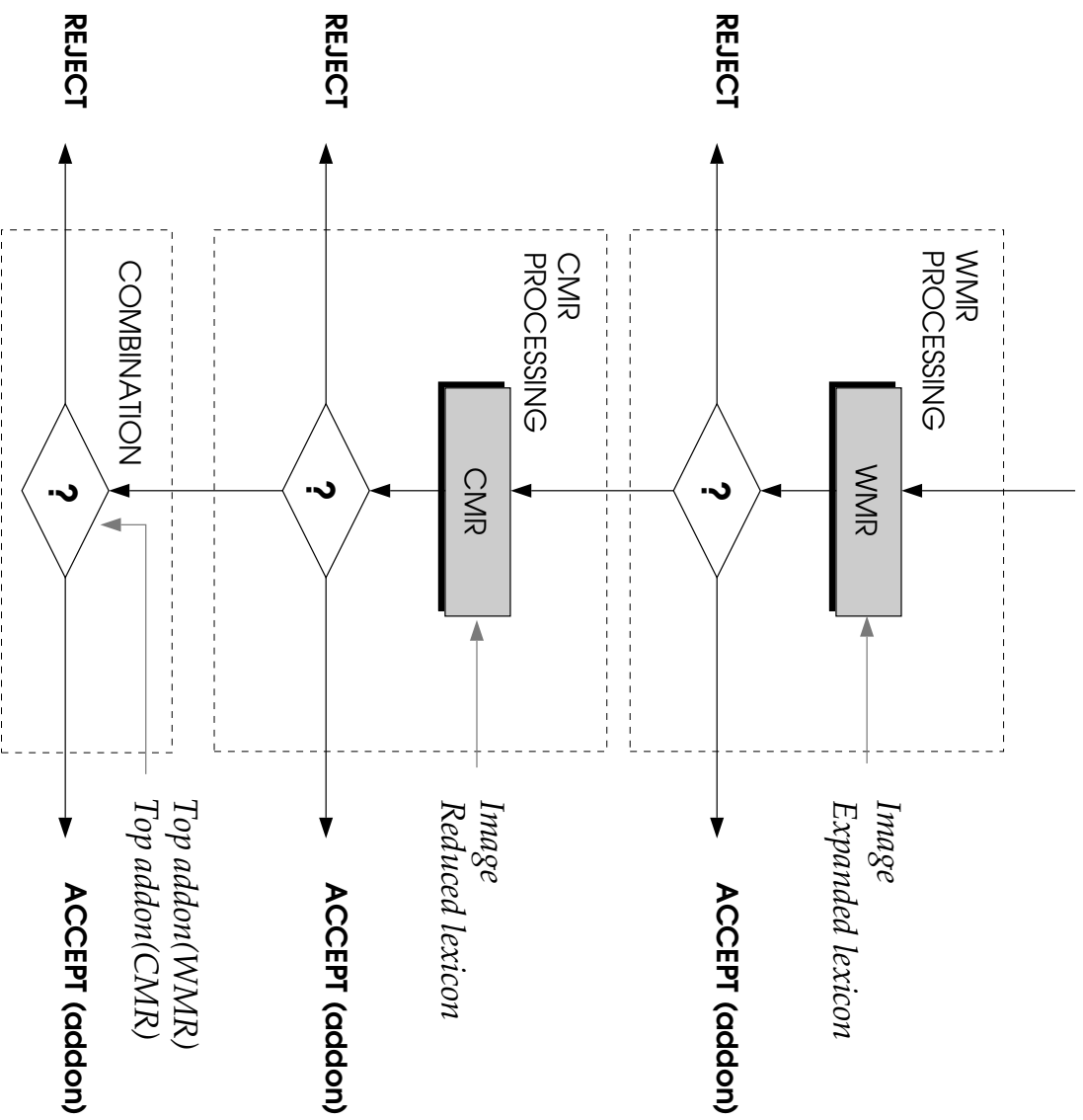
- Probability of top-choice correctness expressed as a function of c_0 and Δ_0 using a logistic function
- For each image in the training set, WMIR was used to classify the image with the corresponding lexicon and c_0^w and Δ_0^w obtained
- z^w determined to be one or zero depending correctness
- z^w , c_0^w , and Δ_0^w are provided as input to Logistic regression and weights computed

$$Z^w = \frac{1}{1 + e^{W_0 + W_1 * c_0^w + W_2 * \Delta_0^w}}$$

- Z^c determined for CMR in an analogous manner

Control and Data flow of WRC

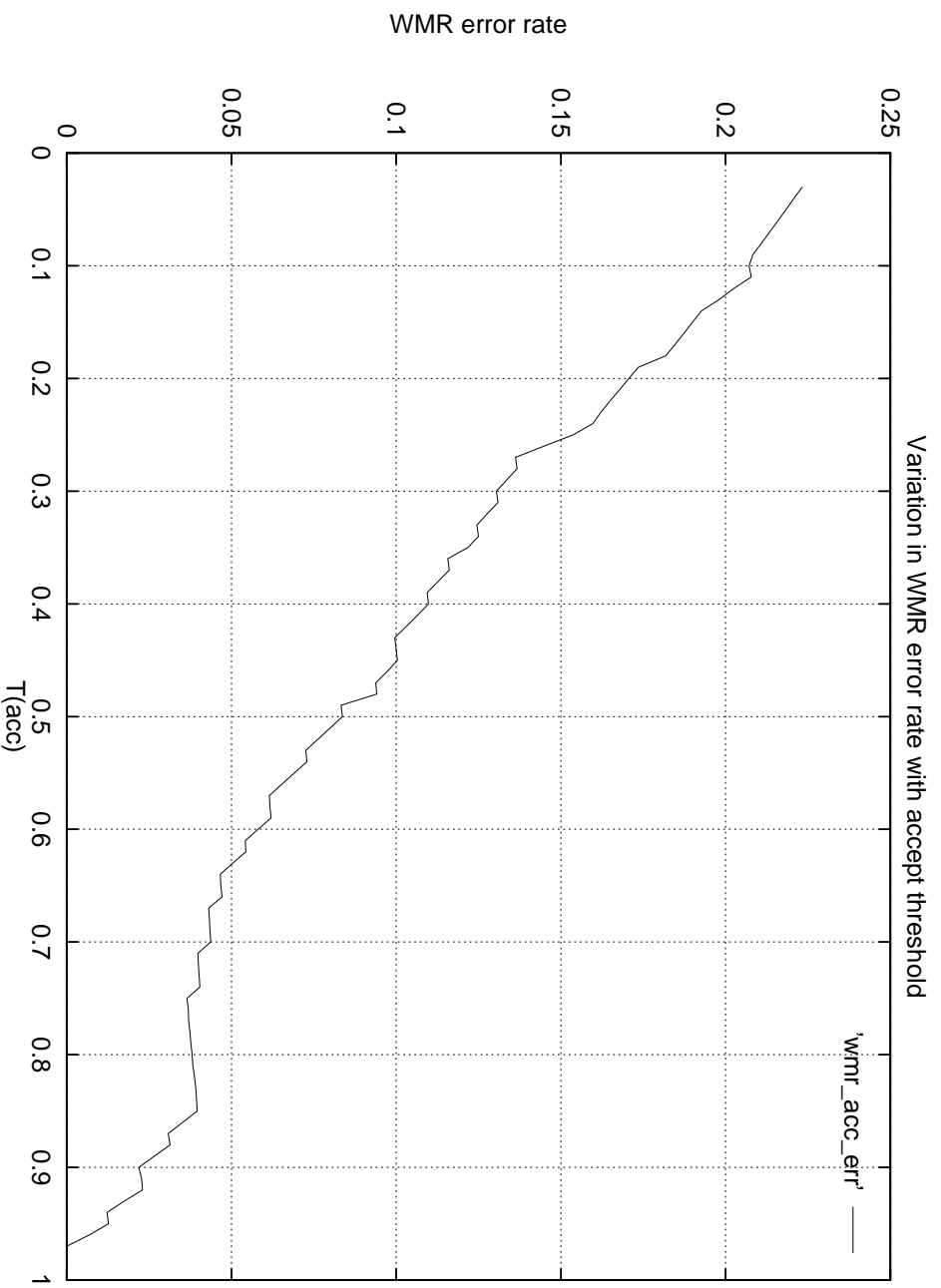
CONTROL



Strategy for Real-time Application

- Decision to ACCEPT or REJECT should be reached as soon as possible
 - Hierarchical control
- More expensive CMR is called *iff* WMR cannot decide
- Combination of classifiers called *iff* CMR cannot decide
- Parallel combination
 - too expensive
 - lexicon holes caused errors cannot be corrected
 - small lexicons lead to correlated results in top few choices

WMR accept error rate declines as T_{acc}^w increases.



Thresholds

- Thresholds are determined from an analysis of the training set
- For CMR's thresholds, we use all of the sample set I rather than just the subset I^c on which CMR would be called
 1. I^c depends on the choice of thresholds on WMR
 2. I^c may be too small a sample from which to derive reliable thresholds

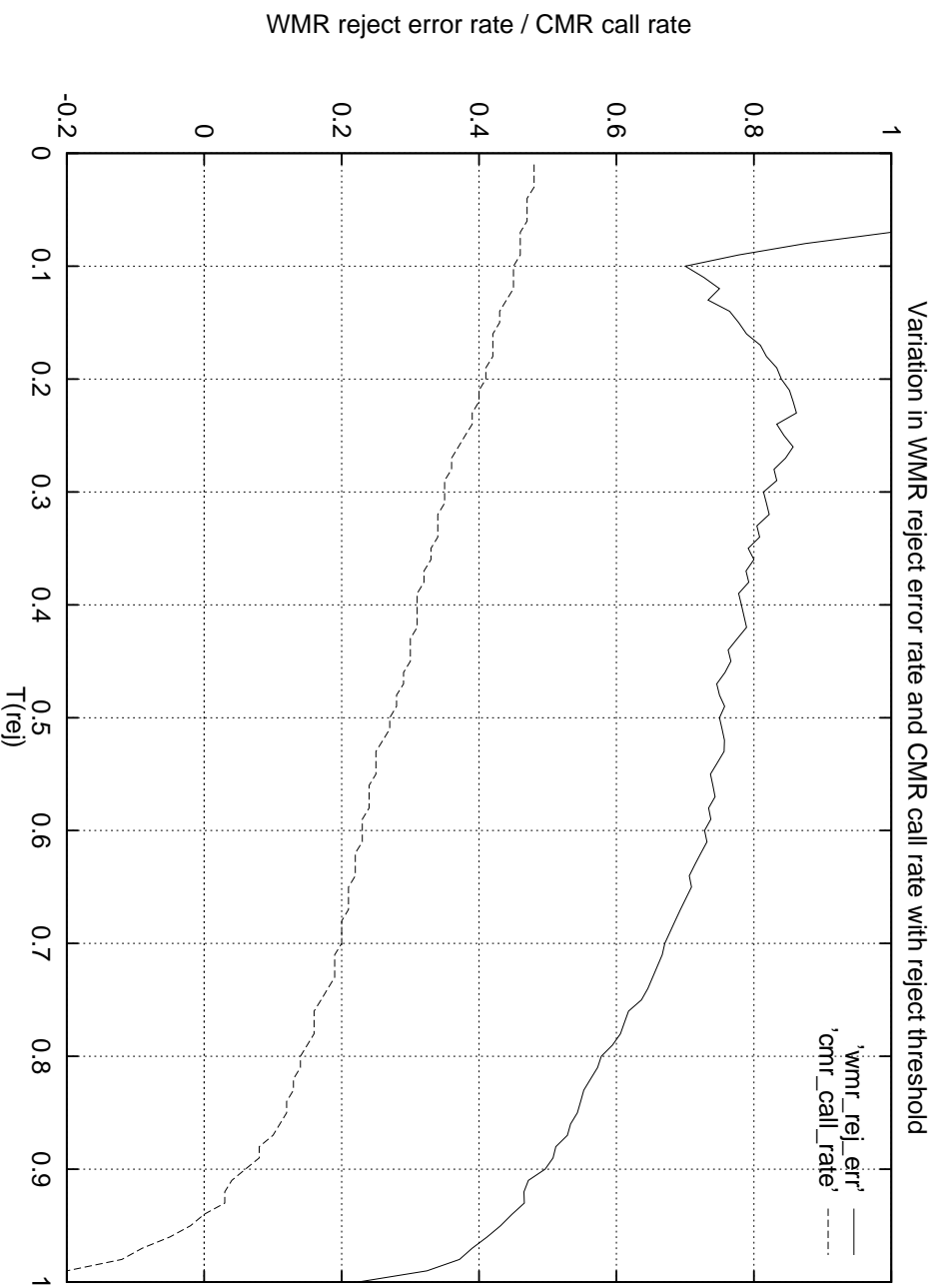
Guidelines for Thresholds

- Guidelines for selecting a threshold for WMR rejects
 1. proportion of errors among the rejects R^w should be high
 2. number of rejects is related inversely to the number of calls to CMR

$$|I^e| = |I| - |A^w| - |R^w|$$

- CMR call rate $C^e = |I^e|/|I|$
- ratio of errors (among rejects) to rejects R^w declines as the reject threshold T_{rej}^w on Z^w is increased.
- When T_{rej}^w is low, most rejects are errors and the ratio is high
- When T_{rej}^w is high, the rejects include a number of correctly classified images
- CMR call rate C^e declines as WMR rejects increase
- Compromise at $T_{rej}^w = 0.36$ where $C^e = 0.33$:
CMR is called on a third of the cases, and 4 out of 5 rejects are in error

WMMR reject error rate and CMR call rate versus T_{rej}^W .



CMR Accept and Reject thresholds

- T_{acc}^c is selected as the point at which the CMR error rate declines to zero
- T_{rej}^c is selected so that the rejects are rich in errors, *i.e.*, rejection is conservative
 1. Benefit of rejecting larger numbers is less since the classifier combination is not an expensive operation
 2. Reject fewer correctly classified cases gives the combination a chance to recover these cases

Combination threshold

- Classifiers may agree on the top choice and still be wrong
- Z^a is determined *conservatively* from Z^w and Z^c as a confidence measure
- Cases of agreement with Z^a below this threshold
 1. Reject
 2. Verify

Lexicon Reduction Experimental Results

Strategy	Total	Accept	Error
No reduction	350	177	0
$n = 10, k = 2$	350	177	0
$n = 10, k = 1$	350	178	2
$n = 2, k = 2$	350	190	1
$n = 5, k = 2$	350	181	0

Combination Effectiveness Experimental Results

Set	Total	Accept	Error	CMR Calls
WRC-Train	350	181 (51.7%)	0 (0%)	123 (35.1%)
WMR-Train	350	136 (42.8%)	0 (0%)	0 (0%)
WRC-Test	875	457 (52.2%)	5 (1.1%)	281 (32.1%)
WMR-Test	875	363 (41.5%)	3 (0.8%)	0 (0%)

Holistic Verification Experimental Results

System	Total	Verified	Error
No verification	3119	3119 (100%)	579 (18.6%)
HOVER-2	3119	944 (30%)	23 (2.4%)

System	Image processing	Lexicon evaluation	Total
HOVER V 1.3	11.2 msec	9.5 msec	20.7 msec

Holistic Verification

- Vertical grid imposed by lower contour minima



- Lexicon driven matching

$$c_a = \frac{1}{1 + e^{A_0 + A_1 \cdot h + A_2 \cdot h_{left} + A_3 \cdot h_{right}}} \quad (1)$$

- Positions of features specified

$$c_g = \frac{1}{1 + e^{G_0 + G_1 \cdot w + G_2 \cdot h_{left} + G_3 \cdot h_{right}}} \quad (2)$$

Chr	Freq	#Minima				#Desc	
		1	2	3	4	0	1
a	238	32.4	66.0	1.7	0.0	100.0	0.0
b	13	76.9	23.1	0.0	0.0	100.0	0.0
..
j	1	100.0	0.0	0.0	0.0	0.0	100.0
k	39	12.8	76.9	10.3	0.0	100.0	0.0
..
y	35	31.4	62.9	5.7	0.0	2.9	97.1

Chr	Freq	#Maxima				#Asc		
		1	2	3	4	1	2	3
A	134	83.3	15.2	0.8	0.8	99.2	0.8	0.0
B	47	70.2	27.7	2.1	0.0	100.0	0.0	0.0
..
J	7	100.0	0.0	0.0	0.0	87.5	0.0	0.0
K	13	25.0	58.3	16.7	0.0	25.0	75.0	0.0
..
Y	1	0.0	100.0	0.0	0.0	0.0	100.0	0.0
Z	0	0.0	0.0	0.0	0.0	0.0	0.0	0.0

Non-textual differences between image contents and verification string

Category	Image contents	Standard form
Punctuation	City Line Ave, W. Oakland Pl. Hurley's Lane	City Line Ave W Oakland Pl Hurleys Lane
	Greenmount Ave Sweetbriar Court	Green Mount Ave Sweet Briar Court
	Case	
Case	n.w. 43 Court TURKEYFOOT RD. HAZEINUt Ct. McPherson ave	NW 43 Court Turkeyfoot Rd Hazelnut Ct Mcperson St

Examples of textual differences between image contents and verification string

Category	Street image	Standard form
Segmentation (left)	52 Judith Drive	Judith Drive
Segmentation (right)	S. 4 st #e Sequoia Ct #15 THICKET #102	S Fourth Sequoia Court Thicket Lane
Typographical	HARTWOOD DR CONNETICUT AVE, N West County Lane RD Sweetbrior Court Forest Ave	Heartwood Dr Connecticut Ave NW West County Line Rd Sweet Briar Court Forrest Ave

Category	Street image	Standard form
Missed directionals	CONNECTICUT AVE, N Merrimac Road N. Oceana Blvd.	Connecticut Ave NW N Merrimac Road Oceana Blvd
Spurious directionals	Canterbury ne	Canterbury Lane
Transposed directionals	W. Marlton Pike	Marlton Pike W
Missed suffixes	Lincoln Roosevelt Avenue Dungan St	Lincoln St Roosevelt Blvd Dungan Rd
Suffix	no. Main St So Poplar St GODDARD BLVD Innisbrook la. S. West End Bl	North Main S Poplar St Goddard Blvd Innisbrook Ln S West End Blvd
Uncommon expansions	DELTRAN PKWY	Delran Pky

Word Mode *versus* Phrase Mode

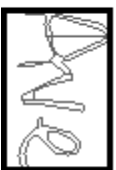




image segment index	0	1	2	3	4
no. of primitives m	4	12	5	6	3
esti. no. of char. n	3	9	5	5	2
error bound r	1	3	2	2	1
n_{max}	4	12	5	6	3
n_{min}	1	2	1	1	1

Number of Images	Perfect Segmentation	1 Over Seg	2 Over Seg	3+ Seg	Fail (Under) Seg
1342	643	418	181	70	30
100%	47.9%	31.1%	13.5%	5.2%	2.2%



Pre	Name	Suffix	Add
	Lake (0)	Ave (1)	# (2)
	Lake (0)	Avenue (3)	# (2)
	Lake (0)		# (4)
W (5)	Putnam (6)	Ave (7)	
W (5)	Putnam (6)	Ave (8)	# (9)
W (5)	Putnam (6)	Ave (10)	# (11)
W (5)	Putnam (6)	Avenue (12)	
W (5)	Putnam (6)	Avenue (13)	# (11)
W (5)	Putnam (6)		# (2)
West (14)	Putnam (6)	Ave (7)	
West (14)	Putnam (6)	Ave (8)	# (9)
West (14)	Putnam (6)	Ave (10)	# (11)
West (14)	Putnam (6)	Avenue (12)	
West (14)	Putnam (6)	Avenue (13)	# (11)
West (14)	Putnam (6)		# (2)



**LEXICON & MATCHING
EXPANSION WINDOWS**

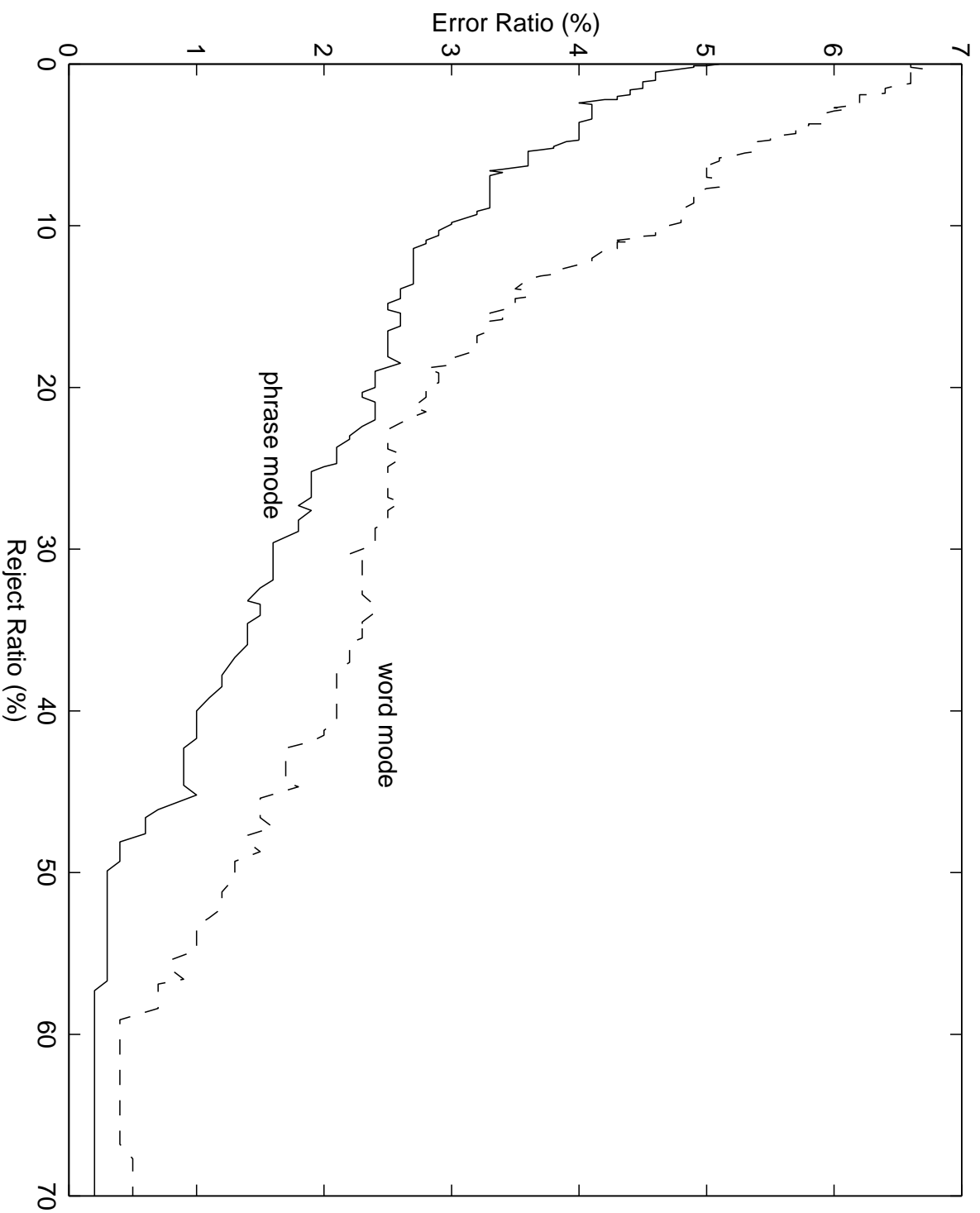
index	lexeme	start	dur
0	Lake	0	1
1	Ave	1	1
2	#	2	2
3	Avenue	1	1
4	#	1	4
5	W	0	1
6	Putnam	1	1
7	Ave	2	3
8	Ave	2	1
9	#	3	2
10	Ave	2	2
11	#	4	1
12	Avenue	2	3
13	Avenue	2	2
14	West	0	1

Pre Name Suffix

LAKE AVE

STEAMBOAT DR

W PUTNAM AVE



Future Directions

- Thresholds are dynamically determined from characteristics of the image and the lexicon
- Effective extraction of correctly classified cases from the pool of “gray” cases
- Dynamic selection of architectures
- Predictability of recognizer performance