

# **Active Pattern Recognition**

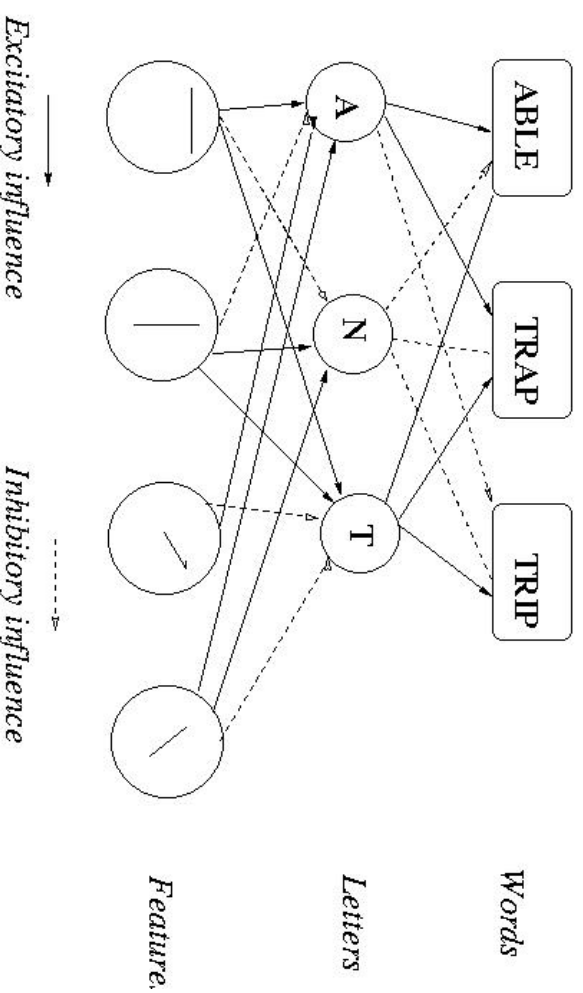
Venu Govindaraju

# Outline

1. Motivate active pattern recognition
  - Cognition
  - Advantages and applications
2. Background on typical (passive) recognizers
3. Design of an active pattern recognizer
  - Active character recognizer
  - Active word recognizer
4. Application of active pattern recognition in combination methods
  - Towards a general theory of combining recognizers
  - Theoretical issues
  - Notion of lexicon density
5. Summary

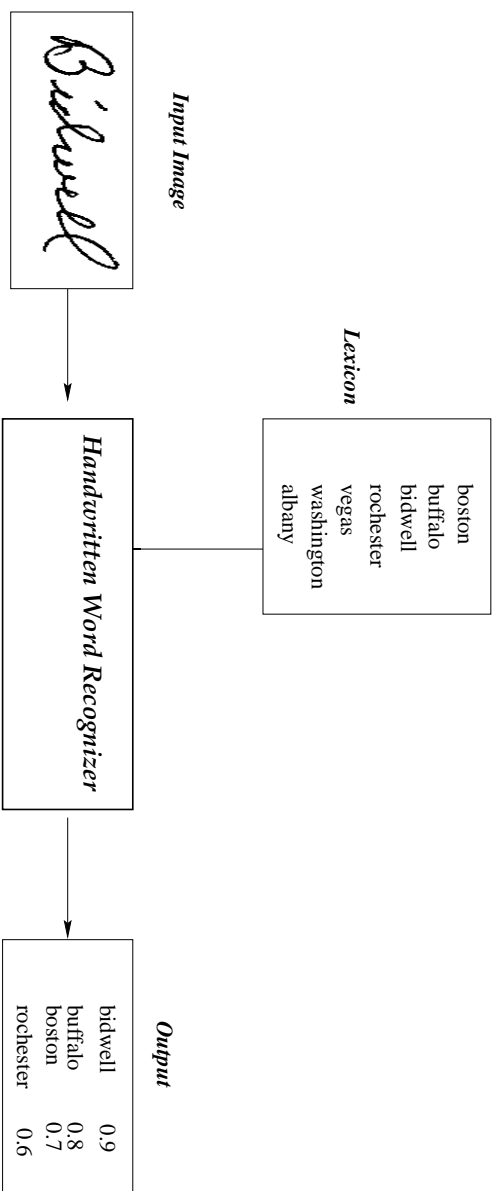
## Interactive word perception

[McClelland and Rumelhart, Psychological Review 88:375-407, 1981]

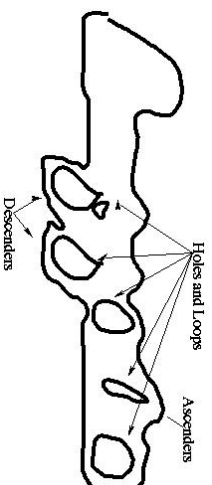


- Word perception is interactive
- Processes are simultaneously operational at many levels
- Processes involve *excitatory* and *inhibitory* influences
- Each level represents input at a different level of abstraction
- Spatial parallel processing

# Interactive Handwritten Word Recognition



- Paradigm for answering multiple choice questions
- The “word shape” (features) is derived from which cityname?




Amsterdam    Binghampton    Albany    Buffalo    Syracuse

The distance between the earth and the sun is . . . ?

- (a) 10,000 miles
- (b) 42 million miles
- (c) 93 million miles
- (d) 700 million miles
- (e) None of the above

“Word shapes” provide approximate but sufficient information



## **Algorithm**

- Eliminate unlikely choices using detected features
- Use features that best discriminate the remaining choices

### **Issues:**

- Feature selection:
  - Variable set of features
  - Variable resolution of features
  - Variable length of the feature vector
- Variable ordering of features (Classifiers)
- Variable termination conditions
- Use knowledge of the contending classes
- Complexity of task in terms of “similarity” of choices
- Notion of lexicon density

## **Passive Pattern Recognition**


- A set of features and a classification method are developed.
- Every test pattern is subjected to the same process of feature extraction, matching and classification.
- Constraints present in the specific domain are used in “post-processing”.

### **One model fits all!**

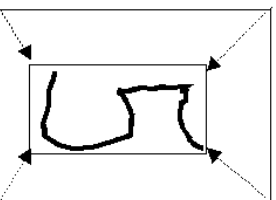
1. Dimensions of the feature vector are fixed.
2. Distance or confidence metric considered as the threshold of recognition acceptance is fixed.
3. Classes contending to match with test pattern assumed constant.
4. Equal computational resources available to all test patterns

# Typical Digit Recognizer - GSC

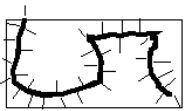
[Srikanthan, Lam & Srihari, PR: 29(7):1147-1160, 1996]




a) Original Image



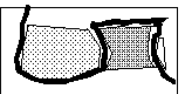
b) Bounding Box and Slant Correction



c.1) Gradient Map



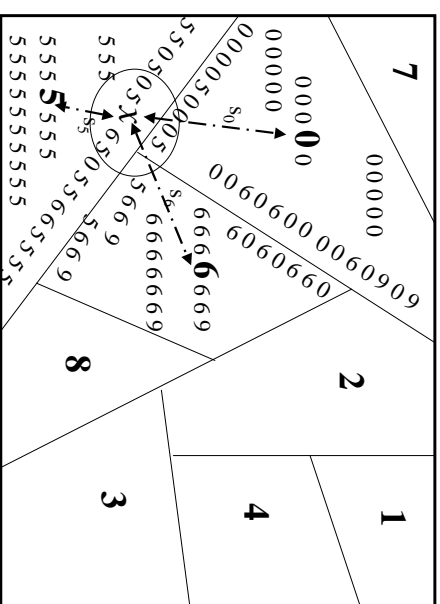
c.2) Structural Map



c.3) Concavity Map

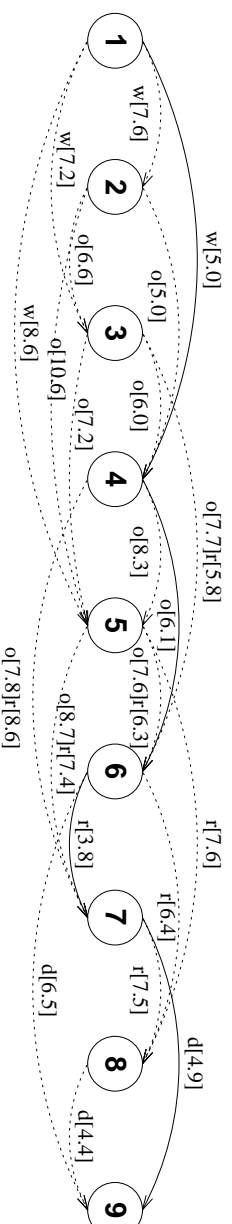
Gradient (192)	Structural (192)	Concavity (128)
----------------	------------------	-----------------

d) Feature Vector (512 bits)

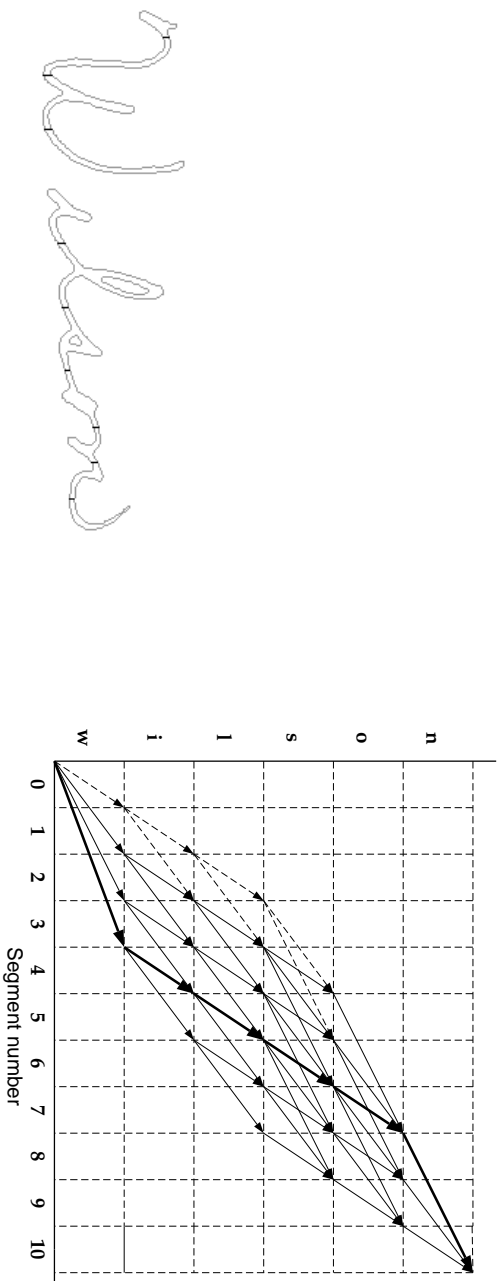


## Typical Word Recognizer


[Kim & Govindaraju, PAMI: 19(4):366-379, 1997]



- Lexicon is used in post processing OR
- Lexicon entries are considered one at a time
- Recognizer does NOT adapt to the image quality or lexicon presented
- Constraint satisfaction problem



# Active Word Recognition



West Central Street

Lexicon 1: West Central Street  
East Central Street  
Sunset Avenue

Lexicon 2: West Central Street  
West Main Street  
Sunset Avenue

Lexicon 3: West Central Street  
West Central Avenue  
Sunset Avenue

- **Lexicon:**  $H = \{\mathbf{h}_0, \mathbf{h}_1, \dots, \mathbf{h}_{N_H-1}\}$
- **Lexicon Entry:**  $\mathbf{h} = [h_0, h_1, \dots, h_{N_h-1}]$
- **Character classes:**  $C' = \{\phi, c_1, c_2, \dots, c_{N_c}\}$
- **Optimize:**  $U(\mathbf{h}|H) = A(\mathbf{h}) - \beta L(\mathbf{h}|H)$
- **Recursive equation:**  $U(\mathbf{h}|H(t)) = A(\mathbf{h}, t) - \beta L(\mathbf{h}|H(t))$

## Active Character Recognizer

- Feature Vector
- Binary Feature Vector

$$\mathbf{x} = [x_0, x_1, \dots, x_{N_x-1}]$$

$$\mathbf{b} = [b_0, b_1, \dots, b_{N_x-1}].$$

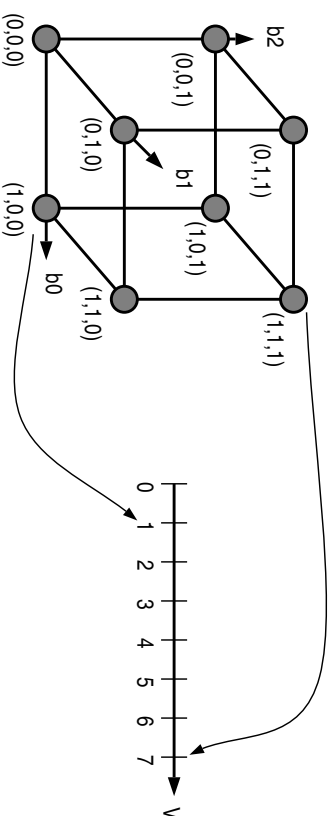
- Class
- Vector Code Space

$$C = \{c_0, c_1, \dots, c_{N_c-1}\}$$

$$V = \{0, 1, 2, \dots, 2^{N_x} - 1\}$$

- Probability in feature vector
- Probability in Vector Code

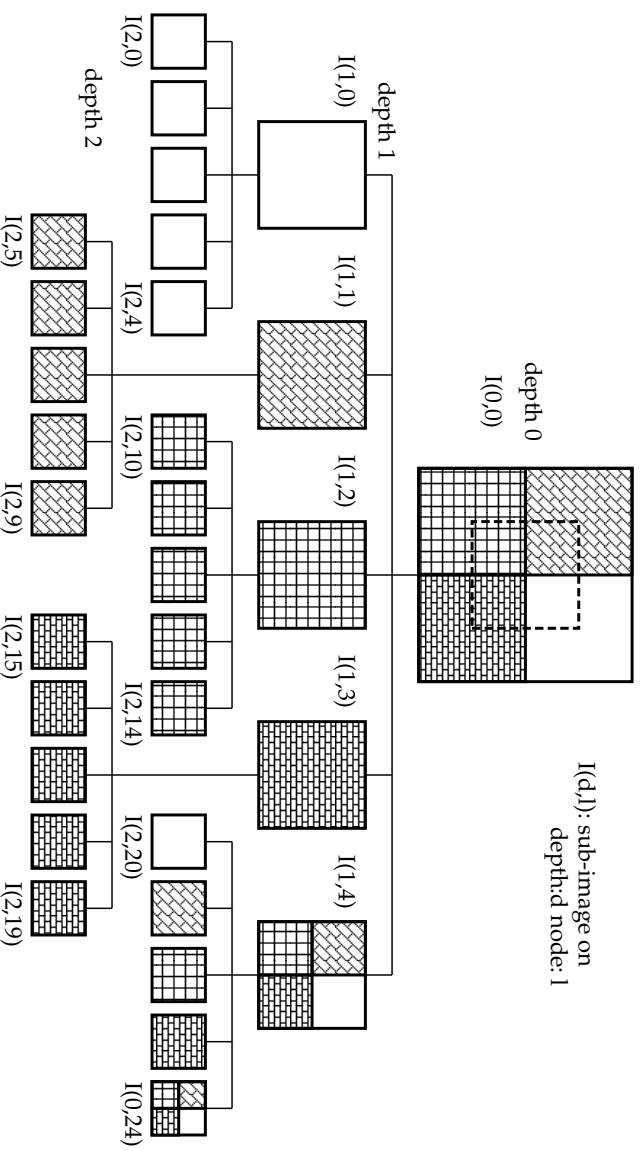
$$P(c_i|\mathbf{x}) = \frac{p(\mathbf{x}|c_i)P(c_i)}{P(\mathbf{x})} = \frac{p(\mathbf{x}|c_i)P(c_i)}{\sum_j p(\mathbf{x}|c_j)P(c_j)} = \frac{P(v|c_i)P(c_i)}{P(v)}$$



## Trade-offs associated with Feature Vector Length

- $P(c_i|v)$  is stored in a look-up table of size  $|V| \times N_c$  during training  
Storage needed for the look-up table is  $2^{N_x} \times N_c$
- An OCR of feature vector of length 9 requires table size  $2^9 \times 10 = 5, 120$ 
  - Achieves 54% recognition rate - Unacceptable!
- GSC recognition rate on the same set is 96%
  - Uses 512 feature vector requiring  $(|V| = 2^{512}) \times 10$ - unacceptable!
  - TRADE-OFF of accuracy and storage
- Solution: Simulate multi-resolution
  - Focus (higher resolution) on “important” sub-images recursively
  - Use a hierarchical division rule such as quad trees and quinn trees
  - A quinn tree of depth 4 would require  $156 \times 5, 120$  bytes- acceptable

# Multi-resolution Image Hierarchy

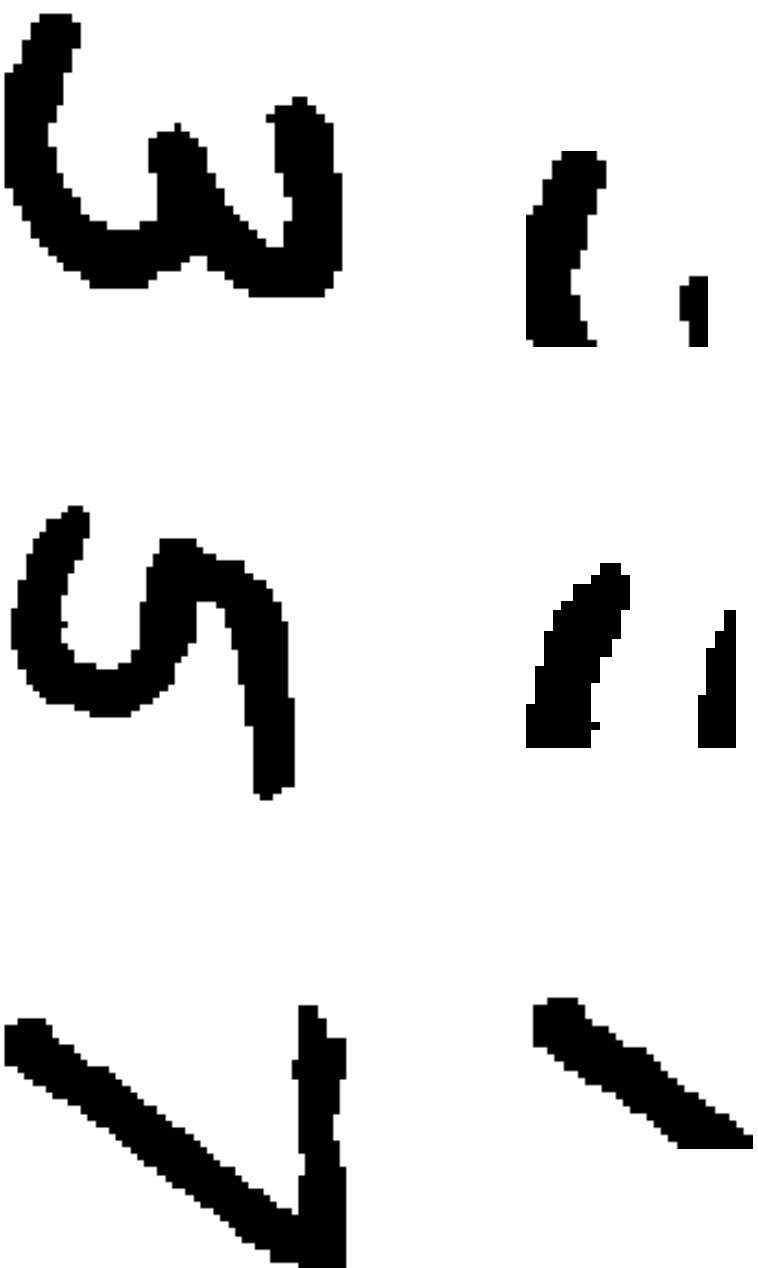


- Depth
  - $d \in \{0, 1, \dots, N_D - 1\}$
- Nodes
  - $l \in \{0, 1, \dots, N_B^d - 1\}$
- Sub-image
  - $I(d, l)$
- Vector Code in Sub-image
  - $v(d, l)$

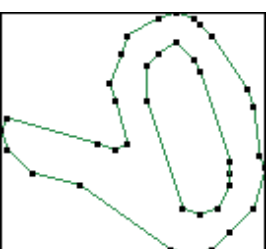
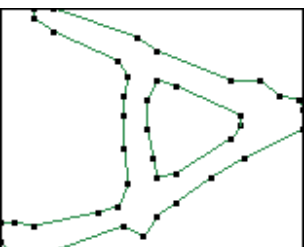
## Look-up table

$v$	$I(0,0)$	$I(1,0)$	$\dots$	$I(N_D, N_B^{N_D} - 1)$
$0$	$P_0[0], \dots, P_{N_C}[0]$	$P_0[0], \dots, P_{N_C}[0]$	$\dots$	$P_0[0], \dots, P_{N_C}[0]$
$1$	$P_0[1], \dots, P_{N_C}[1]$	$P_0[1], \dots, P_{N_C}[1]$	$\dots$	$P_0[1], \dots, P_{N_C}[1]$
$2$	$P_0[2], \dots, P_{N_C}[2]$	$P_0[2], \dots, P_{N_C}[2]$	$\dots$	$P_0[2], \dots, P_{N_C}[2]$
$3$	$P_0[3], \dots, P_{N_C}[3]$	$P_0[3], \dots, P_{N_C}[3]$	$\dots$	$P_0[3], \dots, P_{N_C}[3]$
$\vdots$	$\vdots$	$\vdots$	$\ddots$	$\vdots$
$v$	$P_0[v], \dots, P_{N_C}[v]$	$P_0[v], \dots, P_{N_C}[v]$	$\cdot s$	$P_0[v], \dots, P_{N_C}[v]$
$\vdots$	$\vdots$	$\vdots$	$\ddots$	$\vdots$
$2^{N_x} - 1$				
$MAX$	$P_0[*], \dots, P_{N_C}[*]$	$P_0[*], \dots, P_{N_C}[*]$	$\dots$	$P_0[*], \dots, P_{N_C}[*]$

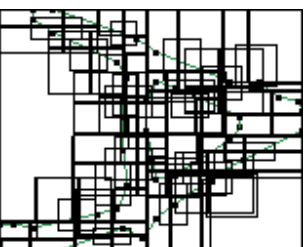
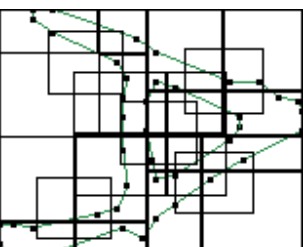
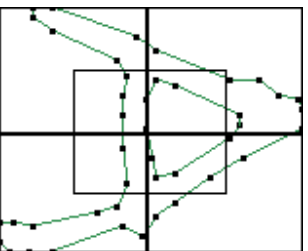
**\*Active\* Search for important zones**



## Discriminating between Pairs of Classes



**Focusing on sub-images using Quin Trees**



- **Probability**

$$P_i[v(d, l)] = \frac{P(v(d, l)|c_i)P(c_i)}{P(v(d, l))}$$

- **Recursion Index**

$$t \in \{0, 1, \dots, \sum_{d=1}^{N_{D-1}} N_B^{d-1} - 1\}$$

- **Confidence**

$$\begin{aligned} Q_i^d &= \prod_{l=0}^{N_B-1} P_i[(v(d, l))] \\ Q_i &= Q(c_i) = \prod_{d=0}^{N_D-1} Q_i^d = \\ &\prod_d \prod_l P_i[v(d, l)] \end{aligned}$$

- **\*Active\* Function:**

Identify node **NEXT** which returns maximum separability (local) between the **Top** and

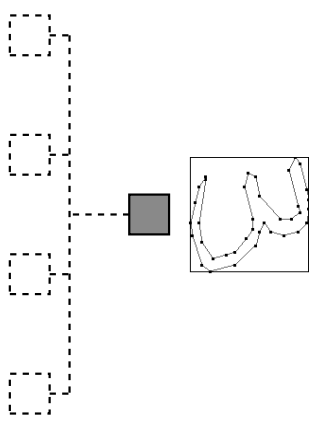
**Second** choices

- **Recursive Confidence**

$$Q_i(t) = Q_i(t - 1) \cdot Q_i^{sub}(t - 1)$$

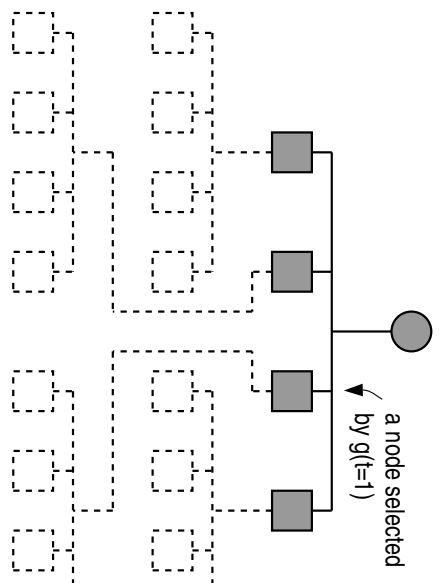
$$Q_i^{sub}(t) = \prod_{k \in \{sub - nodes\ of\ NEXT\}} P_i[v(d_k, l_k)]$$

# Update of Confidences in a Quad Tree

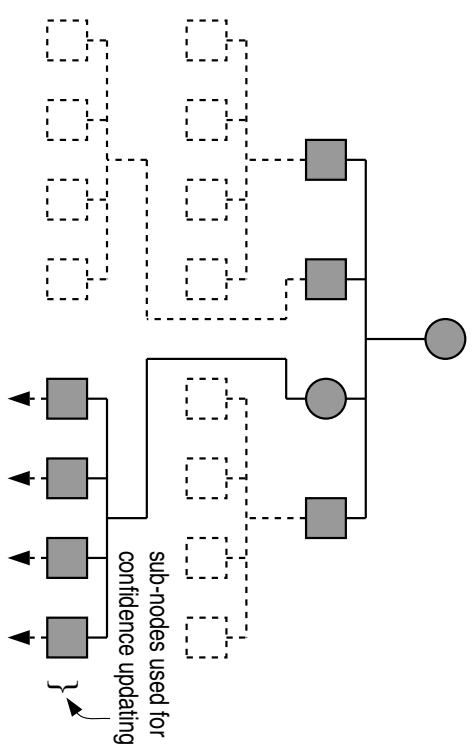


(a)

- a tree node - sub-image
- unused node
- potential node - node is processed but children are not processed
- processed node - node and all its children are processed



(b)



(c)

- Normalized Confidence
- Separability

$$\kappa_i(t) = \frac{Q_i(t)}{R_i(t)}$$

$$\sigma_{top}(t) = \frac{Q_{top}(t)}{Q_{second}(t)}$$

- Maximum Confidence

- Local Separability

$$R_i(t) = R_i(t-1) \cdot R_i^{sub}(t-1),$$

$$\sigma_i^{(d,l)}(t) = \frac{P_{top}[v(d,l),t]}{P_{second}[v(d,l),t]}$$

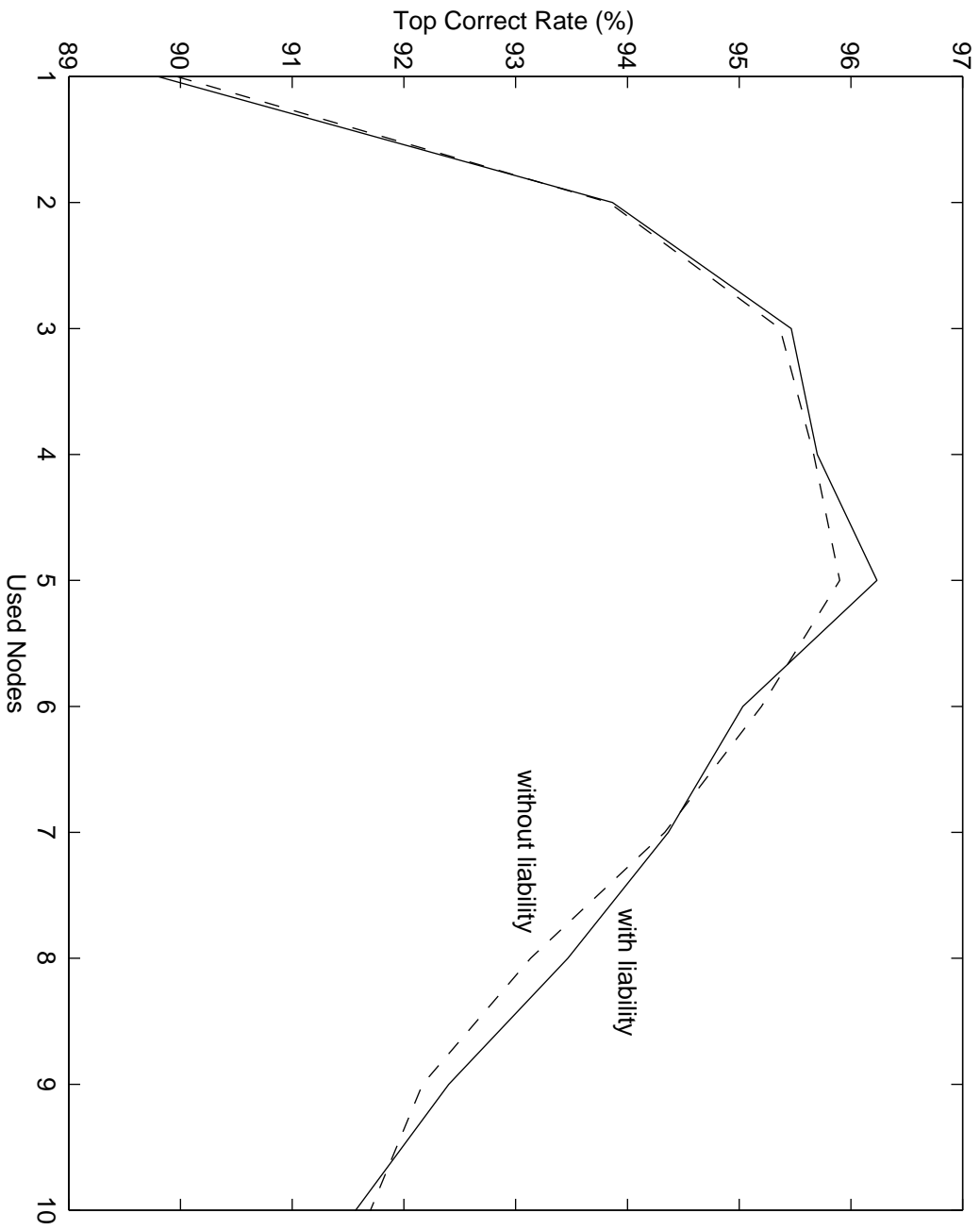
$$R_i^{sub}(t) = \prod_{k \in \{sub-nodes\ of\ NEXT\}} \max(P_i[v(d_k, l_k)]) |_{\forall v(d_k, l_k)}$$

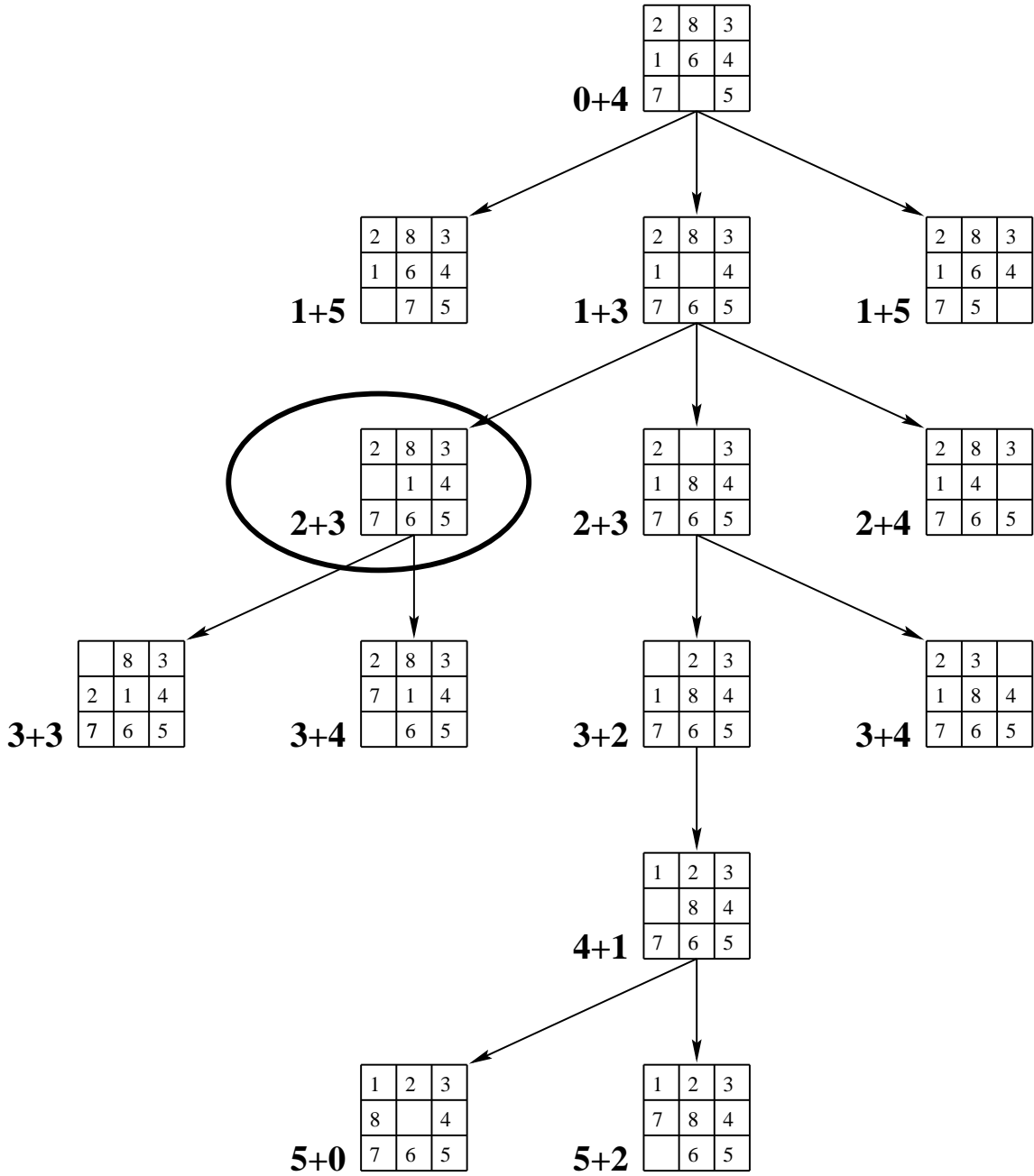
- Recursion is terminated if

$$M = \mathit{arg} \{ \max_i \kappa_i(t) \}$$

$$\kappa_M(t) > \kappa_A \text{ and } \sigma_M(t) > \sigma_T \Rightarrow \text{accept}$$

$$\kappa_M(t) < \kappa_T \text{ or } t \text{ is exhausted} \Rightarrow \text{reject}$$





# Features

- Quad tree: 4 gradient + 4 moment
- Quin tree: 4 gradient + 5 moment
- **Lookup Table** - Log scaled 256 resolution (1 byte)

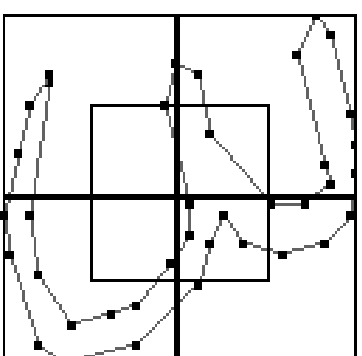
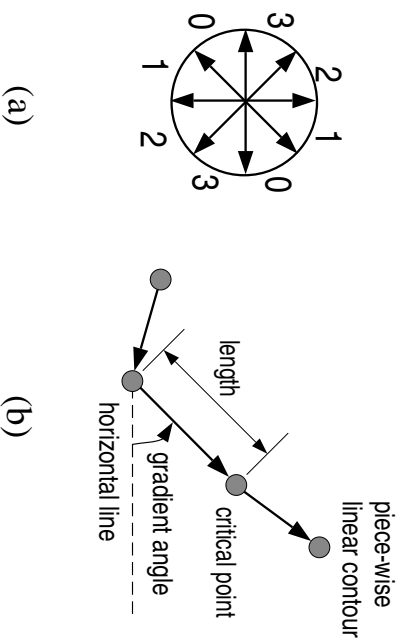


Figure 1: Gradient feature genera- Figure 2: Moment feature genera- tion tion

## Experiments

Data set	No. of classes	Training images	Testing images	Image source(s)	Train set %	Test set %
1	10	25656	12242	Postal+NIST	99.5	96.2
2	10	159228	53301	NIST digit	98.6	98.2
3	26	34961	11481	NIST alpha (U)	99.2	96.4
4	26	29059	9623	NIST alpha (L)	98.7	90.4
5	52	64020	21104	NIST alpha	93.4	78.2
6	52	64020	21104	NIST alpha (F)	97.5	92.4

Classification Method	Proposed method	Neural Network	$k$ -NN $k = 6$
Top 1 correct rate (%)	95.7	96.4	95.7
Template size ( <i>Kbytes</i> )	612	976	3,777
Recognition Time ( <i>msec/char</i> )	1.45	11.5	384
Training Time ( <i>hour</i> )	1	24	1

