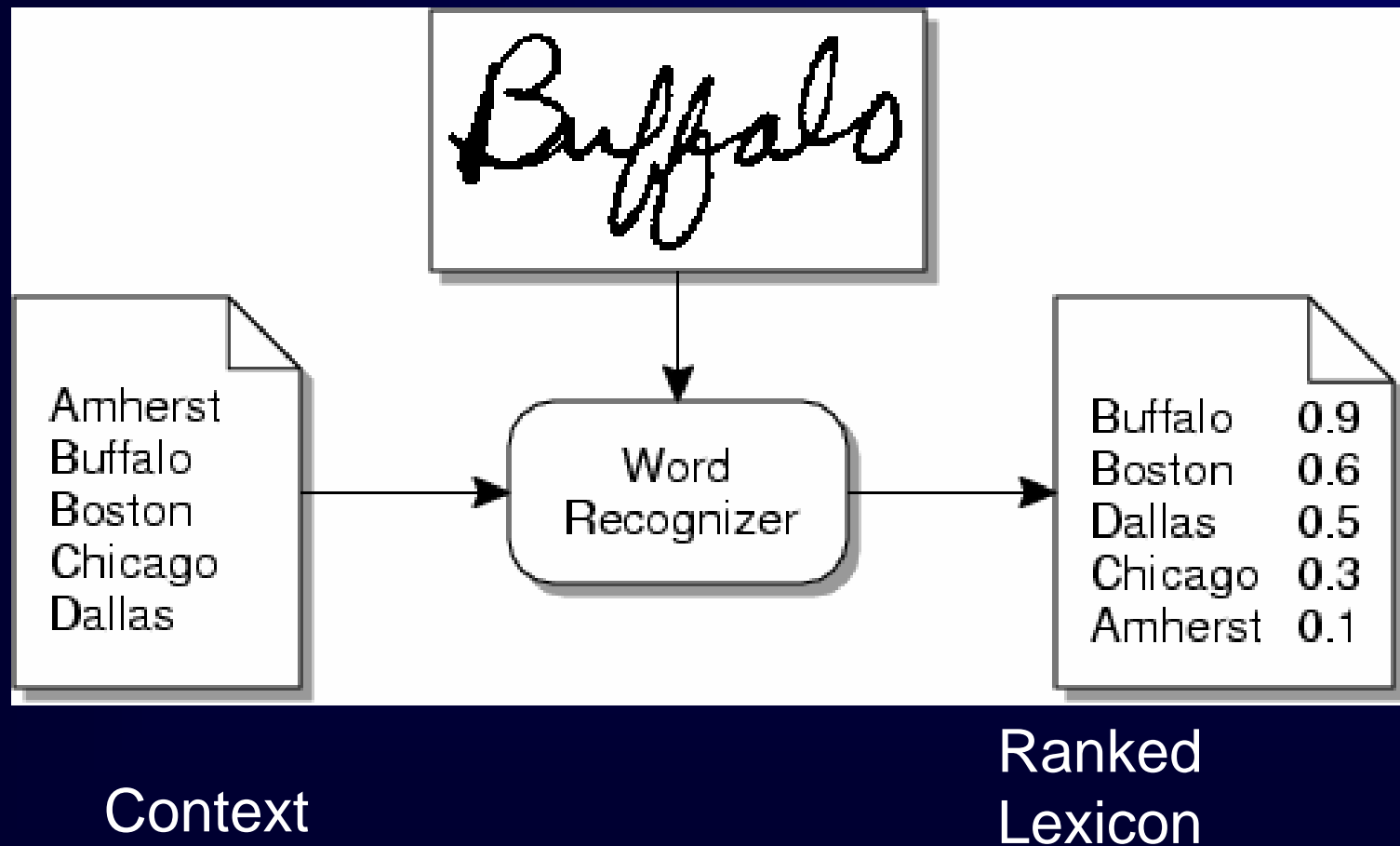

Paradigms in Handwritten Word Recognition

Venu Govindaraju

govind@buffalo.edu

The Handwritten Word Recognition Problem



Outline

□ Word Recognition Paradigms

- Lexicon Driven
- Lexicon Free
- Lexicon Fixed
- Adaptive

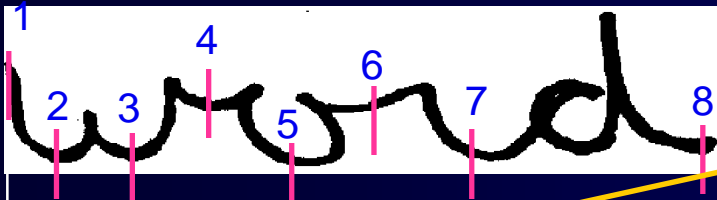
□ Applications

- Postal (Lexicon Driven)
- Medical Search Engines (Lexicon Free > Lexicon Driven)
- Bank Check (Lexicon Fixed)

□ Summary

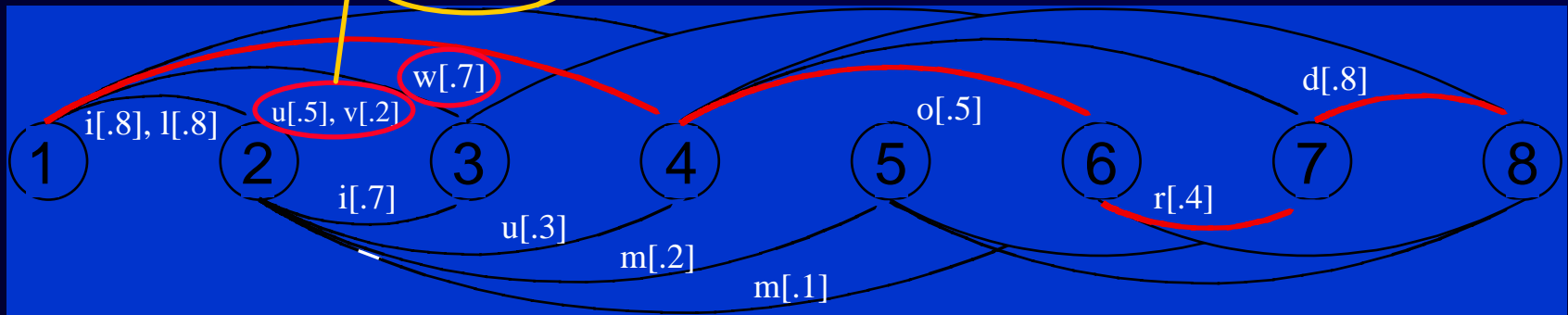
Lexicon Free Model

[Favata, T-PAMI 2000]



- Image from 1 to 3 is a 'u' with 0.5 confidence
- Image from segment 1 to 4 is a 'w' with 0.7 confidence
- Image from segment 1 to 5 is a 'w' with 0.6 confidence and an 'm' with 0.3 confidence

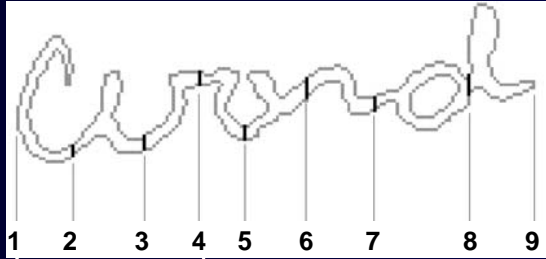
w[.6], m[.3]



Find the best path in graph from segment 1 to 8
w o r d

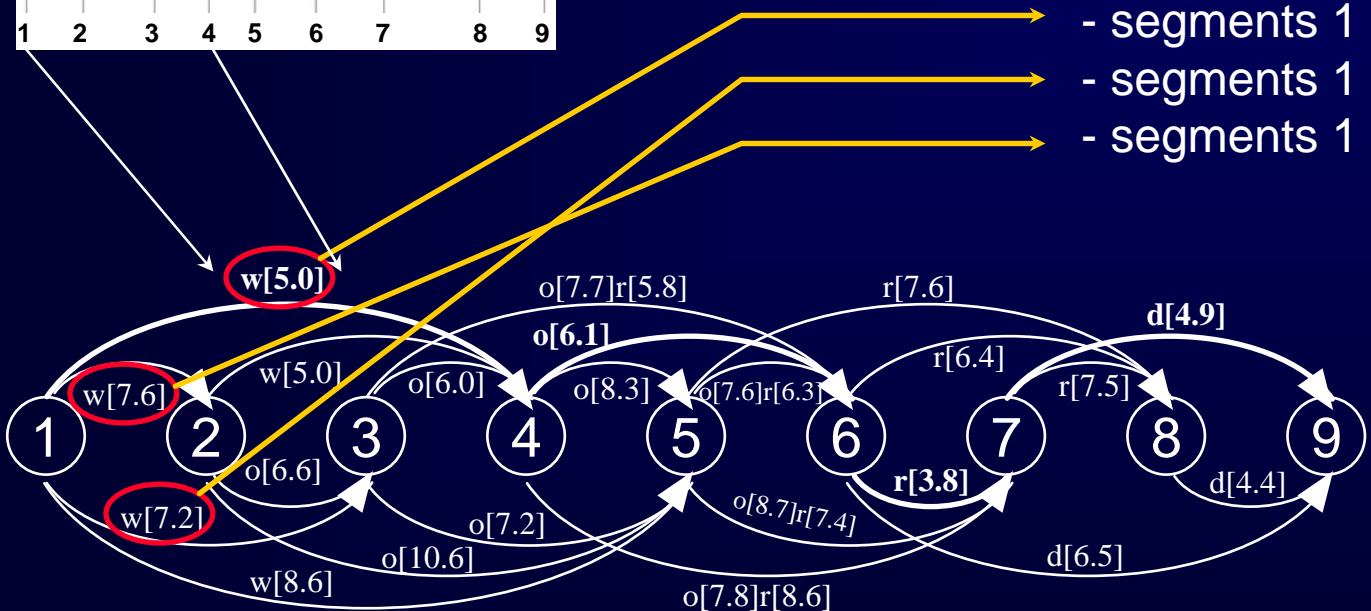
Lexicon Driven Model

[Kim and Govindaraju, T-PAMI 1997]



Distance between lexicon entry 'word' first character 'w' and the image between:

- segments 1 and 4 is 5.0
- segments 1 and 3 is 7.2
- segments 1 and 2 is 7.6



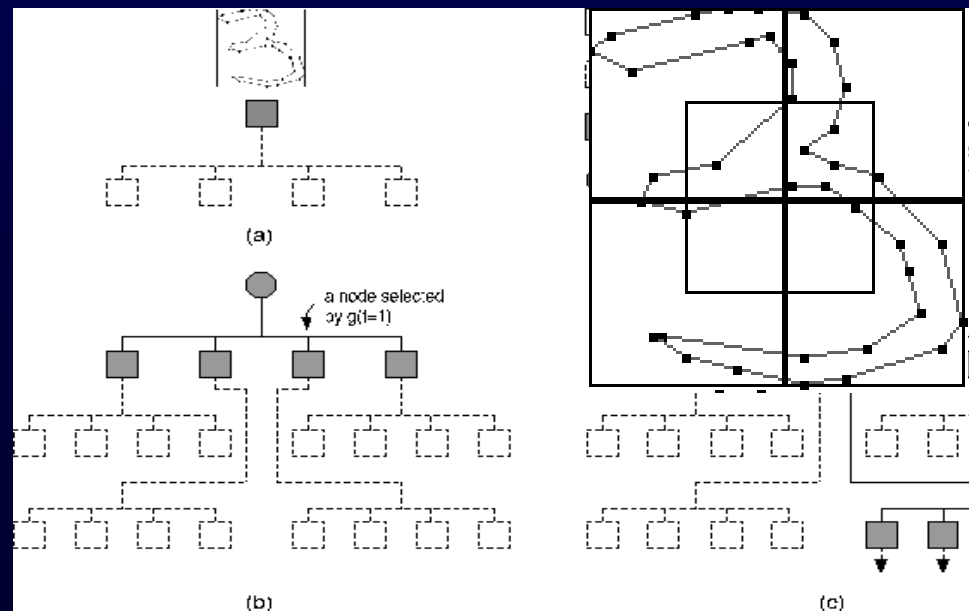
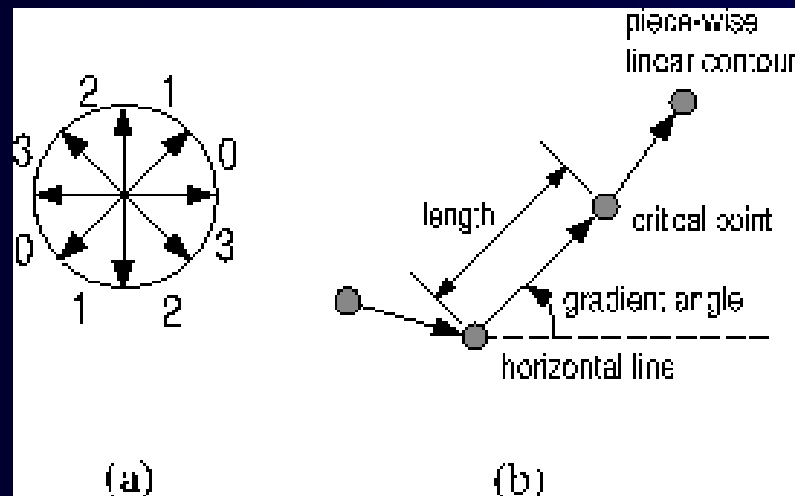
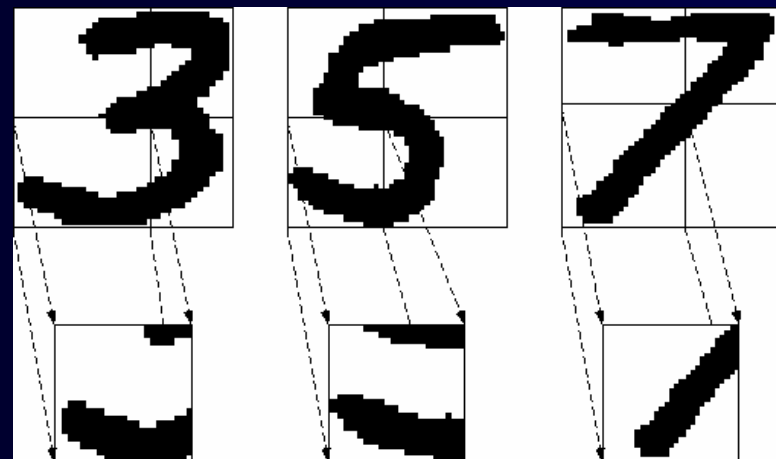
Lexicon:
WORD
BUFFALO
BALTIMORE

Find the best way of accounting for... characters 'w', 'o', 'r', 'd' buy consuming all segments 1 to 8 in the process

Adaptive Character Recognition

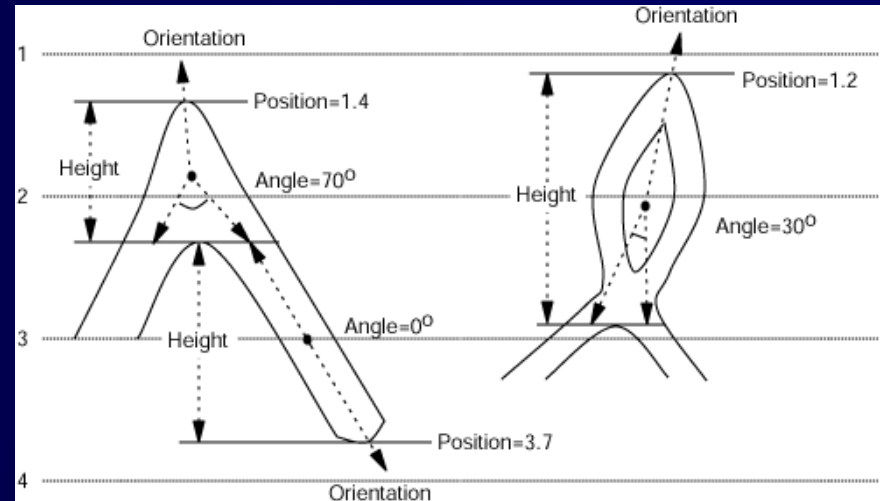

[Park, Govindaraju, and Srihari T-PAMI 2001]

- Adaptive selection of features
- Adaptive number of features
- Adaptive resolutions
- Adaptive sequencing of features
- Adaptive termination conditions



Fixed Lexcion

[Xue and Govindaraju, T-PAMI 2002]



C h a r	Freq	#Minima				#Descender	
		1	2	3	4	0	1
a	238	32.4	66.0	1.7	0.0	100.0	0
b	13	76.9	23.1	0.0	0.0		
k	39	12.8	76.9	10. 3	0.0	100.0	0.0
y	35	31.4	62.9	5.7	0.0	2.9	97.1

grapheme	pos	orientation	angle
Down cusp	3.0	-90°	
Up loop			
Down arc			

Adaptive Lexicon Model

[Park, T-PAMI 2002]

Lexicon 1

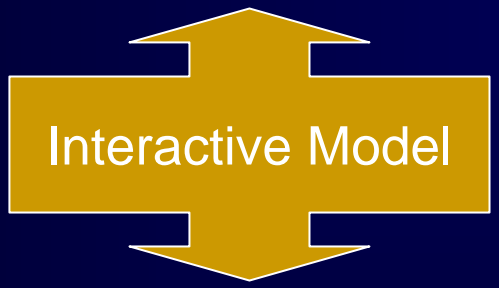
West Central Street
West Main Street
Sunset Avenue

Lexicon 2

West Central Street
East Central Street
Sunset Avenue

Lexicon 3

West Central Street
West Central Avenue
Sunset Avenue



T-crossings, loops, ascenders, descenders, length

features



West Central Street

image

Results

Classifier 10 digits	Active Model	Neural Net	KNN
Top 1%	95.7 %	96.4%	95.7%
Templates	612	976	3,777
Msec/char	1.45	11.5	384
Training hrs	1	24	1


10 digits
25656 training and 12242 test (Postal +NIST)

Lexicon	Good Quality		Historical	
	10K	1K	10K	1K
Top 1 (%)	57	67	12	28
Top 3 (%)	69	72	22	44
Top 10 (%)	74	75	32	72

 **Lexicon Driven WR**

Postal Context

Typical Mail-piece Address Block :



ZIP and Primary Number Recognition

ZIP Code: 14213 Database
 Primary Number: 74 Query

Lexicon Entry (Street Name)	Addon
BRADLEY ST	1024
COLONIAL CIR	1467
DEWITT ST	1534
GRANT ST	1905
HAMPSHIRE ST	2012
HAWLEY ST	1053
LAFAYETTE AVE	1347
LIVINGSTON ST	1653
MANCHESTER PL	1251
PO BOX	0074
POOLEY PL	1128
POTOMAC AVE	1146
PUTNAM ST	1650

Delivery Point Code: 14213165374 ← Word Recognition (Street Name) And Delivery Point Code Derivation

Lex	Top 1	Top 2
10	96.5	98.7
100	89.2	94.1
1000	75.3	86.3

Lexicon Driven

ZIP Code

- 30% of ZIP Codes contain a single street name
- 5% of ZIP Codes contain a single primary number
- 2% of ZIP Codes contain a single add-on

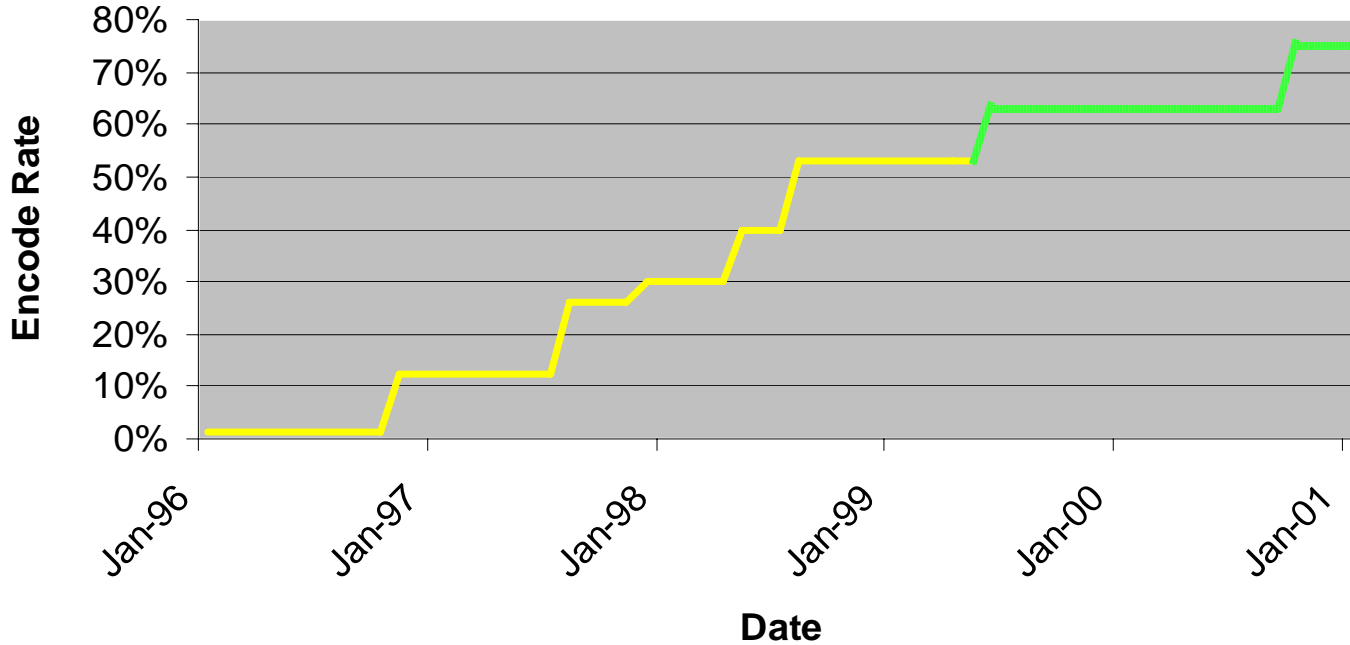
<ZIP Code, primary number>

- Maximum number of records returned is 3,071

<ZIP Code, add-on>

- Maximum number of records returned is 3,070

Handwriting Encode Rate



- Fast Processors
- Large data collection efforts
- Advances in Machine Learning Techniques

Processing Type

Cost/1000 Pieces

Manual


\$47.78

Mechanized

\$27.46

Automated

\$5.30



2002



Observations

- Accuracy around 60% for lexicons of 1K
- Poor quality documents- rates are significantly lower
- Accuracy around 95% for lexicons smaller than 100
- Need application constraints to reduce lexicon size
- “Acceptable” solutions today
 - Postal applications
 - Bank checks
- Large lexicon -> Lexicon Free
- Small and dynamic lexicon -> Lexicon Driven
- Small and static lexicon -> Lexicon Fixed

New Frontiers

Poor Quality Documents

Search Engine Applications

- Lexicons are typically large: >5K
- Can tolerate lower accuracy- around 70% accuracy (and 30% error!)
- Topic categorization to yield small lexicons
- Keyword spotting

Search Engine Medical Forms

TIME	RESP	PULSE	B.P.	LEVEL OF CONSCIOUSNESS	GCS	R	PUPILS	L	SKIN	STATUS	
1320	Rate: 20 <input checked="" type="checkbox"/> Regular <input type="checkbox"/> Shallow <input type="checkbox"/> Labored	Rate: 76 <input checked="" type="checkbox"/> Regular <input type="checkbox"/> Irregular	130 P	<input checked="" type="checkbox"/> Alert <input type="checkbox"/> Voice <input type="checkbox"/> Pain <input type="checkbox"/> Unresp.	15	<input checked="" type="checkbox"/>	Normal Dilated Constricted Sluggish No-Reaction	<input type="checkbox"/>	<input type="checkbox"/> Unremarkable <input type="checkbox"/> Cool <input checked="" type="checkbox"/> Warm <input type="checkbox"/> Moist <input checked="" type="checkbox"/> Dry	<input type="checkbox"/> Pale <input type="checkbox"/> Cyanotic <input type="checkbox"/> Flushed <input type="checkbox"/> Jaundiced	<input type="checkbox"/> C <input type="checkbox"/> U <input checked="" type="checkbox"/> P <input type="checkbox"/> S

OBJECTIVE PHYSICAL ASSESSMENT 84 y/o ♂ COA13 HEENT NO trauma/ABNOR/PEARL
 Pt. is hard of hearing, chest: ⊖ bilat. exp. ABD: soft x4
 Ext's: no trauma ⊕ pulse/motion/neuro. Some sweating noted
 COMMENTS D stick 76 Pt Tx supine w/ ALS during TX.
 p. TX ER RM³ w/ care → ER Staff

abd gnt, stable pelvis

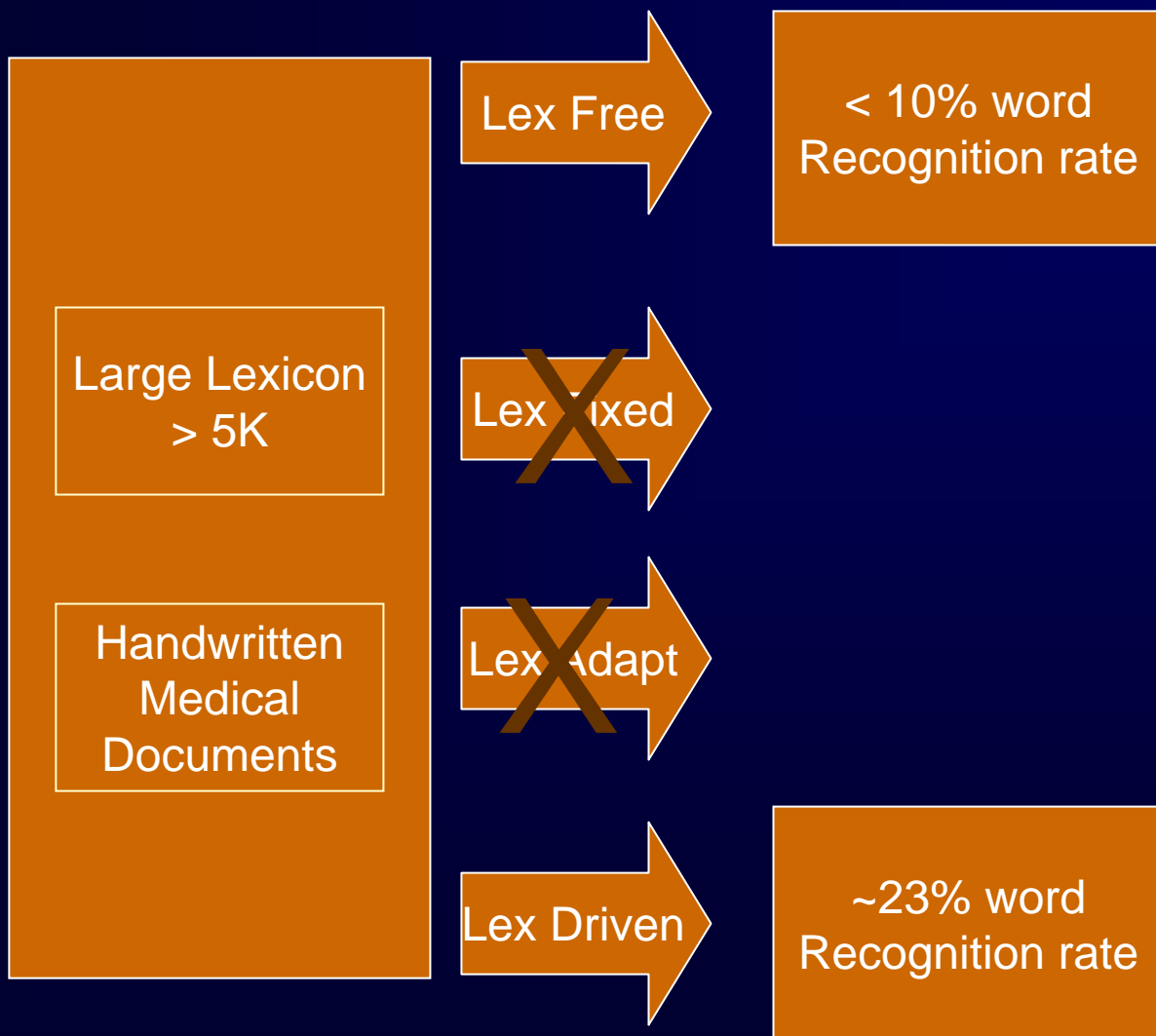


abd gnt, stable pelvis

High Confidence Characters

- abd "a ? q"
- gnt "t"
- stable "t", "a", "b", "e ? c"
- pelvis "e ? c", "l", "v ? u"

New Paradigm for Large Lexicons



LEXICON SIZE	
FROM TRAINING SET:	5,628
TOTAL WORDS	
ACROSS LEXICONS :	8,156
AVERAGE CATGORIES	
PER FORM	1.4
MAXIMUM CATEGORIES	
PER FORM	5
TOTAL TRAINING PCR'S:	750
TOTAL TESTING PCR'S:	62
TOTAL TRAINING WORDS:	42,226
TOTAL TEST WORDS:	3,089

Topic Categorization for Lexicon Reduction

Large Lexicon
> 5K

Lex Free

Analyze high
Confidence
chars

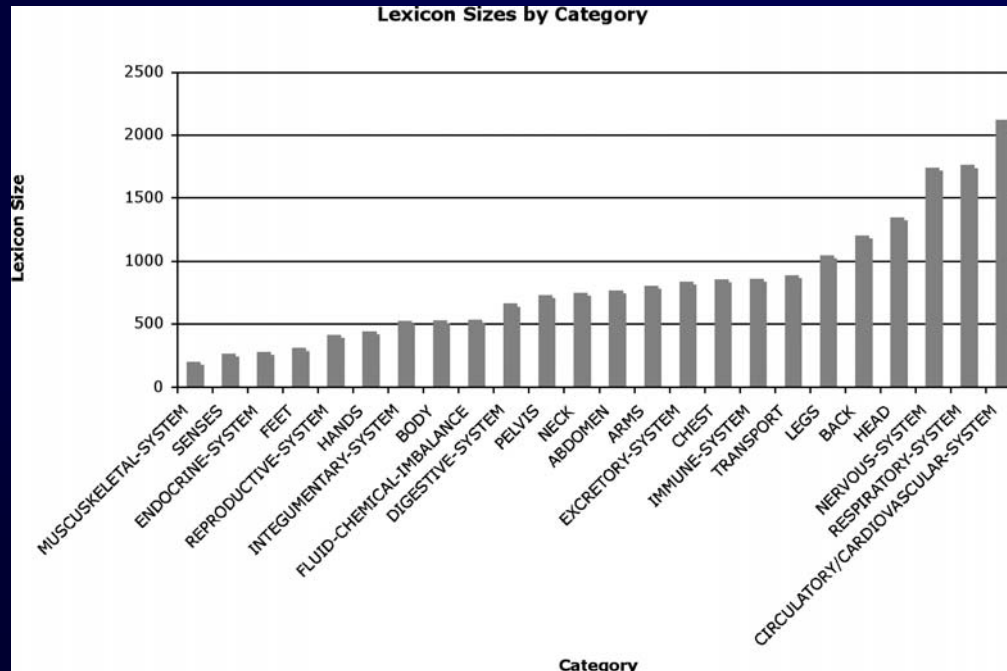
Topic
Categorization

Select Reduced
Lexicon
~2.5K

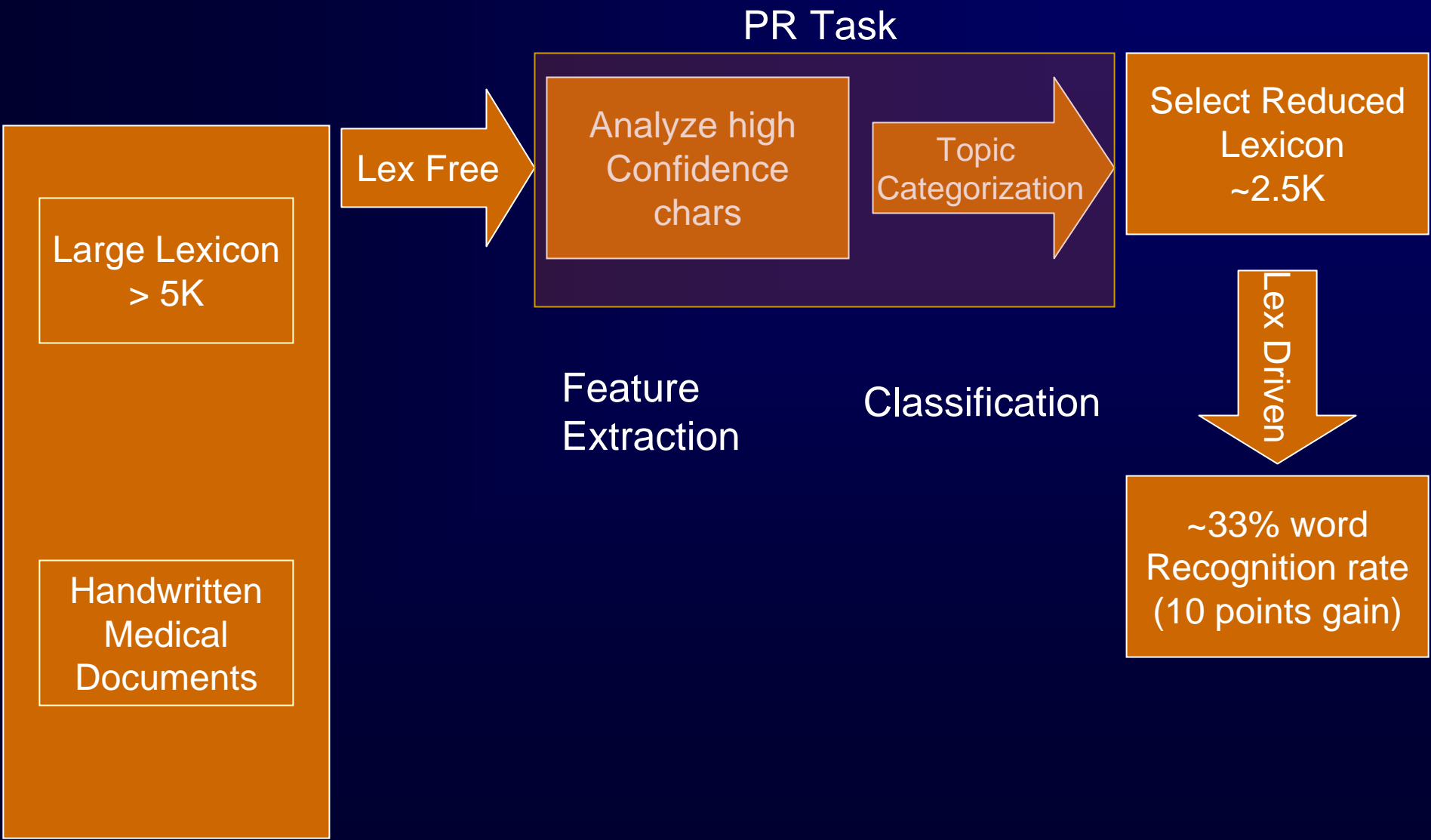
Lex
Driven

~33% word
Recognition rate
(10 points gain)

Handwritten
Medical
Documents



Topic Categorization



Large Lexicon
> 5K

Handwritten
Medical
Documents

Lex Free

PR Task

Analyze high
Confidence
chars

Topic
Categorization

Select Reduced
Lexicon
~2.5K

Lex Driven

Feature
Extraction

Classification

~33% word
Recognition rate
(10 points gain)

Topic Features

Training

$$cohesion(w_a, w_b) = z \cdot \frac{f(w_a, w_b)}{\sqrt{f(w_a) * f(w_b)}}$$

OBJECTIVE PHYSICAL ASSESSMENT FOUND SUPINE ON GROUND - PE → CAOx3 - PEARL - SMALL LAC ON NOSE
BLOOD IN BOTH NOSTRILS & MOUTH - LUNGS CTA - BOLLY - FIRM PULSATING MASS
 MOVING ALL ④ EXT. - SPINAL PRECAUTIONS, → AMP & ROUTINE BLS/ALS
COMMENTS Tx 2 IV CANTHINE. BLOOD GLUCOSE @ 95MG/DL, Tx 3 DON 100MG
 (A) SYNCOPE FACIAL INJURIES, POSS. AAA.
MEDICAL REASON FOR AMBULANCE TRANSPORT: O2/SPINAL/LXG/IV/EVAL/Tx → REPORT GIVEN TO KAREN -RN.

Remove Stopwords

High Cohesion

Low Cohesion

High Cohesion

Generate All Possible Character Combinations (Remove Duplicates)

Blood bl, bo, ~~bo~~, bd, lo, ~~lo~~, ld, oo, od, ~~od~~

Nostrils no, ns, nt, nr, ni, nl, ~~ns~~, os, ot, or, oi, ol, ~~os~~, st, sr, si, sl, ss ...

Mouth mo, mu, mt, mh, ou, ot, oh, ut, uh, th

Pairing All High Cohesion Phrases and Construct nm-gram Terms

(Blood, Nostrils) (bl, no), (bl, ns), (bl, nt), (bl, nr) ...

(Blood, Mouth) (bl, mo), (bl, mu), (bl, mt), (bl, mh) ...

DIGESTIVE-SYSTEM

FQ	CHSN	PHRASE
30	0.72	PAIN INCIDENT
5	0.31	PAIN TRANSPORTED
42	0.54	PAIN CHEST
52	0.81	STOMACH PAIN
9	0.25	HOME PAIN
6	0.43	VOMITING ILLNESS

PELVIS

1860	2.49	PAIN HIP
144	0.34	HIP JVD
112	0.39	PAIN CHANGE
275	0.81	HIP FX
110	0.37	HIP CHANGE
163	0.40	JVD PAIN
106	0.40	CAOX3 PAIN
202	0.50	PAIN JVD
213	0.55	PAIN LEG
205	0.42	CHEST HIP

Feature Extraction

Lexicon Free


- Phrases extracted from Circulatory/Cardiovascular-System category.
- **Blue** indicates successfully extracted top-choice character.
- **Red** indicates unsuccessfully extracted top-choice character.

CHEST PAIN/PRESSURE (CP) IMAGES		CP BI-GRAMS			
(ID: 48)		*H*U* *B*I*	(ID: 342-2)		*C*S* *A*N*
(ID: 65)		*C*A* *W*T*	(ID: 407-1)		*C*M* *P*A*
(ID: 120)		*E*S* *T*M*	(ID: 407-2)		*H*O* *A*W*
(ID: 183)		*E*O* *P*A*	(ID: 473)		*C*F* *L*A*
(ID: 185)		*C*O* *A*N*	(ID: 643)		*C*H* *A*W*
(ID: 189)		*C*W* *R*S*	(ID: 695-1)		*L*S* *L*R*
(ID: 199)		*F*F* *P*O*	(ID: 98)		*C*S* *S*S*
(ID: 276)		*L*F* *L*M*	(ID: 606)		*C*W* *D*M*
(ID: 342-1)		*C*S* *A*N*	(ID: 695-2)		*C*F* *W*L*

Latent Semantic Modeling

(Chu-Carroll, et al., 1999)

	Digestive System	Circulatory System	Immune System	Head	Neck	Back	Pelvis	Legs	Arms	Pseudo-Category Vector
(bl, no)	0	0	0	.95	0	0	0	0	0	0
(bl, ns)	.07	0	0	.34	0	.34	0	0	0	2
(bl, nt)	0	0	0	.95	0	0	0	0	0	1
(bl, nr)	0	.06	0	.44	0	0	0	.20	0	1
(bl, mo)	0	0	0	.33	0	.56	0	0	0	1
(bl, mu)	0	0	0	.41	0	0	0	.51	0	0
(bl, mt)	0	.05	0	.44	0	.19	0	0	0	2
(bl, mh)	0	0	0	.95	0	0	0	0	0	0
(bo, no)	.18	0	0	.57	0	.25	0	0	0	3
(bo, ns)	0	0	0	.42	0	.49	0	0	0	1



Vector Q is now added to the original normalized/weighted matrix X

$$B_{t,c} = \frac{A_{t,c}}{\sqrt{\sum_{e=1}^n A_{t,e}^2}}$$

$$IDF(t) = \log_2 \frac{n}{c(t)}$$

$$X_{t,c} = IDF(t) \cdot B_{t,c}$$

$$z = \cos(x,y) = \frac{x \cdot y^T}{\sqrt{\sum_{i=1}^n x_i^2 \cdot \sum_{i=1}^n y_i^2}}$$

Results

	CL	CLT	AL	ALT	SL	SLT	RL	RLT
ACC	76.34%	76.92%	63.52%	66.59%	70.51%	71.51%	70.70%	71.06%
ERR	71.93%	69.95%	57.24%	47.12%	62.26%	59.44%	62.04%	59.45%
RAW	23.31%	25.32%	32.31%	41.73%	30.30%	32.73%	30.62%	32.63%
LS	5,628	8,156	1,193	1,246	2,514	2,620	2,401	2,463
!L	n/a	n/a	23.89%	8.02%	16.06%	10.46%	16.61%	12.23%
!HL	n/a	n/a	33.33%	97.98%	48.19%	73.99%	46.59%	62.96%

ACC: accept rate

ERR: error rate

RAW: raw recognition rate

LS: lexicon size for experiment

!L: percentage of truther word not in reduced lexicon

!HL: percentage from !L set in which a human could not decipher the word

CL: complete lexicon

AL: category oracle machine

SL: synthetic term generation

RL: reduced lexicon approach

“-T” indicates test deck lexicon inserted into reduced lexicon.

Results Summary

	CLT to RLT	CL to RL	CLT to ALT	CLT to SLT
HR	↑7.48%	↑7.42%	↑17.58%	↑7.42%
Error Rate	↓10.78%	↓10.88%	↓24.53%	↓10.21%

- ❑ Querying 800 forms with 1,250 cohesive phrases
- ❑ Blind test deck of 200 forms
- ❑ CL returns 0 forms 73% of the time
- ❑ RL returns 0 forms 23% of the time

Future Directions

- Classifier Fusion
- Topic Modeling
- Sentence Level Language Models

Summary

- Recognition paradigms based on use of lexicon
- Adaptive methods
- State of the art
- Search engine applications