

Bayesian Network Construction and Inference

Bayesian Network

- A graphical structure to represent and reason about an uncertain domain
- Nodes represent random variables in the domain
- Arcs represent dependencies between variables

Medical Diagnosis: Lung Cancer

Node Name	Type	Values
Pollution (P)	Binary	{Low,High}
Smoker(S)	Boolean	{T,F}
Cancer(C)	Boolean	{T,F}
Dyspnoea (D)-short breath	Boolean	{T,F}
X-ray (X)	Binary	{Pos, Neg}

Variable Discretization

- Two approaches
 - 1. Equal probability intervals
 - 2. Effect on other variables (no. of children)

Network Topology for Lung Cancer

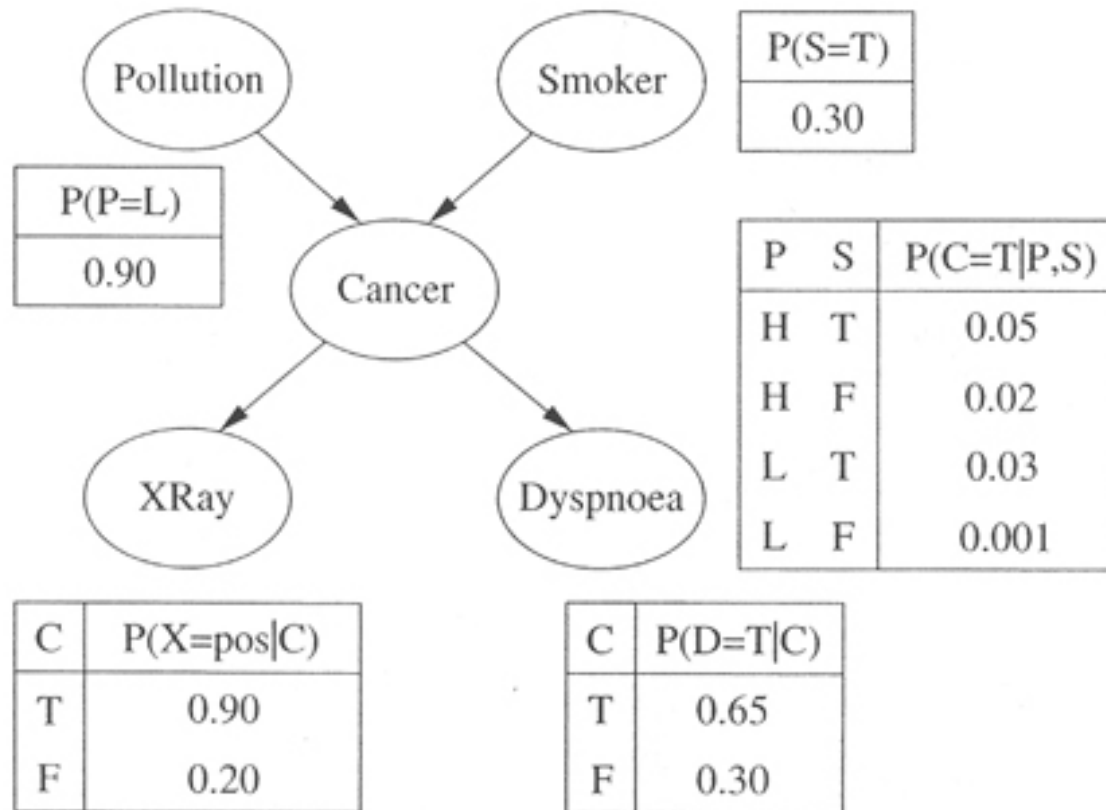


FIGURE 2.1

A BN for the lung cancer problem.

Types of Reasoning

- Diagnostic (opposite to arcs direction)
- Predictive (effect on variables when causes known)
 - smoking increases chances of cancer even before diagnostic test available
- Intercausal (or explaining away)
 - Knowing cancer present and finding he is a smoker explains away pollution

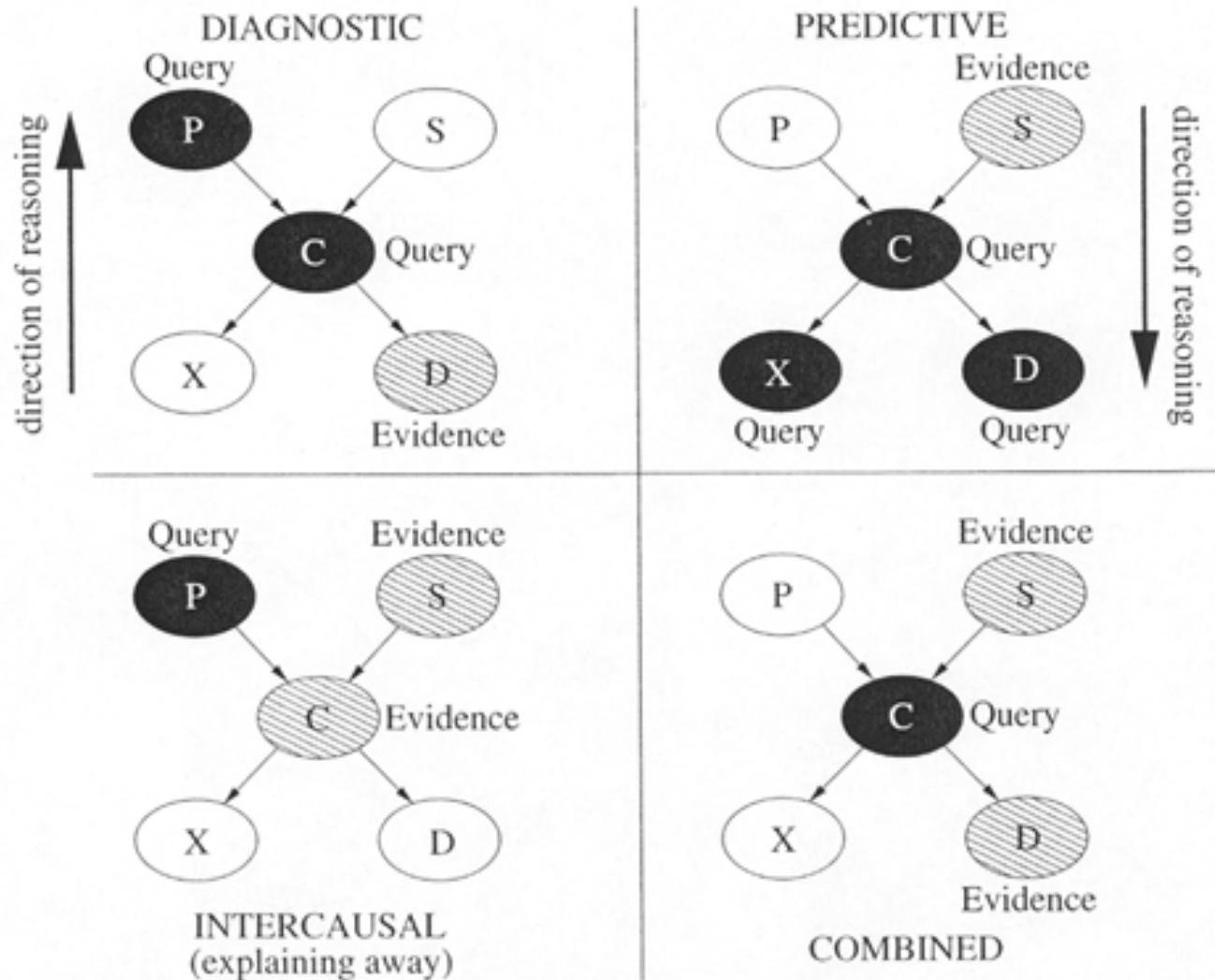


FIGURE 2.2
Types of reasoning.

Prior Probabilities

TABLE 2.2

Updated beliefs given new information with smoking rate 0.3 (top set) and 0.5 (bottom set)

Node P(S)=0.3	No Evidence	Reasoning Case				
		Diagnostic D=T	Predictive S=T	Intercausal C=T		Combined D=T S=T
Bel(P=high)	0.100	0.102	0.100	0.249	0.156	0.102
Bel(S=T)	0.300	0.307	1	0.825	1	1
Bel(C=T)	0.011	0.025	0.032	1	1	0.067
Bel(X=pos)	0.208	0.217	0.222	0.900	0.900	0.247
Bel(D=T)	0.304	1	0.311	0.650	0.650	1
P(S)=0.5						
Bel(P=high)	0.100	0.102	0.100	0.201	0.156	0.102
Bel(S=T)	0.500	0.508	1	0.917	1	1
Bel(C=T)	0.174	0.037	0.032	1	1	0.067
Bel(X=pos)	0.212	0.226	0.311	0.900	0.900	0.247
Bel(D=T)	0.306	1	0.222	0.650	0.650	1

Representing the joint probability distribution

Bayesian network provides a more compact representation than simply describing every instantiation of all variables

Notation:

BN with n nodes X_1, \dots, X_n .

A particular value in joint pdf is

Represented by $P(X_1=x_1, X_2=x_2, \dots, X_n=x_n)$ or as $P(x_1, \dots, x_n)$

By **chain rule** of probability theory:

$$P(x_1, x_2, \dots, x_n) = P(x_1) \times P(x_2 | x_1) \times \dots \times P(x_n | x_1, \dots, x_{n-1})$$
$$\dots = \prod_i P(x_i | x_1, \dots, x_{i-1})$$

Bayesian Network Inference

$$\begin{aligned} P(x_1, x_2, \dots, x_n) &= P(x_1) \times P(x_2 | x_1) \times \dots \times P(x_n | x_1, \dots, x_{n-1}) \\ \dots &= \prod_i P(x_i | x_1, \dots, x_{i-1}) \end{aligned}$$

Since the value of a particular node is conditioned only on its parent nodes, this reduces to

$$P(x_1, x_2, \dots, x_n) = \prod_i P(x_i | \text{Parents}(X_i))$$

Provided

$$\text{Parents}(X_i) \subseteq P(x_1, \dots, x_{i-1})$$

Evaluation of an expression

$$P(X = \text{pos} \cdots \wedge \cdots D = T \cdots \wedge \cdots C = T \cdots \wedge \cdots P = \text{low} \cdots \wedge \cdots S = F)$$

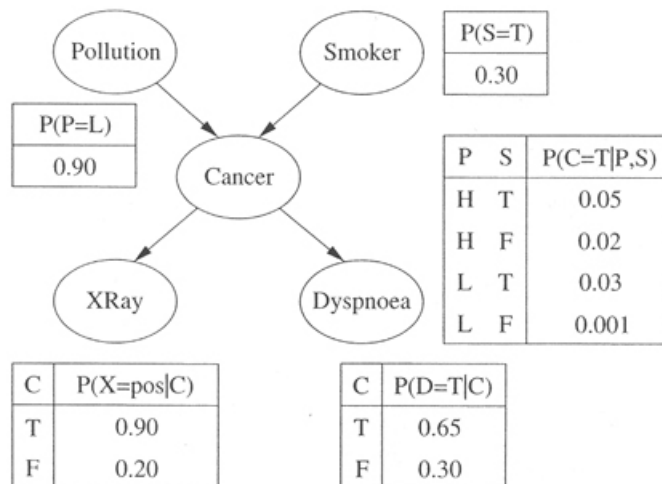


FIGURE 2.1

A BN for the lung cancer problem.

Evaluation of a joint probability expression

$$P(X = \text{pos} \dots$$

$$\wedge D = T \dots$$

$$\wedge C = T \dots$$

$$\wedge P = \text{low} \dots$$

$$\wedge S = F)$$

By chain rule $P(x_1, x_2, \dots, x_n) = P(x_1) \times P(x_2 | x_1) \times \dots \times P(x_n | x_1, \dots, x_{n-1})$

$$= P(S = F)$$

$$\times P(P = \text{low} | S = F)$$

$$\times P(C = T | P = \text{low}, S = F)$$

$$\times P(D = T | C = T, P = \text{low}, S = F)$$

$$\times P(X = \text{pos} | D = T, C = T, P = \text{low}, S = F)$$

Evaluation of joint probability expression

$$P(S = F)$$

$$\times P(P = \text{low} \mid S = F)$$

$$\times P(C = T \mid P = \text{low}, S = F)$$

$$\times P(D = T \mid C = T, P = \text{low}, S = F)$$

$$\times P(X = \text{pos} \mid D = T, C = T, P = \text{low}, S = F)$$

By Bayes Network

$$= P(S = F)$$

$$\times P(P = \text{low})$$

$$\times P(C = T \mid P = \text{low}, S = F)$$

$$\times P(D = T \mid C = T)$$

$$\times P(X = \text{pos} \mid C = T)$$

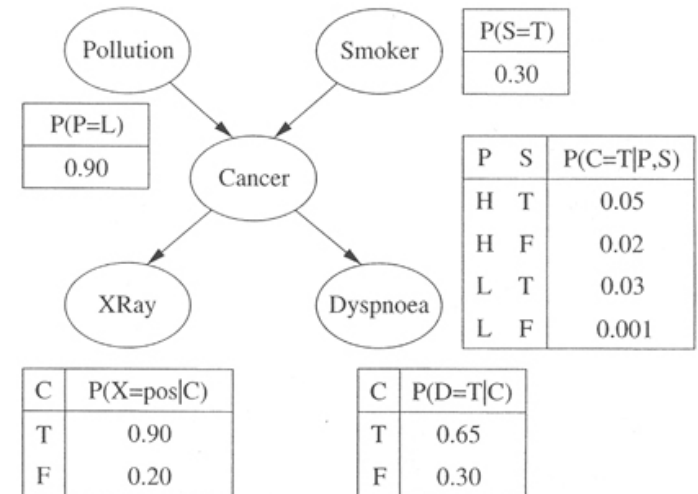


FIGURE 2.1

A BN for the lung cancer problem.

Commercial Bayes Nets

www.norsys.com

Click on Resources and Tutorial