

Retrieval by Content

Image Retrieval

Image Retrieval Problem

- Large Image and video data sets are common
 - Family birthdays
 - Remotely sensed images (NASA)
- Retrieval by Content appealing as datasets get large
 - Find similar diagnostic images in radiology
 - Find relevant stock footage in advertising/journalism
 - Cataloging in geology, art and fashion
- Manual annotation is subjective, time consuming

Content Based Image Retrieval

- CBIR involves *semantic* retrieval, e.g.,
 - Find pictures of dogs
 - Find pictures of Abraham Lincoln
- Open-ended task is very difficult
 - Chihuahuas and Great Danes look very different
 - Lincoln may not always be facing the camera or in the same pose
- Current CBIR systems
 - Use lower-level features like texture, color, and shape
 - Common higher-level features like faces, e.g., facial recognition system
 - Not every CBIR system is generic
 - e.g. shape matching can be used for finding parts inside a CAD-CAM database

Query Types for CBIR

- Query by Content:
 - Find the K most similar images to this query image
 - Find the K images that best match this set of image properties
- *Query by example*
 - query image (supplied by the user or chosen from a random set)
 - find similar images based on low-level criteria
- *Query by sketch*
 - user draws a rough approximation of the image, e.g., blobs of color
 - locate images whose layout matches the sketch
- Other methods
 - Specify proportions of colors (e.g. "80% red, 20% blue")
 - searching for images that contain an object given in a query image

Image Understanding

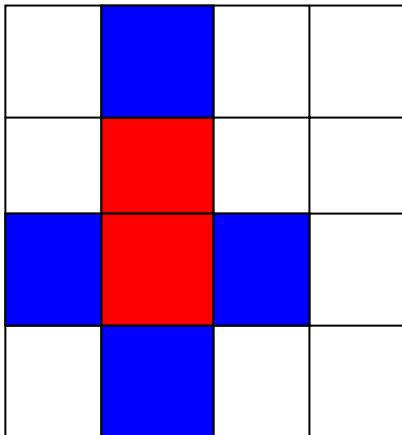
- Finding images similar to each other is equivalent to solving the general image understanding problem
 - i.e., extracting semantic content from the images data
- Humans excel at this
 - Performance of humans extremely difficult to replicate
 - Classifying dogs, cartoons in arbitrary scenes is beyond capability of current computer vision algorithms
- Methods have to rely on low-level visual clues

Image Representation

- Original pixel data in an image is abstracted to a feature representation
 - color and texture features
- As with documents, original images are converted into standard $N \times p$ data matrix format
 - Row represents a particular image
 - Columns represent an image feature
- Feature representation more robust to scale and translation than direct pixel measurements
 - Invariant to lighting, shading, viewpoint

Image Representation

- Typically, features are pre-computed for use in retrieval
- Distance calculations and retrieval carried out in feature space
- Original pixel data is reduced to an $N \times p$ matrix



Can pre-compute for each
32 x 32 sub-region of a 1024 x 1024
pixel image

Allows spatial constraints in queries
such as “red in center and blue around
edges”

Query by Image Content (QBIC)

- Maybury (ed) Intelligent Multimedia Retrieval, 1997
- Flickner, et al, QBIC, IEEE Computer, 1995.

QBIC features

1. 3-D color feature vector
 - Spatially averaged over the whole image
 - Euclidean distance
2. k-dimensional color histogram
 - bins selected by partition based-based clustering algorithm such as k means
 - k is application dependent
 - Mahanalobis distance using inverse variances
3. 3-D Texture Vector
 - coarseness/scale, directionality, contrast
4. 20-dimensional shape feature based on area, circularity, eccentricity, axis orientation, moments

Similarity

- Euclidean Distance

Image Queries

- Queries depend on computed features
- Features provide a language for query formulation
- Two basic forms of queries:
 - Query by example:
 - Sample image or Sketch shape of object of interest
 - Match computed feature vectors
 - Query in terms of feature representation
 - Images that are 50% red and specified directional and coarseness properties

Analogy with Text Retrieval

- Representing Images and Queries in common vector form is similar to vector space representation
- Features are real numbers instead of a weighted count
- PCA and Rocchio's relevance feedback are used

Image Invariants

- Many common distortions of visual data such as translations, rotations, nonlinear distortions, scale variability and illumination changes (shadows, occlusion, lighting)
- Humans can handle these with ease
- Methods are typically not invariant
 - Unless features can take care of them


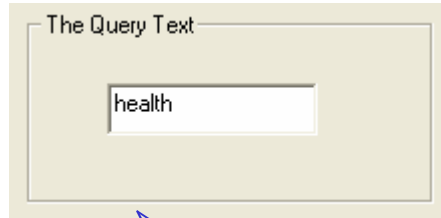
Generalizations of Image Retrieval

- Image can be interpreted much more broadly
 - Web pages with text and graphics
 - Handwritten text and drawings
 - Paintings, line drawings, maps
 - Video data indexing and querying

Word Spotting in Handwritten Documents

CEDAR-FOX system

Searching Handwritten Document Images



From
Jim Elder
829 Loop Street 300
Albany, New York 12207

To
Dr. Bob Grant
602 Queensberry Parkway
Oswego, West Virginia 25638

We were referred to you by Xena Cohen at the University Medical
This is regarding my friend, Kate Zack.

It all started ~~about~~ around six months ago while attending the "Rubey" Jazz
Organizing such an event is no picnic, and as President of the Alumni AS
co-sponsor of the event, Kate was overworked, but she enjoyed her job, and
was required of her with great zeal and enthusiasm.

However, the extra hours affected her health; halfway through the show she
we rushed her to the hospital, and several questions, X-rays and blood tests later
it was just exhaustion.

Kate's been in very bad health since. Could you kindly take a look at the
and give us your opinion?

Thank you!

JIM

Nov 1

From
Jim Elder
829 Loop Street
Albany, New York 12207

To
Dr. Bob Grant
602 Queensberry Parkway
Oswego, West Virginia 25638

We were referred to you by Xena Cohen at the University Medical
Center, this is regarding my friend, Kate Zack.

It all started around six months ago while attending to
"Rubey" Jazz Concert. Organizing such an event is no
picnic, and as President of the Alumni Association, a co-sponsor
of the event, Kate was overworked, but she enjoyed her job, and
was required of her with great zeal and enthusiasm.

However, the extra hours affected her health; halfway through the
show she passed out. We rushed her to the hospital, and
several questions, X-rays and blood tests later, we
it was just exhaustion.


Kate's been in very bad health since. Could you kindly
look at the results and give us your opinion?

Thank you!

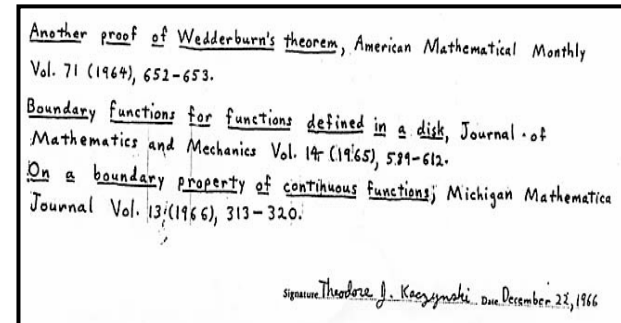
Nov. 10

Applications


1. Historical Document Archives



2. Forensic Examination (Threat letters are handwritten)



3. Arabic Documents (Arabic is a cursive script)



Previous and Ongoing Work

- Forensic Document Analysis and Retrieval

- FISH

- CEDAR-FOX



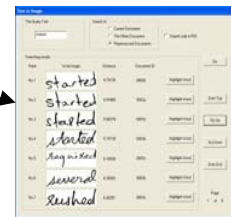
- Arabic Document Analysis and Recognition

- CEDARARABIC



Search Modalities

- Query & results can be either text or image
- Four combinations:
 - Text (query) to image (results)
 - Image (query) to image (results)
 - Image (query) to text (results)
 - Text (query) to text (results)



Preprocessing

- Image Enhancement
- Rule Line Removal
- Binarization
- Line Segmentation
- Feature extraction
 - Word level
 - Binary Word features

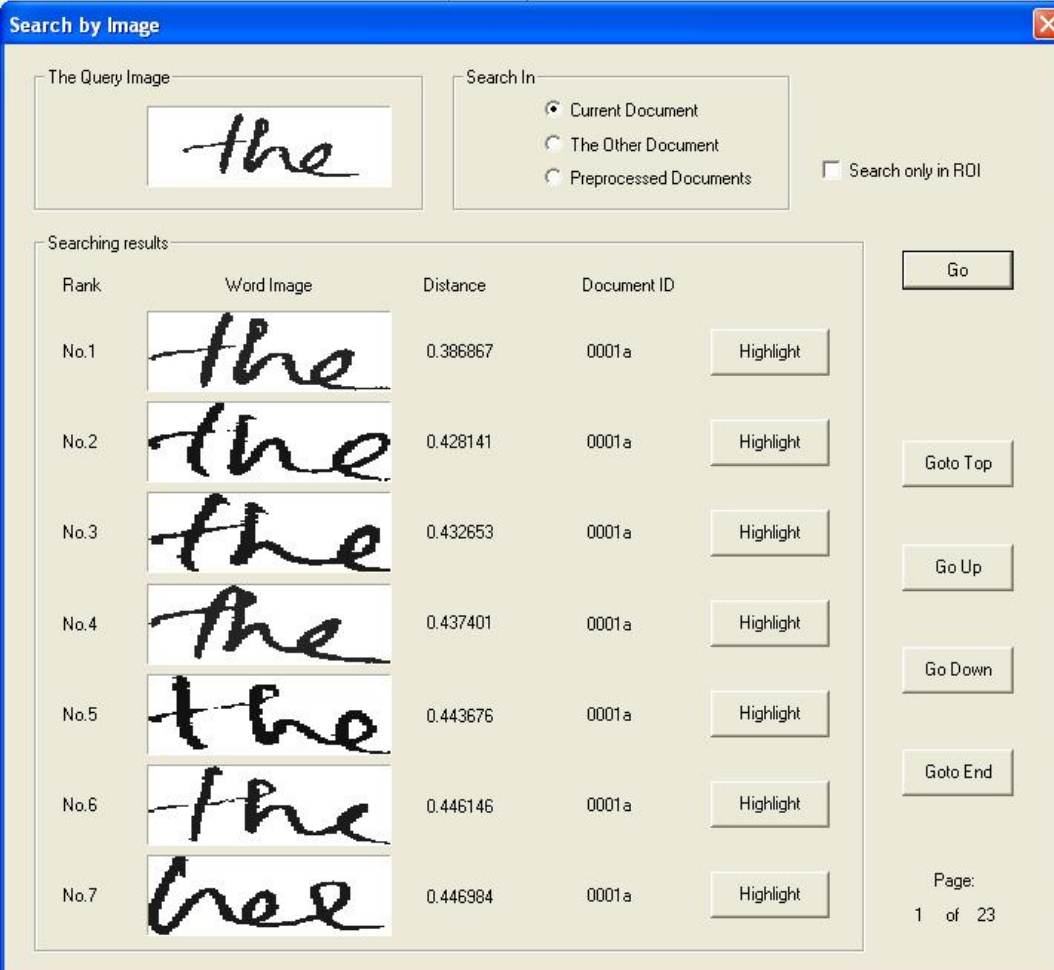
Similarity Measure for Binary Feature Vectors

Binary feature similarity

$$D(X, Y) = \frac{1 - S_{11}S_{00} + S_{10}S_{01}}{2\sqrt{(S_{10} + S_{11})(S_{01} + S_{00})(S_{11} + S_{01})(S_{00} + S_{10})}}$$

1. Image to Image Search

Word spotting
using binary
features

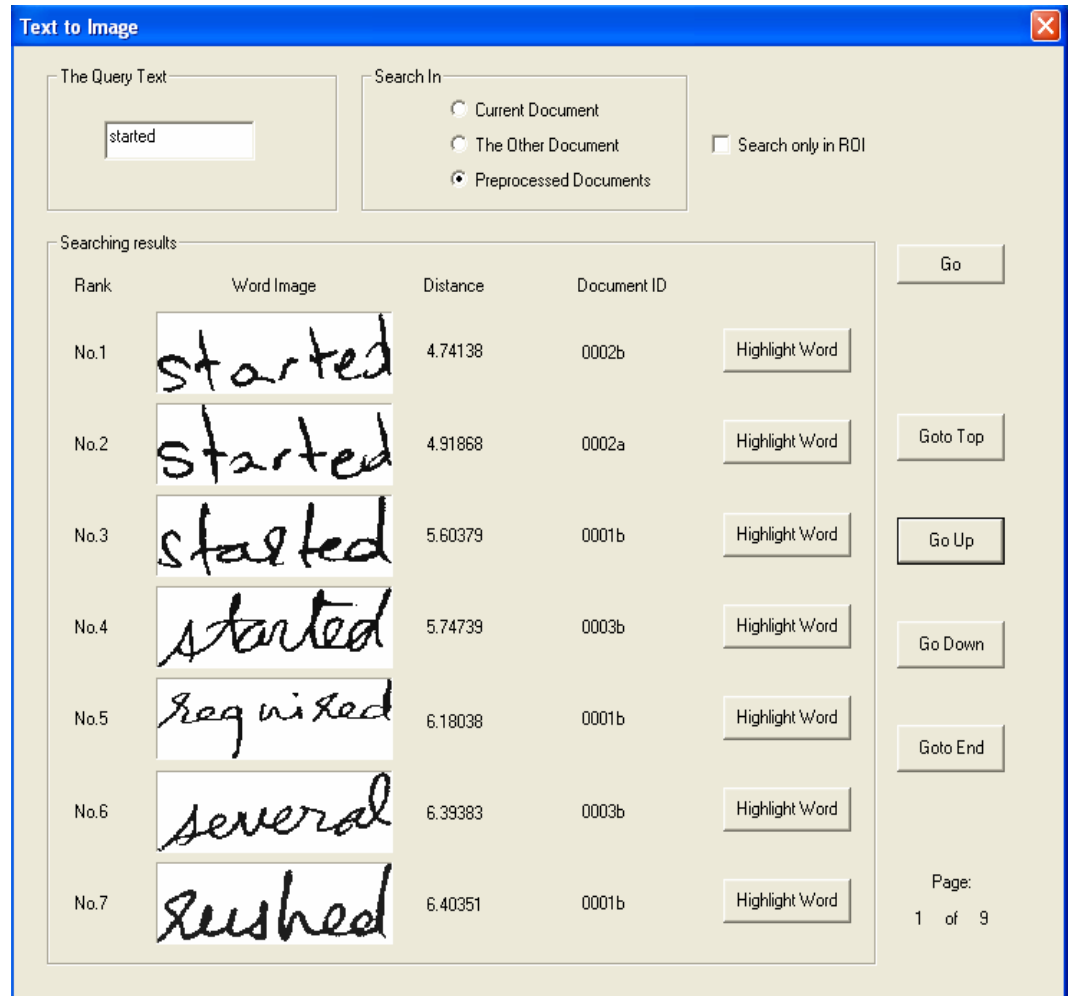


The screenshot shows a software window titled "Search by Image". It features a "The Query Image" field containing a handwritten "the" and a "Search In" section with radio buttons for "Current Document" (selected), "The Other Document", and "Preprocessed Documents". A checkbox for "Search only in ROI" is also present. Below is a "Searching results" table with columns for Rank, Word Image, Distance, and Document ID. Each result row includes a "Highlight" button. On the right side of the window, there are navigation buttons: "Go", "Goto Top", "Go Up", "Go Down", and "Goto End". At the bottom right, it displays "Page: 1 of 23".

Rank	Word Image	Distance	Document ID
No.1		0.386867	0001a
No.2		0.428141	0001a
No.3		0.432653	0001a
No.4		0.437401	0001a
No.5		0.443676	0001a
No.6		0.446146	0001a
No.7		0.446984	0001a



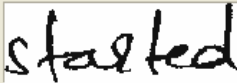
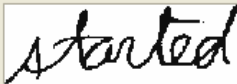
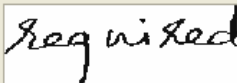


2. Text to Image Search

Query text
compared
with all the
word images



The screenshot shows a software window titled "Text to Image". It features a search interface with a text input field containing "started". The "Search In" section has three radio buttons: "Current Document", "The Other Document", and "Preprocessed Documents" (which is selected). There is also a checkbox for "Search only in ROI".

The "Searching results" section displays a table with the following data:

Rank	Word Image	Distance	Document ID	Highlight Word
No.1		4.74138	0002b	Highlight Word
No.2		4.91868	0002a	Highlight Word
No.3		5.60379	0001b	Highlight Word
No.4		5.74739	0003b	Highlight Word
No.5		6.18038	0001b	Highlight Word
No.6		6.39383	0003b	Highlight Word
No.7		6.40351	0001b	Highlight Word

Navigation buttons on the right include "Go", "Goto Top", "Go Up", "Go Down", and "Goto End". The page status at the bottom right indicates "Page: 1 of 9".

3. Image to Text Search

word recognition
with a given
lexicon

Word Recognition

Query Word (Image)

Lexicon File

Fox_lexicon.txt

Browse...

Go

Recognition Results

Rank	Lexicon Words	Distance
No.1	referred	5.35894
No.2	Medical	6.19768
No.3	Street	7.24457
No.4	Allentown	7.86722
No.5	Grant	8.03835
No.6	York	8.50327
No.7	West	8.52483

Show Details

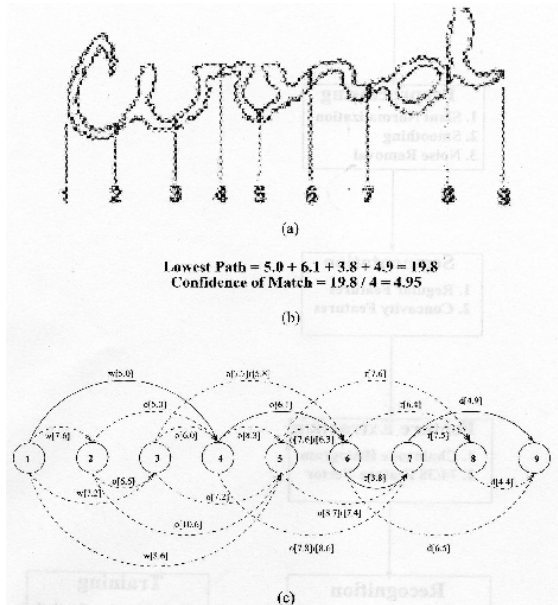
Goto Top

Go Up

Go Down

Goto End

Page: 1 of 5




4. Text to Text Search

- Plain text search
- Need transcript of the documents
 - User provided, or
 - Use automatic word recognition

Performance Evaluation: Testbed

- 3,000 handwritten documents: 1,000 writers with 3 samples each



- All documents automatically segmented into lines and words
- Yield: about 150 word images per document
- Error rate of word segmentation was about 10-30%

Text to Image search

Experimental settings:

- 150 x 100 = 15,000 word images
- 10 different queries
- Each query has 100 relevant word images

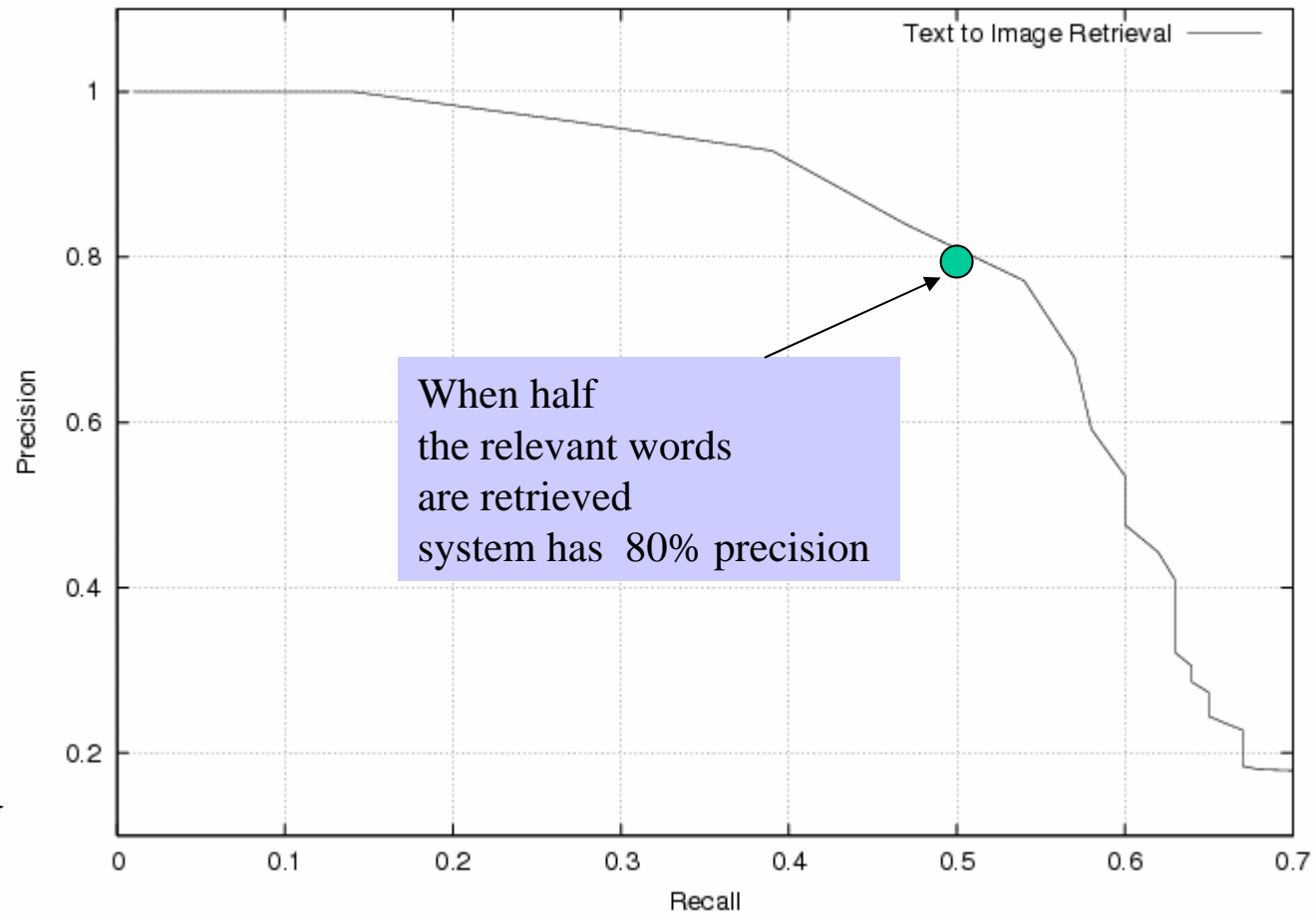


Image to Image search

Experimental settings:

- 100 queries from different documents
- For each query, search in another document (150 word images) by the same writer

Rank of The Correct Word Image Returned	Percentage ($\frac{\text{Number of times}}{\text{total no of queries}} \times 100\%$)
1	80 %
< 5	81 %
< 10	85 %
< 20	89 %
< 50	100 %

Table 1. Performance of Word Spotting.

Image to Text (word recognition)

Experimental Settings:

- 100 query images were tested
- Lexicon size: 150
- Each query has exactly one match in the lexicon

Rank of The Correct Lexicon Returned	Percentage ($\frac{\text{Number of times}}{\text{total no of queries}} \times 100\%$)
1	89 %
< 5	99 %
< 10	100 %

Table 2. Performance of Word Recognition.

Image Search: Searching Arabic


التقى رئيس القاء الوطى الوار الفكرى الشيخ صالح بن عبد الرحمن
 الوصى مساء اليوم مع قبة من المنطقين والمفكرين لتبادل الآراء وجهات
 النظر حول الوار الوطى وسبل تطوره وذلك بركن الاصح ههنا .
 الا ههنا فى الرياض .

وقد استعمل القاء بعرفنا نعلم عن مركز الملك عبد العزيز الوار الوطى
 وما يركه من مواهل .

بعد ذلك استقر على الشيخ صالح الوصى مسودة مركز الملك عبد العزيز
 الوار الوطى مؤكدا ان هذا المركز انشىء ليكون ليله فى بناء المجتمع من
 خلال توسيع مفهوم الوار وثقافة الوار وههنا قيمه صلهما فى نفوس
 افراد المجتمع وتكريس الوحدة الوطنية فى اطار الفقيه الاسلاميه رهياية
 خطاب اسلامى صحيح مبنى على الوسطية والاعتدال وسعالجة جميع القضايا
 الوطنية المختلفة من فلال الوار والمياته .








وقد ثنا مفهوم الوار الوطى فى المملكة لانه لانه يثقل
 عن المناهج الاخرى وقال لانه يثقل عن الاخرى ولنا مفهومنا الخاص عن
 الوطنية حيث انما فى ههنا الوار كلنا مسلمون وعلمهم ارتضوا ان يكون
 الاسلام مسجع ههنا لهم وهذه الدولة وههنا الوار الذى تود بههنا الشان
 استمن قورنا تود عن اعاصى الاسلام وعن اعاصى ان تكون المشرويه الاخرى
 هى الحاكم الذى وان من الدمهى ان تكون ههنا اسلامية .

The Query Image



Search In

Searching results

Rank	Word Image	Distance
No.1		0.426199
No.2		0.473965
No.3		0.474664
No.4		0.478655
No.5		0.480584
No.6		0.48404
No.7		0.484265

Time Series and Sequence Retrieval

- One-dimensional analog of two-dimensional image data
- Examples:
 - Finding customers whose spending patterns over time are similar to a given spending profile
 - Searching for similar past examples of unusual sensor signals for monitoring of aircraft
 - Noisy matching of substrings in protein sequences

Time Series vs Sequential Data

- Time Series:
 - Observations indexed by a time variable t
 - t is an integer taking values from 1 to T
 - Economics, biomedicine, ecology, atmospheric and ocean science, signal processing
- Sequential data:
 - Proteins are indexed by position in protein sequence
 - Text (although considered as its own data type)

Retrieval problem


- Find subsequence that best matches query sequence Q
- **Solution:** Global models for Time Series Data

$$y(t) = \sum_{i=1}^k \alpha_i y(t-i) + e(t)$$

Weighting coefficients



Noise at time t
Eg, Gaussian



Global Model

- Auto-regression
$$y(t) = \sum_{i=1}^k \alpha_i y(t-i) + e(t)$$
 - Regression model on past values of the same variable
 - Linear regression models are used to estimate the parameters
 - Order structure (or order k) determined by penalized likelihood or cross-validation
- Closely related to spectral representation
 - Frequency characteristics of a stationary time series process y , *i.e., frequency characteristics do not change with time*

Handling non-stationarity

- If non-stationarity can be identified, remove it
 - e.g., Dow Jones index may contain upward trend
- Assume signal is locally stationary in time
 - Speech recognition systems model the phoneme sounds produced by vocal tract and mouth as coming from different linear systems
 - Model is a mixture of these systems

Nonlinear Global Model

- Nonlinear dependence of $y(t)$ on the past

$$y(t) = g\left(\sum_{i=1}^k \alpha_i y(t-i)\right) + e(t)$$

where $g(\cdot)$ is a non-linearity

Use of global model

- Replace time series by the model parameters
- Estimate p parameters for each time series and perform similarity calculations in p -space
- Assumption is that models provide global aggregate descriptions of time series