

Use of Exterior Contours and Shape Features in Off-line Signature Verification

Siyuan Chen and Sargur Srihari

Center of Excellence for Document Analysis and Recognition
(CEDAR)

University at Buffalo

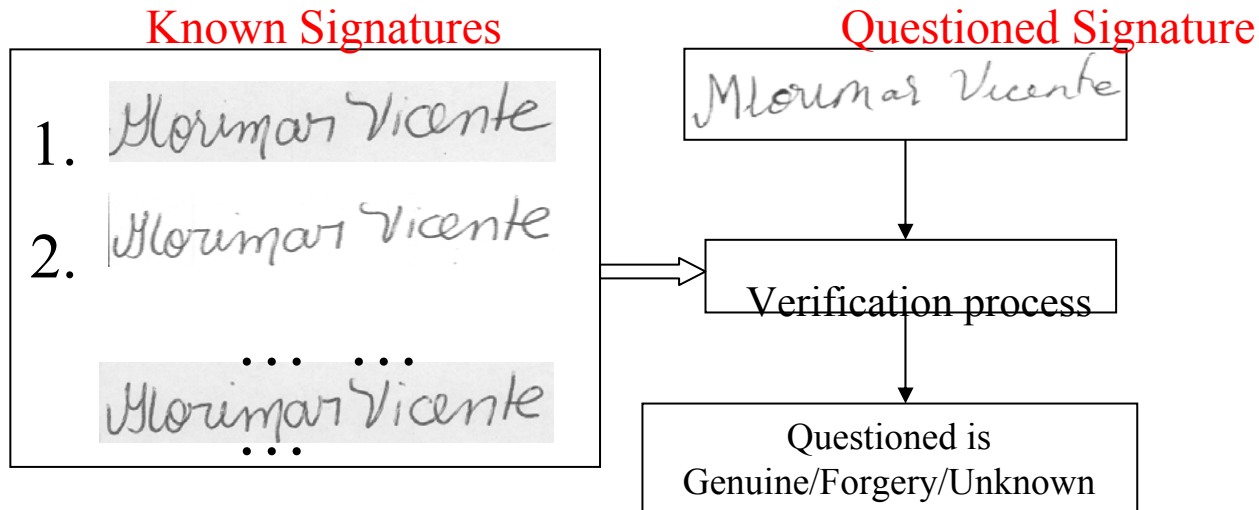
State University of New York, USA

Overview

Motivation:

Off-line signature verification is a task of relevance to complex document processing, forensics, biometrics

Task:



Philosophy:

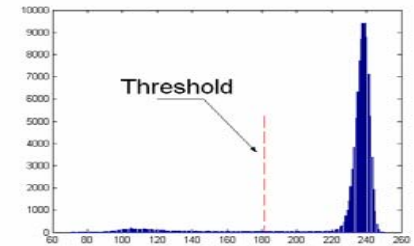
1. Use linear trace-- similar to on-line approach (**contour-based**)
2. Use topology-based approach-- similar to OCR (**shape-based**)
3. Combine methods

Overview of Rest of Presentation

1. Image Pre-processing
2. **Algorithm 1: Contour-based**
 - Overview of algorithm
 - Combining contours of signature
 - Matching contours of signature
 - Feature extraction
3. **Algorithm 2: Shape-based**
4. Classifier Combination
5. Performance
6. Conclusion

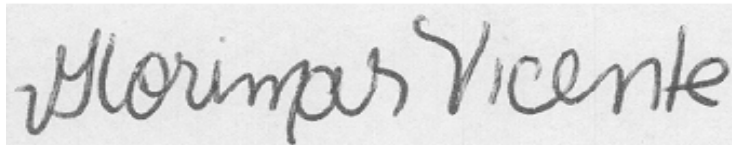
Image Preprocessing

(common to both methods)

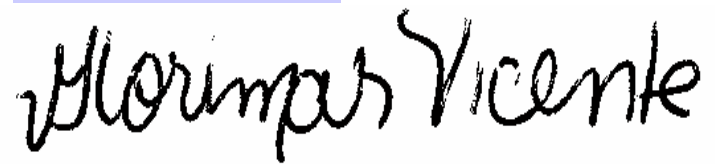


A. Binarization (Otsu's method)


Grey scale image



Binary image

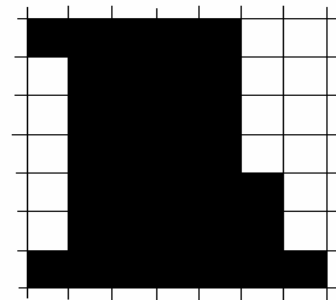
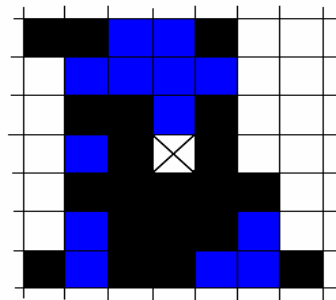
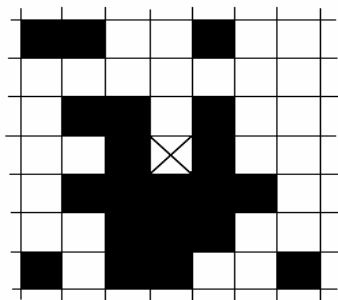


B. Broken Stroke connection

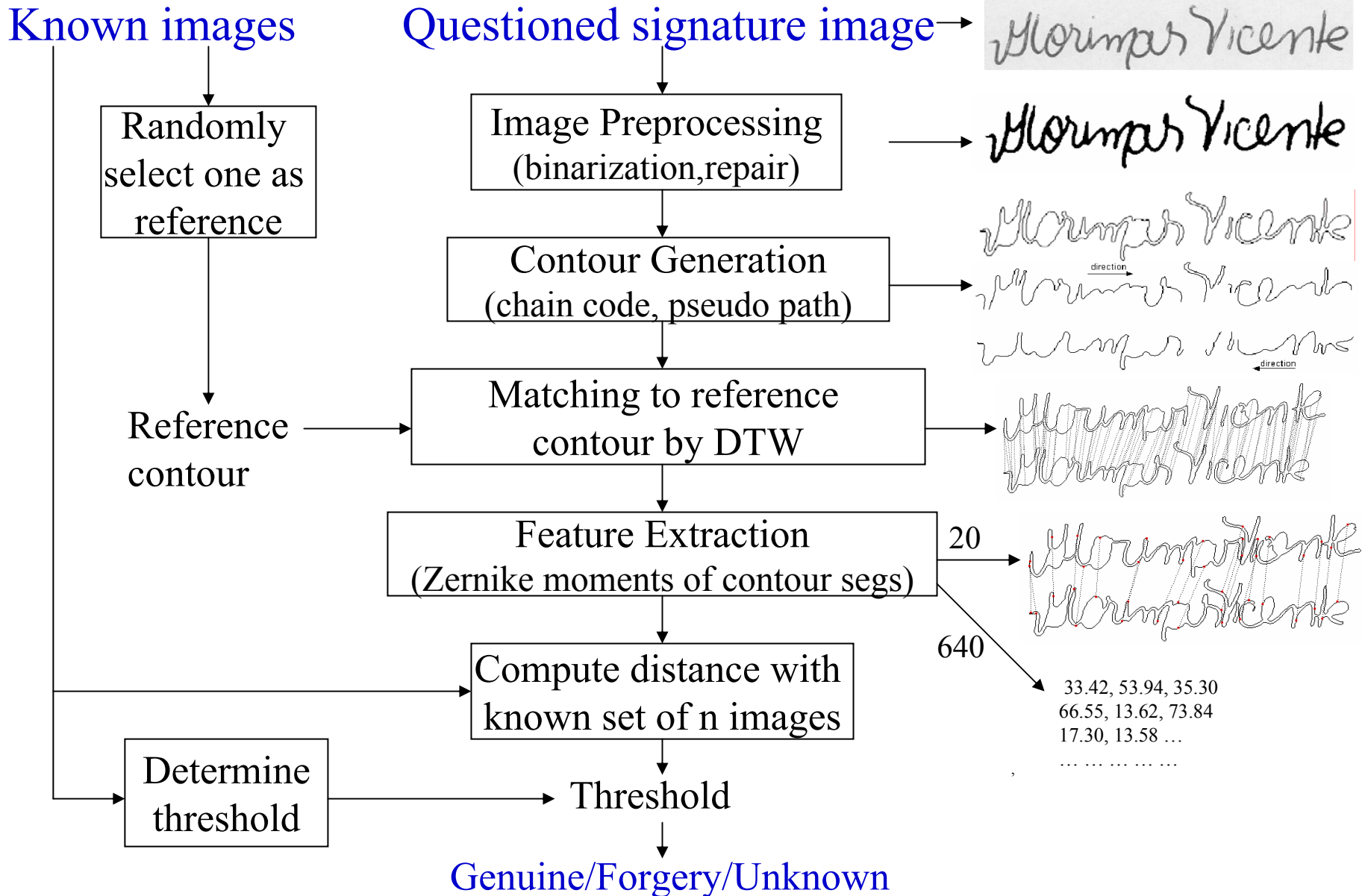


before

after



Algorithm 1: Contour-based



Exterior Contours (upper/lower)

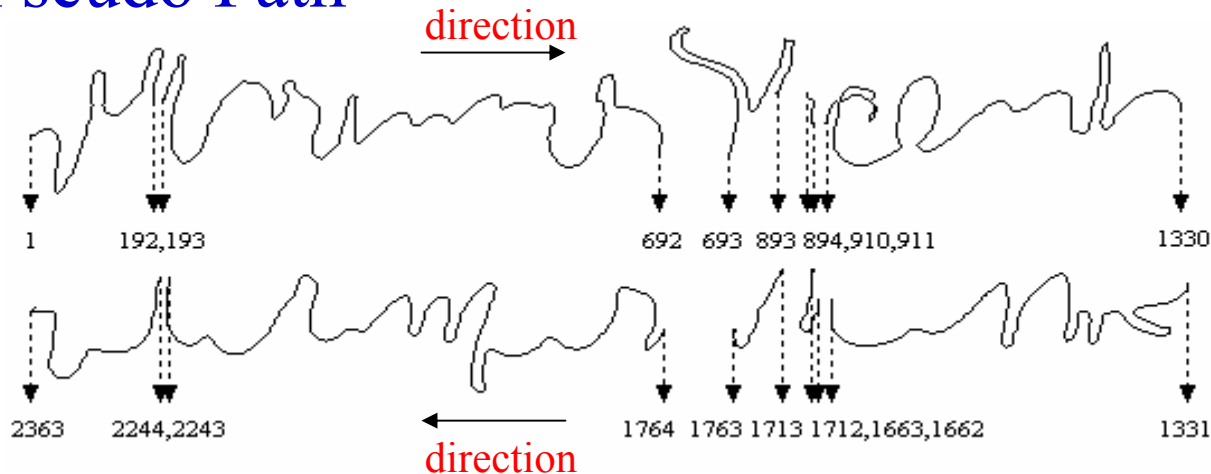
Chain code generation

Exterior Contours




| Contour (1) | Contour (2) | Contour (3) | Contour (4) | Contour (5) |
|----------------------|----------------------|----------------------|----------------------|----------------------|
| X: 9 10 11 ... | X: 68 68 68 ... | X: 297 298 299 ... | X: 351 352 353 ... | X: 365 365 365 ... |
| Y: 104 104 104 ... | Y: 91 90 89 ... | Y: 53 52 51 ... | Y: 108 107 106 ... | Y: 96 95 94 ... |
| Slope: 2 2 3 ... | Slope: 2 2 2 ... | Slope: 3 3 3 ... | Slope: 2 3 3 ... | Slope: 2 2 2 ... |
| Curvature: 0 0 1 ... | Curvature: 7 0 0 ... | Curvature: 0 0 0 ... | Curvature: 7 1 0 ... | Curvature: 7 0 0 ... |

Pseudo Path

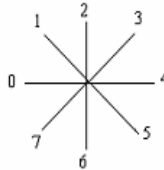



Matching Contours of Signature

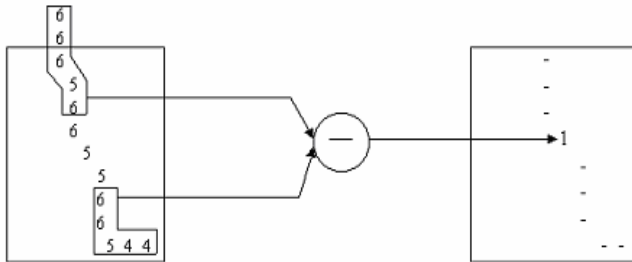


1. □ Determine slope and curvature of contour points (from chain

Average slope calculation (over 3 consecutive values)




Curvature calculation (over 5 consecutive values)



2. Use dynamic time warping to obtain corresponding points

Contour matching

Dynamic Time Warping (DTW)



- Initialization:

$$D(0,0) = d(0,0), \quad \text{where}$$

$$d(i_x, i_y) = \left[f_s^2 (\text{slope}(i_x) - \text{slope}(i_y)) + f_c^2 (\text{curvature}(i_x), \text{curvature}(i_y)) \right]^{\frac{1}{2}}$$

- Recursion:

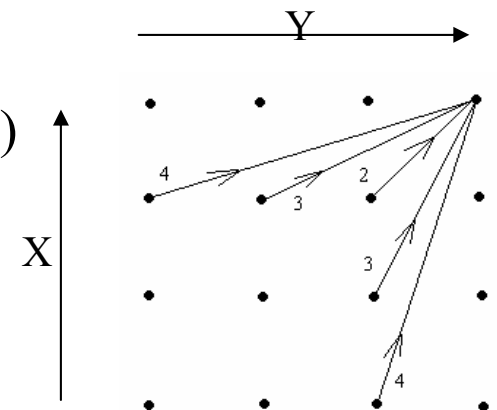
$$D(i_x, i_y) = \min_{i'_x, i'_y} \left[D(i'_x, i'_y) + \xi((i'_x, i'_y), (i_x, i_y)) \right]$$

$$\xi((i'_x, i'_y), (i_x, i_y)) = \sum_{l=0}^{L_x} d(\phi_x(T' - l), \phi_y(T' - l)) \times m(T' - l)$$

- Termination:

$$d(X, Y) = \frac{D_A(T_x - 1, T_y - 1)}{T_x + T_y}$$

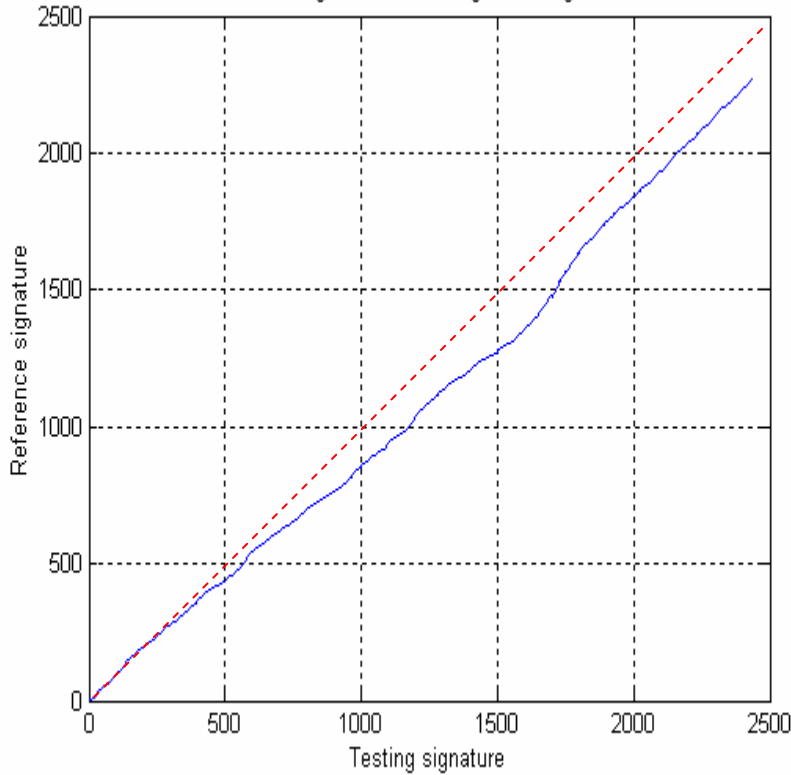
DTW: local constraints and slope weights



Alignment of Contour Points

Genuine-Genuine

Contour Alignment between genuine signatures



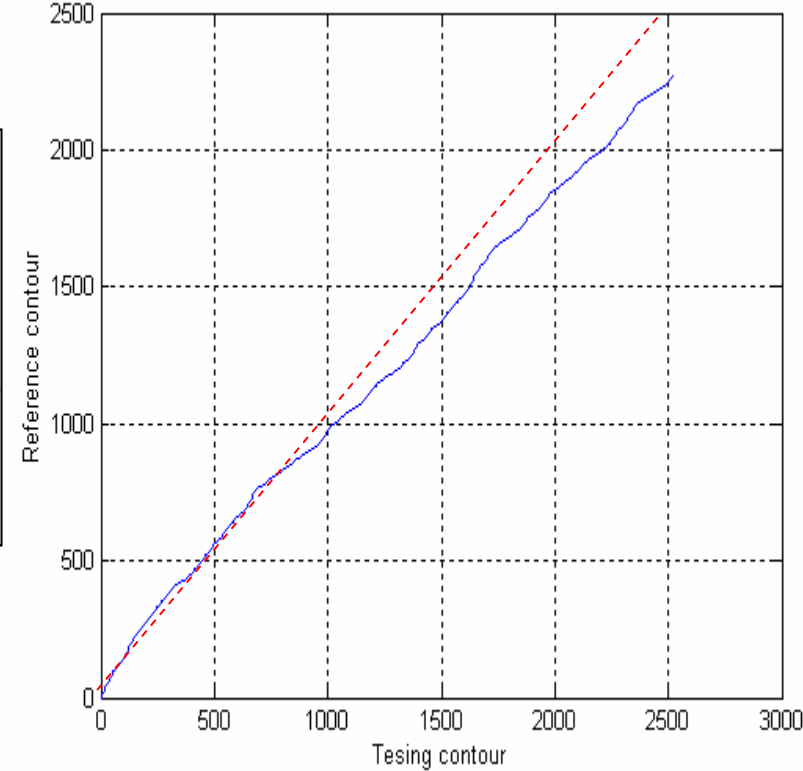
Mauricio Vicente

Mauricio Vicente

Mauricio Vicente
Mauricio Vicente

Genuine-Forgery

Contour Alignment between genuine and forgery signatures




Mauricio Vicente


Mauricio Vicente

Mauricio Vicente
Mauricio Vicente

Alignment and Contour Segmentation

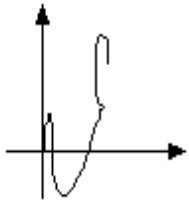


Contour segmentation (20 equal length segments in reference)

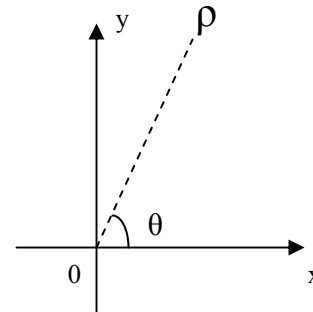


Contour Segment Feature Extraction

Moments of contour segment form feature vector



Zernike moments



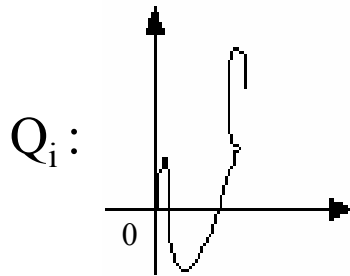
$$V_{nm}(x, y) = V_{nm}(\rho, \theta) = R_{nm}(\rho)e^{jm\theta}$$

$$R_{nm}(\rho) = \sum_{s=0}^{(n-|m|)/2} (-1)^s \frac{(n-s)!}{s! \left(\frac{n+|m|}{2} - s\right)! \left(\frac{n-|m|}{2} - s\right)!} \rho^{n-2s}$$

$$A_{nm} = \frac{n+1}{\pi} \sum_x \sum_y f(x, y) V_{nm}^*(\rho, \theta) \quad x^2 + y^2 \leq 1$$

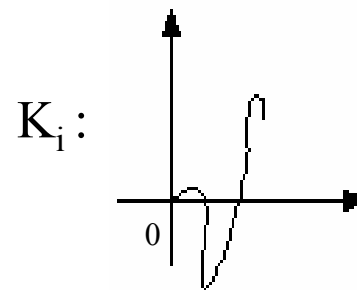
| Order | Zernike Moments | No. |
|-------|----------------------------------|-----|
| 0 | A_{00} | 1 |
| 1 | A_{11} | 1 |
| 2 | A_{20}, A_{22} | 2 |
| 3 | A_{31}, A_{33} | 2 |
| 4 | A_{40}, A_{42}, A_{44} | 3 |
| 5 | A_{51}, A_{53}, A_{55} | 3 |
| 6 | $A_{60}, A_{62}, A_{64}, A_{66}$ | 4 |
| - | Total (complex) | 16 |
| - | Total (value) | 32 |

Segment Distance Computation



$\begin{bmatrix} 40.42 \\ 67.84 \\ 54.29 \\ 86.49 \\ 32.77 \\ 98.59 \\ 6.68 \\ 12.18 \\ \dots \\ \dots \end{bmatrix}$

a 32 length feature vector q_i



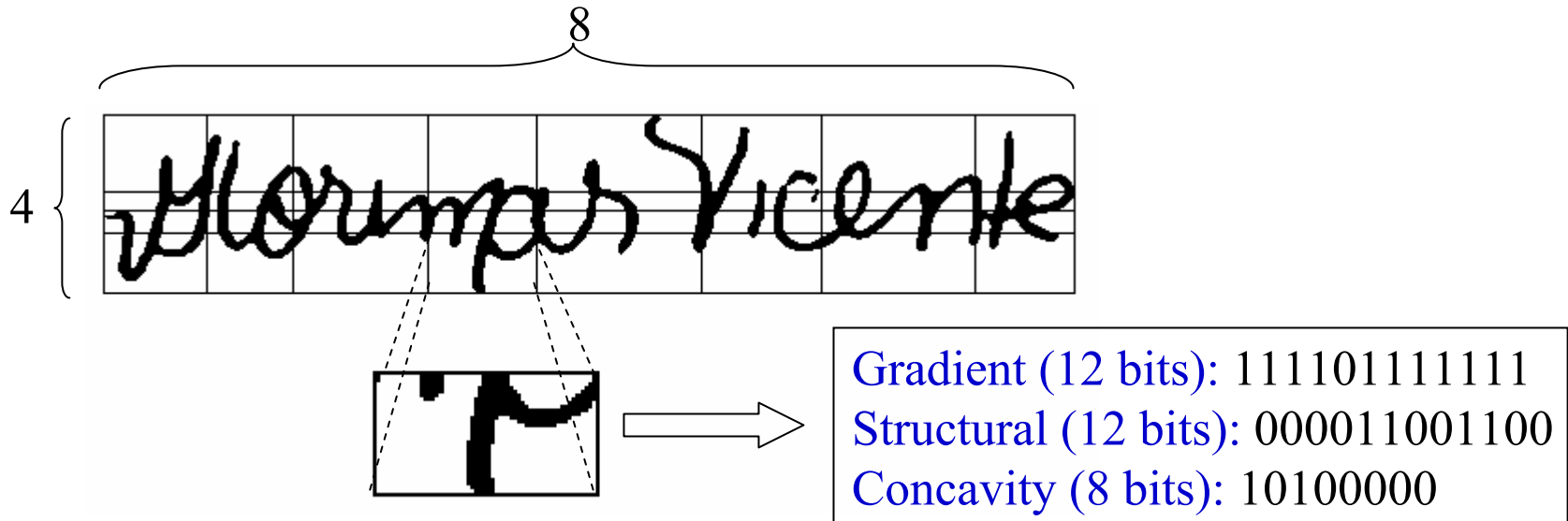
$\begin{bmatrix} 33.42 \\ 53.94 \\ 35.30 \\ 66.55 \\ 13.62 \\ 73.84 \\ 17.30 \\ 13.58 \\ \dots \\ \dots \end{bmatrix}$

a 32 length feature vector k_i

Harmonic distance between questioned and known signatures : $D(Q, K) = \frac{1}{\sum_{i=1}^{20} \frac{1}{d_i}}$

Where d_i is the Euclidean distance between the i th segment of signatures $d_i = \sqrt{\sum_{j=1}^{32} (q_{ij} - k_{ij})^2}$

Algorithm 2: Word-shape based*



Total bits = $(12 + 12 + 8) \times 4 \times 8 = 1024$ bits

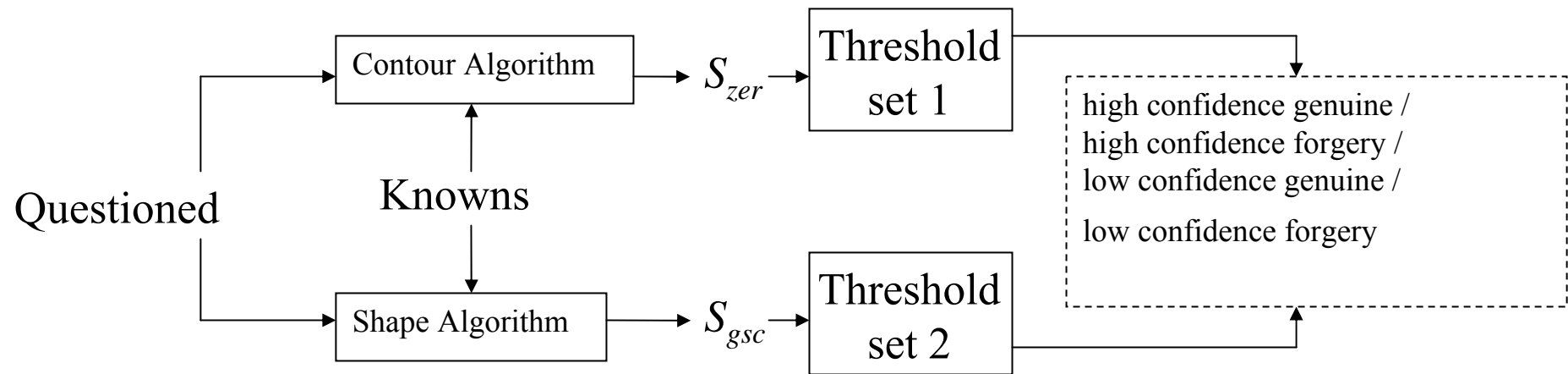
$$\text{Similarity score} = \frac{0.5 \times C_{00} + C_{11}}{1024}$$

C_{00} is the number of bits where both vectors have "0"s

C_{11} is the number of bits where both vectors have "1"s

*Described in paper at IWFHR, Tokyo, Nov. 2004

Combination of Two Methods



high confidence **genuine** vs. low confidence **forgery** or
high confidence **genuine** vs. high confidence **genuine** or
high confidence **genuine** vs. low confidence **genuine**

→ **Genuine**

high confidence **forgery** vs. low confidence **genuine** or
high confidence **forgery** vs. high confidence **forgery** or
high confidence **forgery** vs. high confidence **forgery**

→ **Forgery**

high confidence **genuine** vs. high confidence **forgery**

→ **Unknown**

Test Bed: Training /Testing Data

Genuine signatures (1320): 55 individuals , 24 signatures each

| | | | | | | | |
|-----------------------------------------------------------------------------------|-----------------|-----------------------------------------------------------------------------------|-----------------|------------------------------------------------------------------------------------|-------------|-------------------------------------------------------------------------------------|---------|
|  | Morimar Vicente |  | Josi B.R.R. |  | D.P.C. Holt |  | Kyzg |
|  | M.S. |  | Delma A. Moreno |  | Frank R. Co |  | Reatker |
|  | Jason Holt |  | Brian Peppers |  | Summit |  | Reatker |
|  | Melissa W. Dumb |  | Summit |  | Reatker |  | Reatker |

Forgery signatures (1320): 55 individuals , 24 signatures each

| | | | | | | | |
|-------------------------------------------------------------------------------------|-----------------|-------------------------------------------------------------------------------------|-----------------|--------------------------------------------------------------------------------------|-------------|---------------------------------------------------------------------------------------|---------|
|  | Morimar Vicente |  | Josi B.R.R. |  | D.P.C. Holt |  | Kyzg |
|  | M.S. |  | Delma A. Moreno |  | Frank R. Co |  | Reatker |
|  | Jason Holt |  | Brian Peppers |  | Summit |  | Reatker |
|  | Melissa W. Dumb |  | Summit |  | Reatker |  | Reatker |

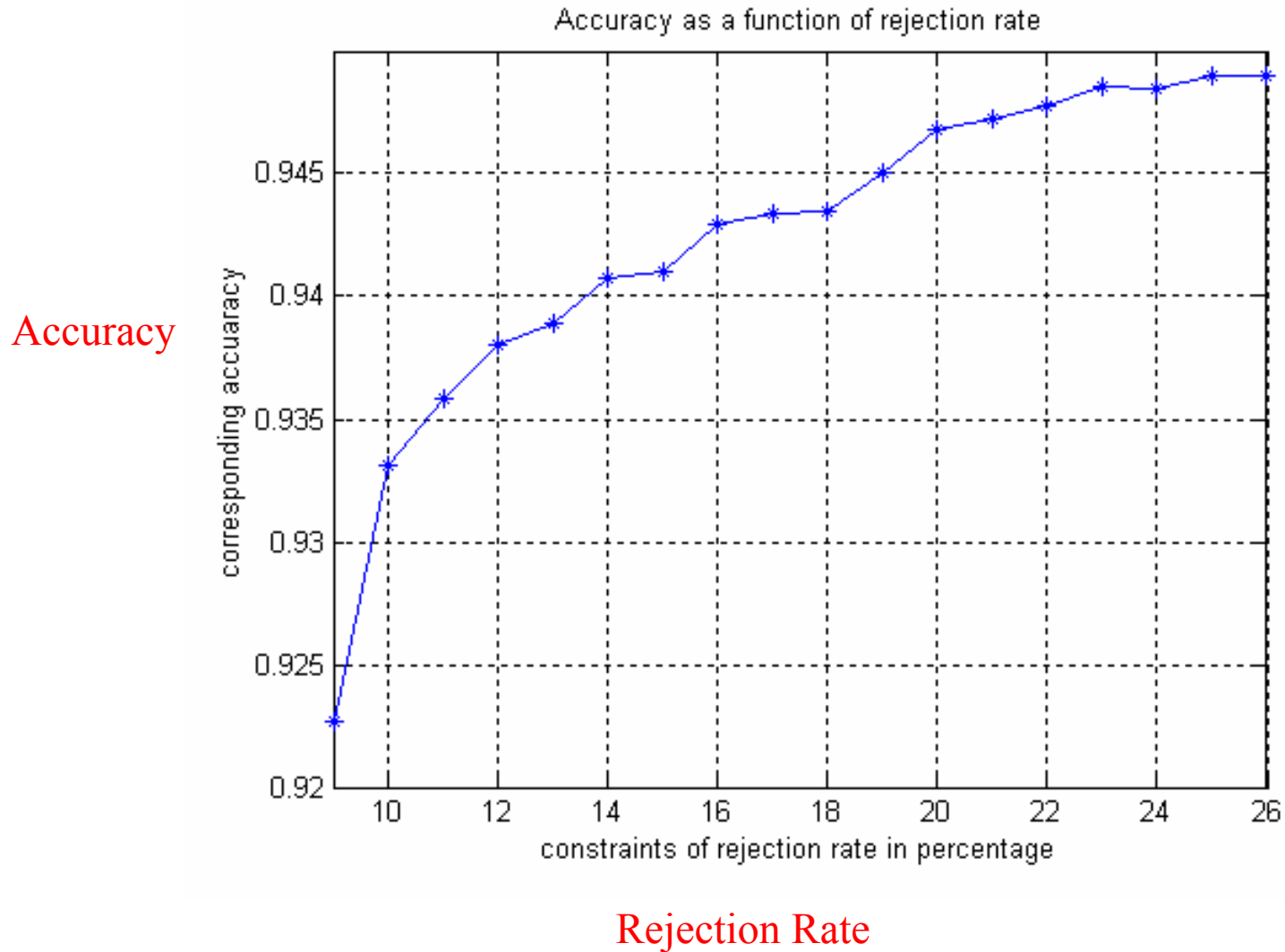
Signature Verification Performance

Accuracy(55 writers/24 signatures each)

| ALGORITHM | 1-FAR | 1-FRR | ACCURACY |
|---------------------------------------------|----------------|---------------|----------------|
| 1. Contour Method (with rejection) | 87.1 (11.6) | 86.8 (9.6) | 86.9 (10.6) |
| 2. Word Shape Method (with rejection) | 83.2 (13.2) | 81.5 (8.2) | 82.4 (10.6) |
| Combined method (with rejection) | 94.1 (10.9) | 93.5 (8.6) | 93.8 (10.2) |

Accuracy-Rejection Trade-off

Combined Method



Conclusion

1. Linear trace based on exterior contour (pseudo path) has value in off-line signature verification
2. Zernike moments are appropriate shape features for handwriting images
3. Contour based and shape based methods are complementary leading to improved combination performance