

# Probability Evaluation for Latent Fingerprints

Sargur Srihari

Department of Computer Science and Engineering

Department of Biostatistics

The State University of New York at Buffalo

Work done with Chang Su

# Motivation

- With DNA evidence probability statement is made after a confirmed match
  - chance that random person with same DNA pattern is 1 in 24 million
  - which is a description of **rarity** of evidence/known
- With impression evidence there is uncertainty at **two** levels
  1. similarity between evidence and known
  2. rarity of the known
- We explore evaluation of **rarity of a latent fingerprint**
  - as characterized by Level 2 features (minutiae)
  - using a machine learning approach

# PRC for Fingerprints: Level 1 Features

- Distributions of ridge flow types



Double loops: 7%



Left loops: 30%



Right loops: 27%


- PRC:  $p_{\epsilon} = 0.2233$

- $n$ PRC:

$n$	2	3	4	5	6	7	8
$n$ PRC	0.2233	0.5314	0.7805	0.9201	0.9774	1	1

- Specific  $n$ PRC:

$n$	Specific $n$ PRC					
	LL	RL	DL	PA	TA	W
10	0.9596	0.9411	0.4796	0.7145	0.3698	0.8499
20	0.9989	0.9975	0.7481	0.9291	0.6226	0.9818



Whorls: 19%



Tented arches: 5%



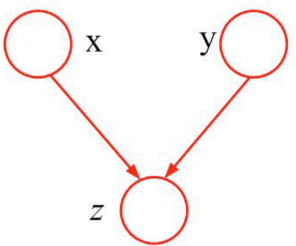
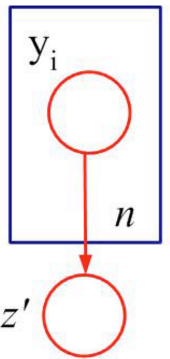
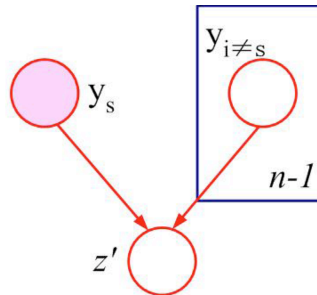
Plain arches: 13%

# Probability of Random Correspondence

Random two have  
same birthday ( $n=2$ )

Some two among  $n$   
have same birthday

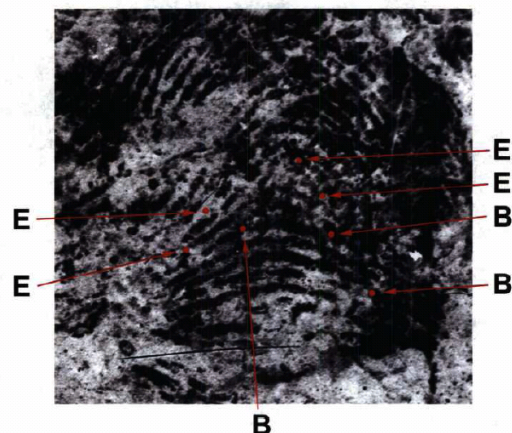
A specific birthday among  $n$

	PRC	nPRC	Specific nPRC
Graphical Model	 <p>(a)</p> <p><math>z = \{1, 0\}</math></p>	 <p>(b)</p> <p><math>z' = \{1, 0\}</math></p>	 <p>(c)</p> <p><math>z' = \{1, 0\}</math></p>
Inference	$p(z) = \sum_{\mathbf{x}} \sum_{\mathbf{y}} p(z \mathbf{x}, \mathbf{y}) p(\mathbf{x}) p(\mathbf{y})$ <p>PRC is <math>\rho = p(z=1)</math></p>	$\rho[n] = 1 - (1 - \rho)^{\frac{n(n-1)}{2}}$	$p(z' y_s) = \sum_{Y'} p(z', Y' y_s) = \sum_{Y'} p(z' y_s, Y') p(Y')$

# PRC for Fingerprints: Level 2 Features

## Madrid Bomber Case

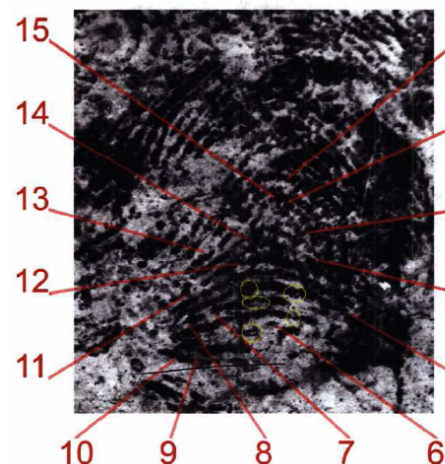
Original IAFIS Encoding (LFP 17):




level 2 details:  
four ridge endings and three bifurcations

## Charted enlargements

Charted features on LFP



corresponding features on  
Mayfield's inked fingerprint.



Specific nPRC = 0.93

n=470 million (FBI IAFIS)

Whether identifying suspect  
using only database is valid

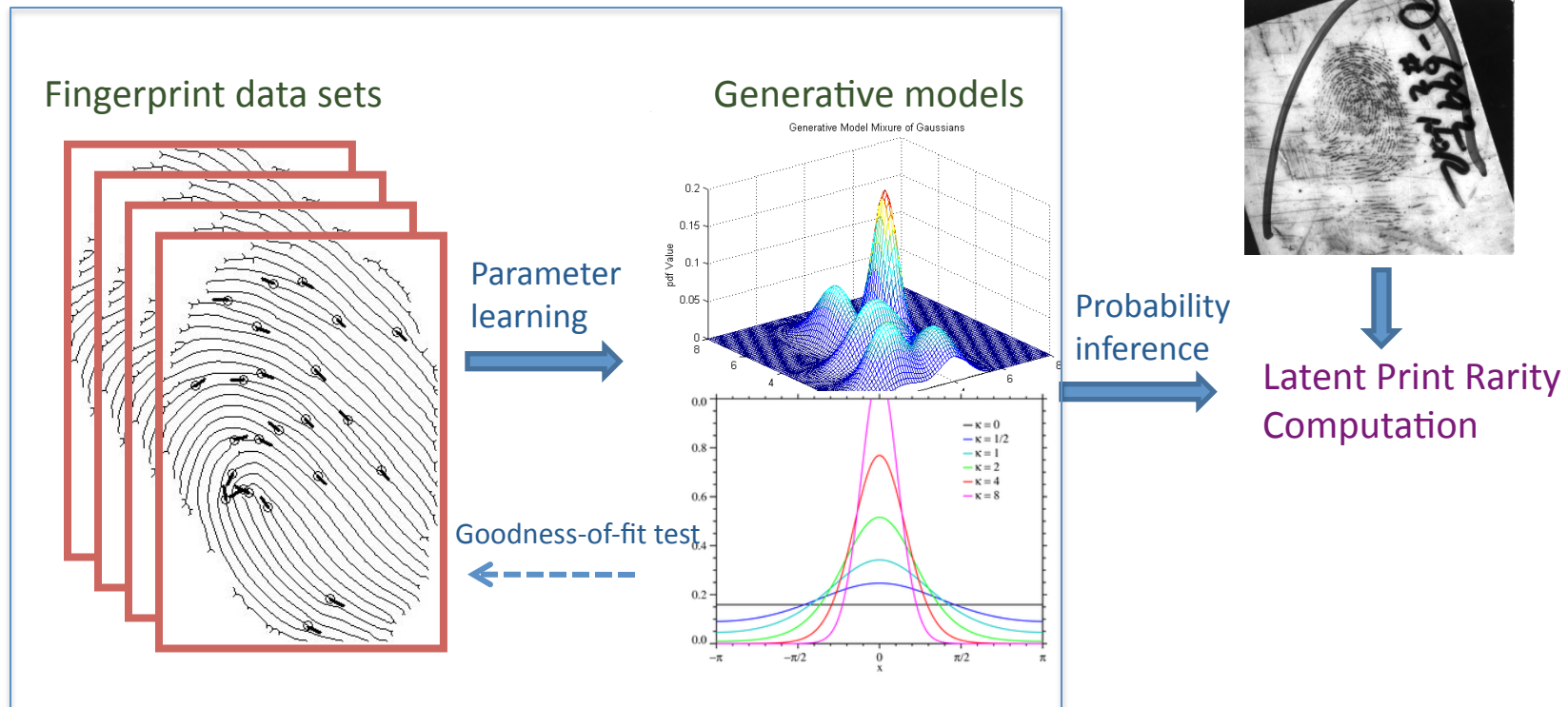
Specific nPRC =  $7.8 \times 10^{-7}$

n= 63.1 billion

Whether 15 minutiae similarities  
marked by LP examiner can be a  
courtroom exhibit

# Summary of Approach to Rarity Evaluation

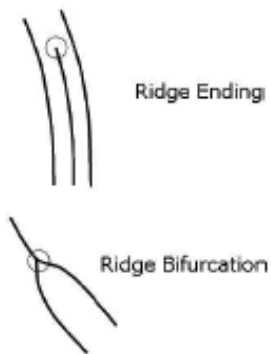
## Flow chart of generative approaches



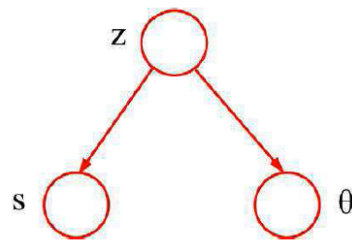
# Generative Models for Minutiae

## Graphical models of joint probability of minutiae

Minutiae Distribution

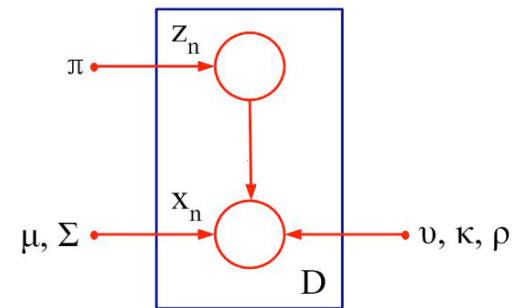


Single minutia  
 $\mathbf{x}(s, \theta)$

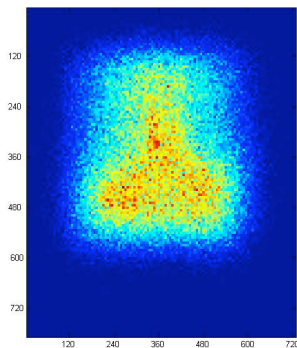


$$p(\mathbf{x}, z) = p(z)p(\mathbf{x}|z)$$

Set of  $D$  identically distributed minutiae  $\mathbf{x}_n$   
with corresponding latent points  $z_n$



Mixture Model with  
Components  $z$



$$p(\mathbf{x}) = \sum_z p(z)p(\mathbf{x}|z) = \sum_z p(z)p(s|z)p(\theta|z)$$

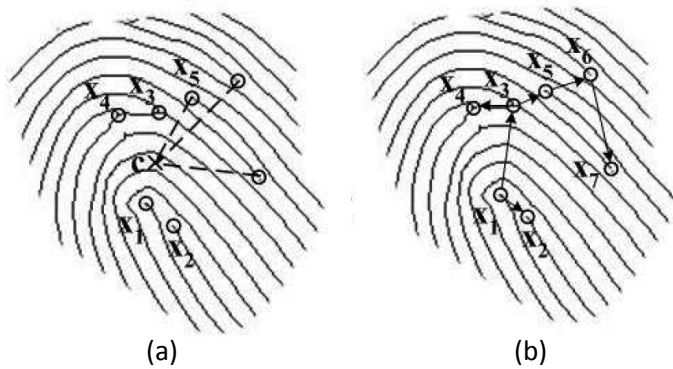
$$p(\mathbf{x}|\Theta) = \sum_{k=1}^K \pi_k \cdot \mathcal{N}(s|\mu_k, \Sigma_k) \cdot \mathcal{V}(\theta|\nu_k, \kappa_k)$$

Gaussian distribution of  
the minutiae location

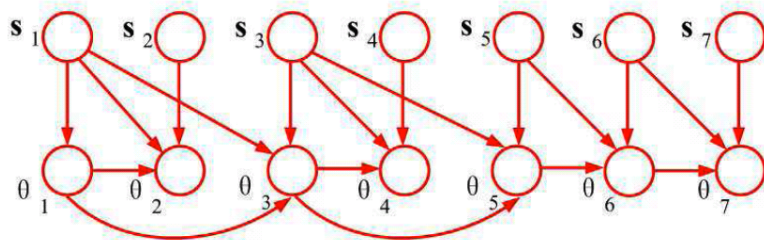
von Mises distribution of  
the minutiae orientation



# Minutia Dependency



(a) Minutia sequencing, and (b) Minutia dependency



Bayesian network representing the conditional dependence over the minutiae shown above.

Joint distribution of minutia set  $X$

$$p(X) = p(s_1)p(\theta_1|s_1) \prod_{n=2}^N p(s_n)p(\theta_n|s_n, s_{\psi(n)}, \theta_{\psi(n)})$$

Distribution of minutia location:

$$f(s) = \sum_{k_1=1}^{K_1} \pi_{k_1} \mathcal{N}(s|\mu_{k_1}, \Sigma_{k_1})$$

Joint distribution of minutia location and orientation:

$$f(s, \theta) = \sum_{k_2=1}^{K_2} \pi_{k_2} \mathcal{N}(s|\mu_{k_2}, \Sigma_{k_2}) \mathcal{V}(\theta|\nu_{k_2}, \kappa_{k_2})$$

Conditional distribution of minutia orientation:

$$f(\theta_n|s_n, s_{\psi(n)}, \theta_{\psi(n)}) = \sum_{k_3=1}^{K_3} \pi_{k_3} \mathcal{V}(\theta_n|\nu_{k_3}, \kappa_{k_3})$$

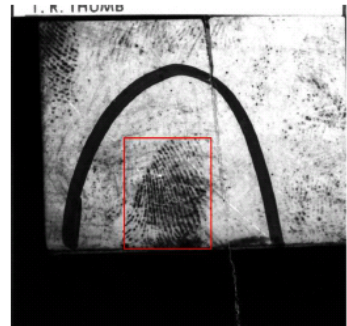
where  $\psi(n) = \operatorname{argmin}_{i \in [1, n-1]} \|x_n - x_i\|$



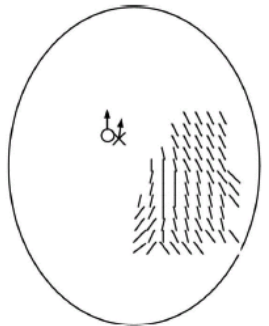
# Fingerprint Localization



(a)



(b)



Results with two latent prints. Left side image in each pair is the latent fingerprint (rectangle) collected from crime scene. Right side image in each pair contains the predicted core point (cross) and true core point (circle) with the orientation map of the latent print.

## Location of latent within fingerprint unknown

- Align fingerprints based on core points
- Regression problem:  
core point prediction using Gaussian Processes

Comparison of prediction precisions of Poincare index [A. Bazen 2002] and Gaussian processes based approaches.

	Poincare Index	Gaussian Processes
Good	90.9%	93.1%
Bad	68.2%	87.1%
Ugly	47.0%	72.9%
Overall	69.0%	84.5%

# Goodness of fit test

- Validation of proposed generative model
- Test statistic is a chi-square random variable  $\chi^2$  defined as

$$\chi^2 = \sum_i \frac{(O_i - E_i)^2}{E_i}$$

Results of Chi-square tests three generative models (Significance Level=0.1)

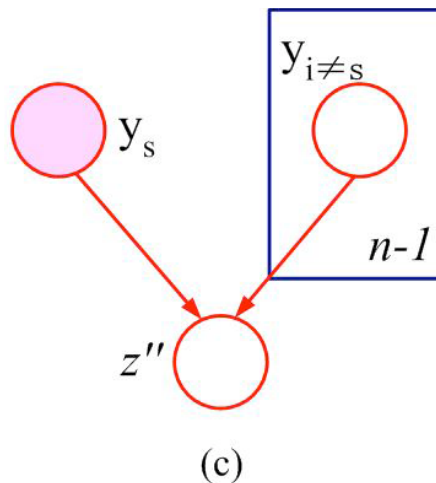
Generative models	Dataset sizes	Model accepted	Model rejected
$f(s)$	4000	3387	613
$f(s, \theta)$	4000	3216	784
$f(\theta_n   s_n, s_{\psi(n)}, \theta_{\psi(n)})$	4096	3558	538

## NIST special database 4 (4000 fingerprints)

Data set for conditional distribution is from minutia pairs in data set where minutia pairs are separated by the binned locations of both minutiae (32×32) and orientation of leading minutia (4). So  $32 \times 32 \times 4 = 4096$ .

# Probability of Random Correspondence

- Specific  $n$ PRC : the probability that in a set of  $n$  samples, a specific one with value coincides with another sample, within specified tolerance.



Conditional probability:

$$p(z''|y_s, Y) = \begin{cases} p(z'' = 1|y_s, Y) = 1 \text{ and } p(z'' = 0|y_s, Y) = 0 & \text{if } \exists y_i \in Y \ni y_i = y_s \\ p(z'' = 1|y_s, Y) = 0 \text{ and } p(z'' = 0|y_s, Y) = 1 & \text{if } \forall y_i \in Y \ni y_i \neq y_s \end{cases}$$

Specific  $n$ PRC:

$$p(z'' = 1|y_s) = \sum_{Y'} p(z'' = 1, Y'|y_s) = \sum_{Y'} p(z'' = 1|y_s, Y')p(Y')$$

Figure 6: Graphical model of specific  $n$ PRC

# Evaluation of specific $n$ PRC: minutiae

Given a specific latent fingerprint  $f$ , the specific  $n$ PRC can be computed by

$$p(f, n) = 1 - (1 - p(f))^{n-1}$$

where  $p(f)$  is the probability that  $\hat{m}$  pairs of minutiae are matched between the given fingerprint  $f$  and a randomly chosen fingerprint from  $n$  fingerprints.

$$\begin{aligned} p(f) &= \sum_{m' \in M} p(m') \binom{m'}{\hat{m}} \cdot \sum_{i=1}^{\binom{m_f}{\hat{m}}} p(f_i) \\ &= \sum_{m' \in M} p(m') \binom{m'}{\hat{m}} \cdot \sum_{i=1}^{\binom{m_f}{\hat{m}}} \prod_{j=1}^{\hat{m}} p(x_{ij} | \Theta) \end{aligned}$$

# Evaluation with Minutia Confidence

- Confidence of the minutiae is taken into account to deal with the greatly varying minutiae quality in latent fingerprints.
- Probability density functions of location  $s'$  and direction  $\theta'$  can be modeled using Gaussian and von-Mises distribution given by

$$c(s'|s_n, d_{s_n}) = \mathcal{N}(s'|s_n, d_{s_n}^{-1})$$

$$c(\theta'|\theta_n, d_{\theta_n}) = \mathcal{V}(\theta'|\theta_n, d_{\theta_n})$$

$$p_\epsilon(\mathbf{s}_n) = \int_{s'} \int_{|\mathbf{s}-\mathbf{s}'| \leq \epsilon_{\mathbf{s}}} c(s'|\mathbf{s}_n, d_{s_n}) f(\mathbf{s}) ds' d\mathbf{s}$$

$$p_\epsilon(\mathbf{s}_n, \theta_n) = \int_{s'} \int_{\theta'} \int_{|\mathbf{x}-\mathbf{x}'| \leq \epsilon} c(s'|\mathbf{s}_n, d_{s_n}) c(\theta'|\theta_n, d_{\theta_n}) f(\mathbf{s}, \theta) ds' d\theta' d\mathbf{s} d\theta$$

$$p_\epsilon(\theta_n|\mathbf{s}_n, \mathbf{s}_{\psi(n)}, \theta_{\psi(n)}) = \int_{\theta'} \int_{|\theta-\theta'| \leq \epsilon_\theta} c(\theta'|\theta_n, d_{\theta_n}) f(\theta|\mathbf{s}_n, \mathbf{s}_{\psi(n)}, \theta_{\psi(n)}) d\theta' d\theta$$


# Experiments and Results

- Data Sets
  - NIST special database 4 (4000 fingerprints)
  - NIST special database 27 (257 latent cases)
  - Minutiae were obtained by NBIS (mindtct).
  - Fingerprints aligned based on the automatically extracted core points.
  - Tolerance:
$$\epsilon_s = \epsilon_r = 10 \text{ pixels and } \epsilon_\theta = \epsilon_\phi = \pi/8.$$
- Specific nPRC for latent fingerprints in NIST27
- Specific nPRC for Madrid bombing case

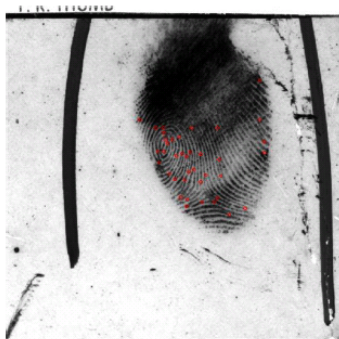



# Evaluation of specific nPRC

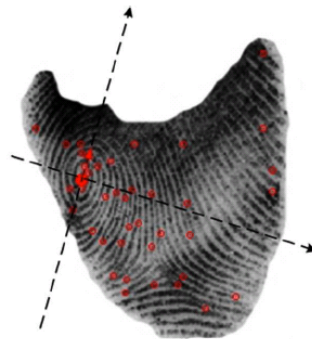
Two latent cases from NIST 27



(a)



(b)



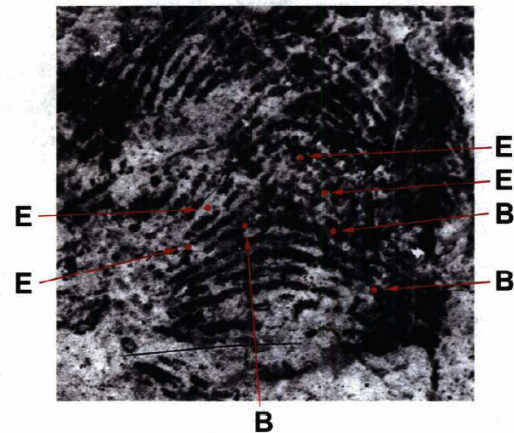
Specific nPRC for the latent prints “b115” and “g73”, where  $n=100,000$

Latent Print “b115”			Latent Print “g73”		
$N$	$\hat{m}$	$p_{\epsilon}(\hat{m}, X)$	$N$	$\hat{m}$	$p_{\epsilon}(\hat{m}, X)$
16	2	0.73	39	4	1
	4	$9.04 \times 10^{-6}$		8	$3.11 \times 10^{-14}$
	8	$2.46 \times 10^{-19}$		12	$2.56 \times 10^{-25}$
	12	$6.13 \times 10^{-31}$		24	$3.10 \times 10^{-52}$
	16	$1.82 \times 10^{-46}$		39	$7.51 \times 10^{-79}$

Left images are crime scene images with latent fingerprints and minutiae.  
Right images are preprocessed latent prints with aligned minutiae with predicted core points.

# Application to Madrid Bombing Case

Original IAFIS Encoding (LFP 17):




level 2 details:  
four ridge endings and three bifurcations

Probability of at least one  
fingerprint in FBI IAFIS  
database (470 million  
fingerprints) with same  
minutiae is **0.93**.

Charted enlargements

Charted features on LFP

corresponding features on  
Mayfield's inked fingerprint.



Probability of falsely identifying  
source of LFP 17 is  **$7.8 \times 10^{-7}$**

# Summary

- Proposed a new generative model to model minutiae distribution including the **dependency** relationship between them
- Rarity of latent fingerprints is evaluated by the probability measure: **specific nPRC**
- In order to align fingerprints, a Gaussian process based approach is proposed to predict **core points**
- **Confidence of minutiae** is taken into account to deal with greatly varying minutiae quality in latent fingerprints

# References

- [1] K. Wertheim and A. Maceo. The critical stage of friction ridge and pattern formation. *Journal of Forensic Identification*, 52(1):35–85, 2002.
- [2] C. Su and S. N. Srihari. Generative models for fingerprint individuality using ridge models. In *Proceedings International Conference on Pattern Recognition*, pages 1–4. *IEEE*, 2008.
- [3] Y. Zhu, S. C. Dass, and A. K. Jain. Statistical models for assessing the individuality of fingerprints. *IEEE Transactions on Information Forensics and Security*, 2(3-1):391–401, 2007.
- [4] A. M. Bazen and S. H. Gerez. Systematic methods for the computation of the directional fields and singular points of fingerprints. *IEEE Trans. Pattern Anal. Mach. Intell.*, 24(7):905–919, 2002.
- [5] S. N. Srihari, S. Cha, H. Arora, and S. J. Lee. Discriminability of fingerprints of twins. *Journal of Forensic Identification*, 58(1):109–127, 2008.
- [6] C. Su and S. N. Srihari, Probability of Random Correspondence for Finger-prints, *Proceedings International Workshop on Computational Forensics*, The Hague, Netherlands, Springer 2009.
- [7] C. Su and S. N. Srihari, Latent Fingerprint Core Point Prediction Based on Gaussian Processes In *Proceedings International Conference on Pattern Recognition*, Istanbul, Turkey, Aug 23-26, 2010.