

Uncertainty, Probability and Statistics

Workshop at

Impression and Pattern Evidence (IPE) Symposium

Tampa, FL, August 1, 2010

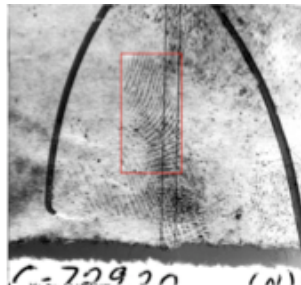
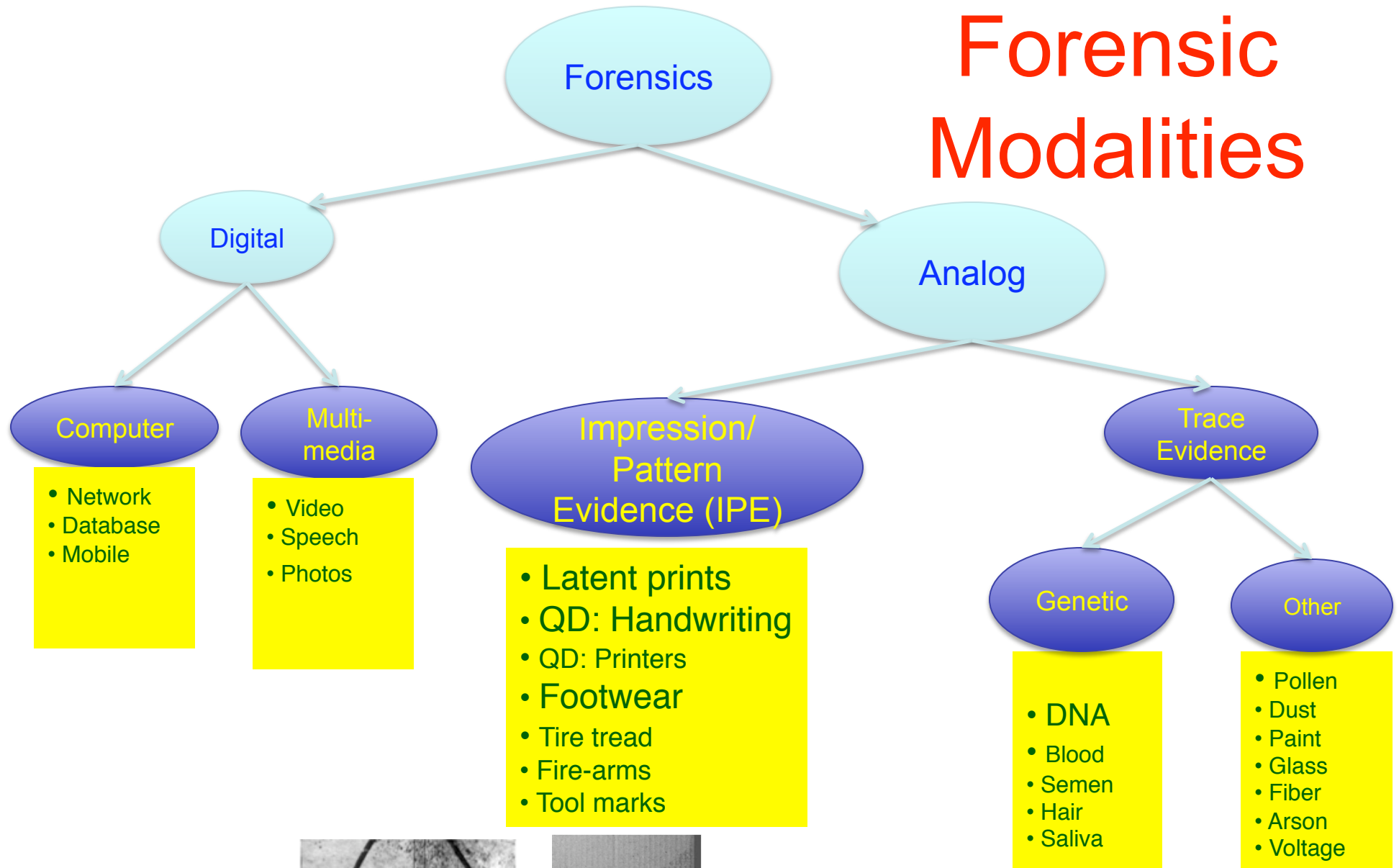
1:30-4:30pm



Panelists

- Sargur Srihari
 - Dept of Computer Science & Engineering / Department of Biostatistics
 - University at Buffalo, The State University of New York
- Christophe Champod
 - Institut de Police Scientifique
 - University of Lausanne, Switzerland
- Glenn Langenburg
 - Minnesota Bureau of Criminal Apprehension
 - St. Paul, Minnesota
- Cedric Neumann
 - Forensic Program
 - The Pennsylvania State University

Forensic Modalities



Objective of Workshop

- Describe Existing Uncertainty Models in Forensics
- Relevance to Impression and Pattern Evidence
 - Latent Prints, QD (Handwriting), Footwear
- What it means for the Examiner

Presentations

- Sargur Srihari (Uncertainty Models)
- Christophe Champod (Decision Methods)
- Cedric Neumann (Statistical Models)
- Glenn Langenburg (Practitioner Viewpoint)

Overlaps useful since concepts are new

Uncertainty Models

Need for Uncertainty Models

- Impression/pattern evidence (IPE) testimony
 - Headed in this direction (NAS report)
- Methods available for non-IPE disciplines
 - DNA and Trace evidence
- Methods for IPE still in research/debate

Latent Print Opinions

- Courts allow Latent Print Examiner to opine on ultimate question of individualization
 - Evidence is attributed to a single individual and no other
- Three possible opinions for evidence
 - Individualizes
 - No other individual on earth
 - Inconclusive
 - Excludes
 - Definitely not this individual

Need for Quantifying Uncertainty: Madrid Bombing Case

Latent Fingerprint
on bag of detonator



Brandon Mayfield
Identified by FBI



Algerian National
Identified by SNP



Possible Methods for IPE

- DNA style:
 - State probability that random person would have the same pattern as in the evidence
 - One in a very large number
- Trace Evidence style:
 - State a likelihood ratio
 - based on probabilities of evidence conditioned on prosecutor and defense hypotheses

Probability Models

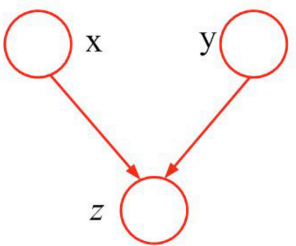
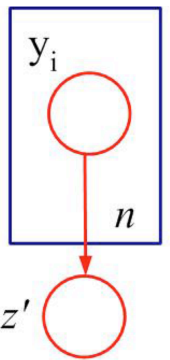
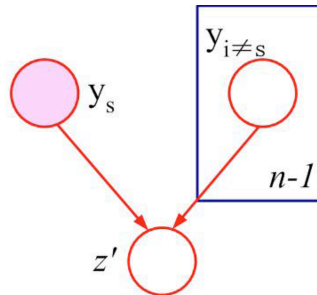
- Several ways of slicing models
- Discrete/Continuous
 - Discrete
 - Birthdays, DNA, Type 1 Fingerprint Features
 - Continuous Variables
 - Univariate:
 - Heights, Refractive Index
 - Multivariate
 - Type 2 Fingerprint Features
 - Combinations
 - Letter pair “th” has loop present/absent, ratio of heights of t and h

Discrete Model: Birthdays

Random two have
same birthday ($n=2$)

Some two among n
have same birthday

A specific birthday among n

	PRC	nPRC	Specific nPRC
Graphical Model	 <p>(a)</p> $z = \{1, 0\}$	 <p>(b)</p> $z' = \{1, 0\}$	 <p>(c)</p> $z' = \{1, 0\}$
Inference	$p(z) = \sum_{\mathbf{x}} \sum_{\mathbf{y}} p(z \mathbf{x}, \mathbf{y}) p(\mathbf{x}) p(\mathbf{y})$ <p>PRC is $\rho = p(z=1)$</p>	$\rho[n] = 1 - (1 - \rho)^{\frac{n(n-1)}{2}}$	$p(z' y_s) = \sum_{Y'} p(z', Y' y_s) = \sum_{Y'} p(z' y_s, Y') p(Y')$

Discrete models for Ridge Flow Types

- Distributions of ridge flow types




Double loops: 7%



Left loops: 30%



Right loops: 27%



Whorls: 19%



Tented arches: 5%



Plain arches: 13%

- PRC: $p_{\epsilon} = 0.2233$

- n PRC:

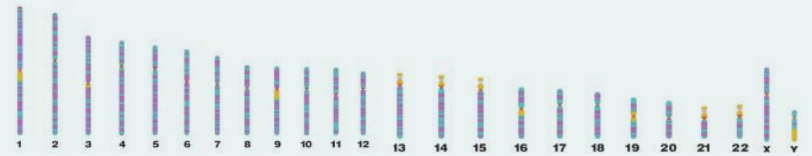
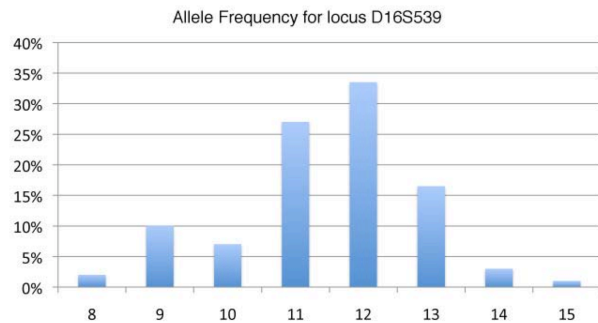
n	2	3	4	5	6	7	8
n PRC	0.2233	0.5314	0.7805	0.9201	0.9774	1	1

- Specific n PRC:

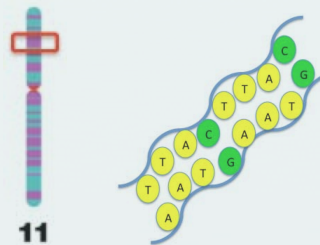
n	Specific n PRC					
	LL	RL	DL	PA	TA	W
10	0.9596	0.9411	0.4796	0.7145	0.3698	0.8499
20	0.9989	0.9975	0.7481	0.9291	0.6226	0.9818

Discrete Model: DNA

Allele Frequency (no of repeats)



Genome has 46 chromosomes
(22 are repeated plus XX and XY)



Single
Chromosome: $\sim 10^8$
base-pairs

TH01: location on short arm of chromo 11
Short tandem repeats (STR) base pair AATG

DNA profile of 13 loci:

Average match probability (PRC) is 0.1 per locus, 10^{-13} for a profile

If database has 1 million entries,

since there are 500 billion pair-wise matches, $nPRC = 0.05$

However specific $nPRC$ can be much lower

Joint Probability Formulation

- Lindley, 1977
 - A Problem in Forensic Science, Biometrika
- Window-glass breakage (Trace Evidence)
 - Deciding whether two sets of fragments have come from a common source
 - Refractive index of glass fragments at SoC and suspect's clothing

Trace Evidence Formulation

- m measurements at SoC with sample mean X
 - Distributed about unknown true value θ_1
- n measurements on suspect with mean Y
 - Distributed about unknown true value θ_2
 - In case of identity $\theta_1 = \theta_2$ otherwise $\theta_1 \neq \theta_2$
- Another important distribution is that of refractive index
 - Some values are rare others common
 - If X and Y are close (similar)
 - there is greater evidence of identity when they are both rare than when they are common

Likelihood Ratio

- I is event that samples are from same source
- \bar{I} event that they are from different sources
- As a result of measurements, evidence for identity is (factor on the odds)

$$\frac{p(X,Y | I)}{p(X,Y | \bar{I})}$$

– Likelihood Ratio of Prosecutor and Defense Hypotheses

Evaluation of Likelihood Ratio

- Numerator is: $p(X, Y | I) = \int p(X | \theta) p(Y | \theta) p(\theta) d\theta$
 - where θ is common value of θ_1 and θ_2

- Denominator is:

$$p(X, Y | \bar{I}) = \int p(X | \theta_1) p(\theta_1) d\theta_1 \int p(Y | \theta_2) p(\theta_2) d\theta_2$$

- Assuming Normal distribution of refractive index $N(\mu, \tau^2)$

- With $Z = (X + Y)/2$ and σ^2 is sample variance

$$\frac{\tau}{2^{\frac{1}{2}}\sigma} \exp \left\{ -\frac{(X - Y)^2}{4\sigma^2} \right\} \exp \left\{ \frac{(Z - \mu)^2}{2\tau^2} \right\}.$$

Similarity Term

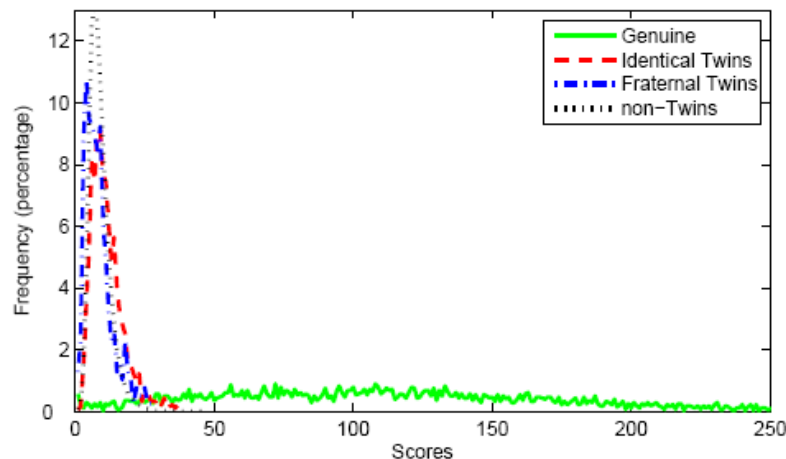
RarityTerm

Difficulties with Joint Probability Model

- Joint probability model is not easy to evaluate without looking at all possible pairs of known and evidence
- Simplification is to replace $p(X, Y|I)$ with $p(d(X, Y)|I)$

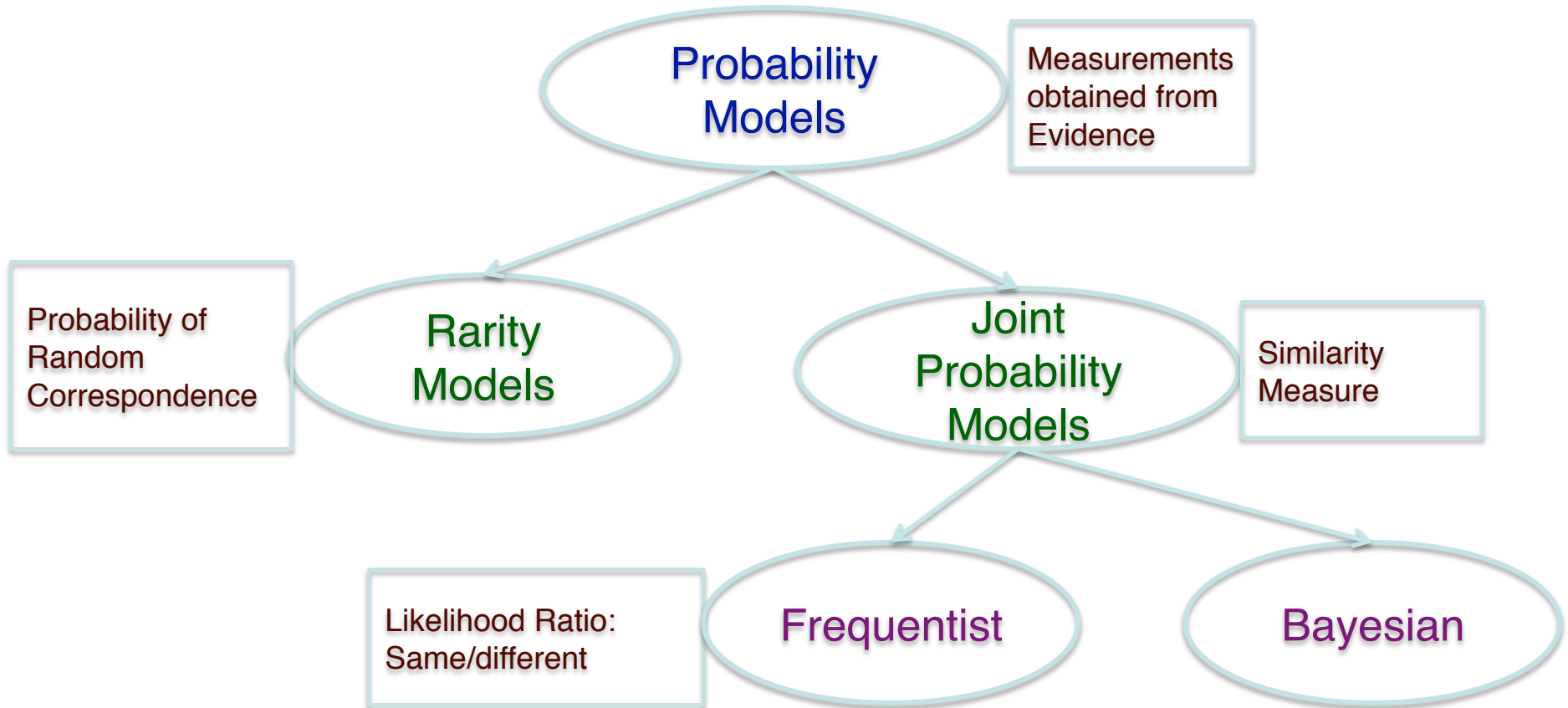
Similarity Model: Fingerprints

- Based on a similarity measure for fingerprints
- AFIS Minutiae Matcher
 - Score distributions give two probabilities
 - Likelihood Ratio (Prosecution Hypothesis vs Defense Hypothesis)
- Error Rates



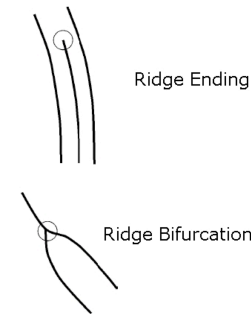

	EER	EER threshold
Non-Twins	3.33%	19
Fraternal	4.88%	23
Identical	5.09%	25

Probability Models for Forensics



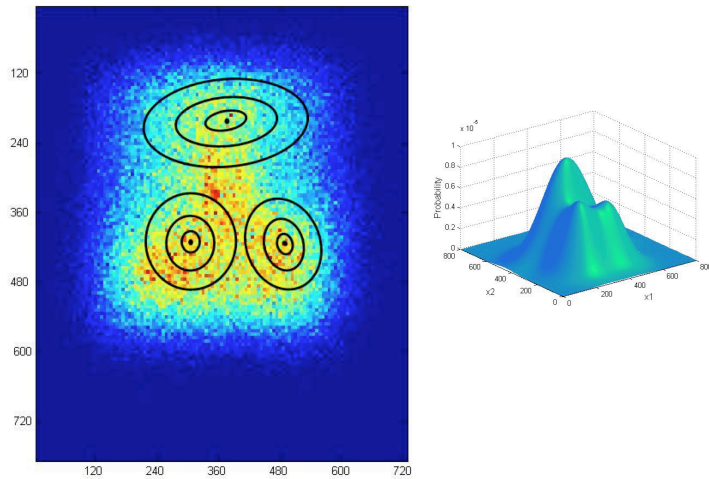
Rarity Models: Fingerprints

- Fingerprints are characterized by ridges and minutiae

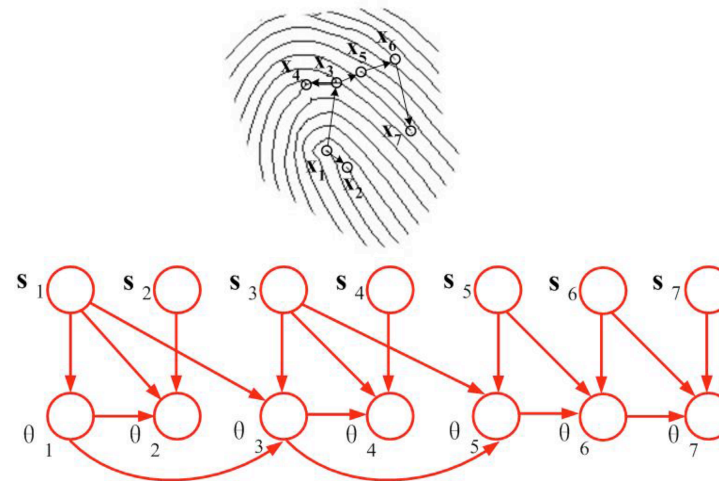


Rarity Model: Minutiae

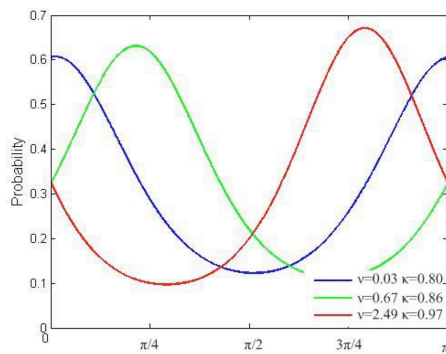
1. Distribution of Minutia Location



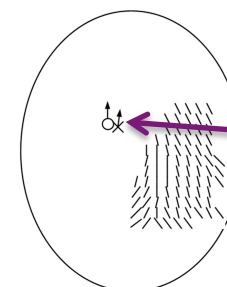
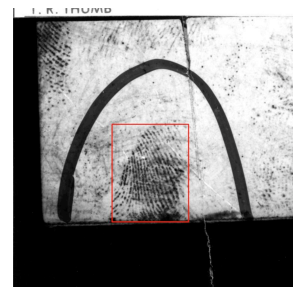
3. Distribution of Minutia Dependency



2. Distribution of Minutia Orientation




4. Distribution of Minutia Certainty



Core point
predicted
Using
Regression

Madrid Bomber Case Revisited



- Madrid Bomber case 22 minutiae identified
- 10 were matched by three FBI experts
- Generative Model
 - 12 of 19 minutiae used for specific nPRC: 1, 2, 3, 4, 7, 8, 9, 10, 11, 12, 17, and 18
 - specific nPRC
 - World population (6.8b) = 0.16
 - US population (330m) = 0.008

Similarity Model: QD

Known

Nov. 10, 1999

From
Jim Elder
829 Loop Street, Apt. 300
Allentown, New York 14707

To
Dr. Bob Grant
602 Queensberry Parkway
Omar, West Virginia 25638

We were referred to you by Xena Cohen at the University Medical Center. This is regarding my friend, Kate Zack. It all started around six months ago while attending the "Rubeq" Jazz Concert. Organizing such an event is no picnic, and as President of the Alumni Association, a co-sponsor of the event, Kate was overworked. But she enjoyed her job, and did what was required of her with great zeal and enthusiasm.

However, the extra hours affected her health; halfway through the show she passed out. We rushed her to the hospital, and several questions, x-rays and blood tests later, were told it was just exhaustion.

Kates been in very bad health since. Could you kindly take a look at the results and give us your opinion?

Thank You!

Jim

Letter shape

Word shape

Questioned

November 10, 1999

From
Jim Elder
829 Loop Street, Apt. 300
Allentown, New York 14707

To Dr. Bob Grant
602 Queensberry Parkway
Omar, West Virginia 25638

We were referred to you by Xena Cohen at the University Medical Center. This is regarding my friend, Kate Zack.

It all started around six months ago while attending the "Rubeq" Jazz Concert. Organizing such an event is no picnic, and as President of the Alumni Association, a co-sponsor of the event, Kate was overworked. But she enjoyed her job, and did what was required of her with great zeal and enthusiasm.

However, the extra hours affected her health; halfway through the show she passed out. We rushed her to the hospital, and several questions, x-rays and blood tests later, were told it was just exhaustion.

Bigram shape

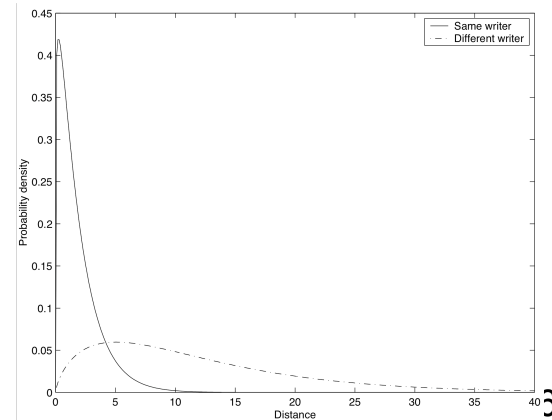
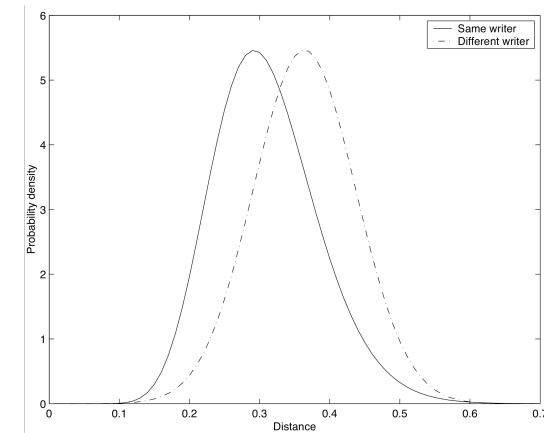
Handwriting Features and Similarities

Distributions of Similarities



```
00000011011000000001100000011100
00000101000000110100001111000000
00001101000011110001010000000110
01100001100011000111000100000100
01000001000000000000000000000100
01100000000001000100000100011000
11000000000000000100101100011000
00000010000000001101000000000001
00000001111010000000001100000000
10100000000000110000001000100100
00000000000000000011000100000100
00000001000100000000000000000001
01110111111100010111001000000000
01010101000100010111001011110010
00000000011001110000000000000000
00000000000000000000000000000000
```

Likelihood Ratio
obtained from
distributions of
similarities
for same and different
origination of evidence



Similarity Model for Handwriting

However, the extra hours affected her health; halfway through the show she passed out. We rushed her to the hospital, and several questions, x-rays and blood tests later, we were told it was just exhaustion.

Kate has been in very bad health since. Could you kindly take a look at the results and give us your opinion?

Thank you!

Jim

From

Jim Elder
829 Loop Street, Apt 300
Allentown, New York 14707

To

Dr. Bob Grant
602 Queensberry Parkway
Omar, West Virginia 25638

Nov 10, 1999

We were referred to you by Xena Cohen out the University Medical Center. This is regarding my friend, Kate Zack.

It all started around six months ago while attending the "Rubey" Jazz Concert. Organizing such an event is no picnic, and as President of the Alumni Association, a co-sponsor of the event, Kate was overworked.


LLR Value for this pair is 41.52 →

1. Identified as same
2. Highly probable same
3. Probably same
4. Indicating same
5. No conclusion
6. Indicating different
7. Probably different
8. Highly probably different
9. Identified as different

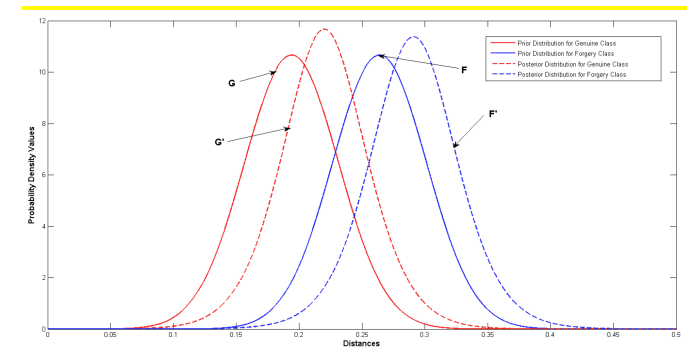

Signatures: Bayesian Adaptation

Wide variability and small learning sets for case at hand

Known Signatures



Questioned Signature



Approach:

Learn hyper-parameters
from large data set
Adapt parameters from
Learning set

	Error Rate
Only Prior	18%
Bayesian Adaptation	11.5% - 14.5%

Summary and Conclusion

- Uncertainty is easily expressed for certain forensic domains as rarity
 - DNA, Type 1 Fingerprints
- For Impression Evidence it is much harder
 - Continuous features/tolerances
- New Models proposed (being validated)
 - Rarity
 - Similarity